

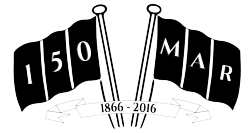
Metropolitan Amateur Regatta (Sat)

Race 1

IM2 8 Intermediate 2 Eights

Heat 1

3 to SF



Posn	Lane	Club		500m	1000m	1500m	Finish	Next
1	2	RAD Radley Coll Louis Hazell, Miles Rowse, James Murrell, Freddie Elwes, Archie McChesney, Max Hobhouse, Joshua Bowesman-Jones, James Brocklebank-Fowler, [Cox] Felix Adams	IM2 8	01:28.27 [2]	02:59.38 (01:31.11) [1]	04:33.40 (01:34.02) [1]	06:05.38 (01:31.98)	42 Semi-Final 1
2	1	HAM Hampton Sch Christopher Zahn, Ollie Stanhope, Rory Gilligan, Jens Clausen, Lewis Owens, Thomas Worthington, Dominic Jackson, Tom Long, [Cox] Charlie Marcus	IM2 8	01:31.46 [3]	03:01.83 (01:30.37) [4]	04:34.88 (01:33.05) [3]	06:07.15 (01:32.27) 01.77	42 Semi-Final 1
3	3	WIN Winchester Coll William Passmore, Milford Killian-Dawson, George Baxendale, Robert Boswall, Hugo Durward, Tobias Schröder, Luke Robinson, Dara Alexander Alizadeh, [Cox] Harry Peters	IM2 8	01:26.90 [1]	02:59.79 (01:32.89) [2]	04:34.23 (01:34.44) [2]	06:07.49 (01:33.26) 00.34	42 Semi-Final 1
4	6	IMP Imperial Coll Juha Leppanen, Robert McPherson, Harry Mayne, Harry Uglow, Graham Davis, Edward Rees, A Ball, Romain Barnoud, [Cox] Emily Boother	IM2 8	01:31.76 [4]	03:00.85 (01:29.09) [3]	04:35.21 (01:34.36) [4]	06:08.80 (01:33.59) 01.31	
5	4	RDG Reading RC Gareth Williams, Simon Griffiths, Phillip Mallinson, Michael Croll, Nicholas Musson, Paul Robinson, Sam Webb, Nicholas Paterson, [Cox] Adam Beake	IM2 8	01:34.89 [5]	03:09.34 (01:34.45) [5]	04:48.60 (01:39.26) [5]	06:27.71 (01:39.11) 18.91	
6	5	RNY Navy & Marines Steven Winship, Sam Wilson, Nicholas Peter Hill, William Mackie, Chris Mitchell, Chris Rackham, James Stanier, Matthew McKibbin, [Cox] Hannah Burke	IM2 8	02:10.76 [6]	03:15.23 (01:04.47) [6]	04:57.11 (01:41.88) [6]	06:38.22 (01:41.11) 10.51	

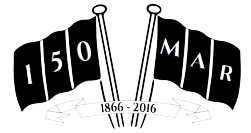
Metropolitan Amateur Regatta (Sat)

Race 2

IM2 8 Intermediate 2 Eights

Heat 2

3 to SF



Posn	Lane	Club		500m	1000m	1500m	Finish	Next
1	3	TRC (B) Thames RC John Bull, Hugo Shackleton, David Porter, Andrew Curry, Zack Youell, Alexander Davison, Stephen Ryan, William Hardy, [Cox] Lesley Vowles	IM2 8	01:38.90 [2]	03:10.88 (01:31.98) [2]	04:43.01 (01:32.13) [2]	06:19.91 (01:36.90)	42 Semi-Final I
2	2	ZCR Commercial RC Kevin Moran, Oisin Griffin, Fowler Pat, James Cash, Andy MC allister, Cian Keogh, Jimmy Healy, James Forbes, [Cox] Sophie Eustace	IM2 8	01:38.80 [1]	03:05.17 (01:26.37) [1]	04:42.23 (01:37.06) [1]	06:20.76 (01:38.53) 00.85	42 Semi-Final I
3	4	VRC Vesta RC Joe Cary, Jonathan Brown, Sven Radcke, Liam Gorman, William Pearson, William Fane-Gladwin, Adrian Turner, Tom Jenkins, Helen Gray	IM2 8	01:39.14 [5]	03:12.98 (01:33.84) [4]	04:48.83 (01:35.85) [4]	06:24.51 (01:35.68) 03.75	42 Semi-Final I
4	5	BED Bedford RC Christopher Callow, James Pototsky, Guy Woolford, Joshua Harris, Jamie Rogers, Jacob Lee, Sam Baker, Lewis Cleaver, [Cox] Gavin McWilliams	IM2 8	01:38.98 [3]	03:12.28 (01:33.30) [3]	04:48.36 (01:36.08) [3]	06:25.20 (01:36.84) 00.69	
5	1	CUR Curlew RC Michael Scott, Marcus Yarwood, Alexander James Parsons-Mills, Peter Fisk, Scott Bramley, Sam McPhee, John Stewart, T Weekes, [Cox] Isy Marshall	IM2 8	01:39.06 [4]	DNA - [5]	04:52.60 (04:52.60) [5]	06:33.49 (01:40.89) 08.29	

Lanes Redrawn


Metropolitan Amateur Regatta (Sat)

Race 3

IM2 8 Intermediate 2 Eights

Heat 3

3 to SF



Posn	Lane	Club		500m	1000m	1500m	Finish	Next
1	3	KRC Kingston RC Tom Hopkins, Sam Tunbridge, Andrew Bedford, Ivan Zovich, Nick Pepper, Jonathan Webber, Ben Handy, Richard Sharratt, [Cox] Adele Hing	IM2 8	DNA [1]	04:06.16 (04:06.16) [2]	04:38.90 (00:32.74) [1]	06:14.05 (01:35.15)	43 Semi-Final 2
2	6	LRC London RC Lachie Ives, Jack Davidson, Matthew Piechowicz, Salvador Mendonça, Thomas Whateley, Joshua Scott Meredith, Luis Orozco, Matthew Bernard, [Cox] Jess Taylor	IM2 8	DNA [2]	04:05.85 (04:05.85) [1]	04:42.69 (00:36.84) [2]	06:18.69 (01:36.00) 04.64	43 Semi-Final 2
3	2	LIU Liverpool Univ Nicolas Cerulus, Benjamin Heap, Patrick Home, Connor Cockerill, Andrew Alderwick, Oliver Wilkes, Borna Banafshe, Howard Hartley, [Cox] Helena Graham	IM2 8	DNA [4]	04:06.61 (04:06.61) [6]	04:45.76 (00:39.15) [3]	06:21.93 (01:36.17) 03.24	43 Semi-Final 2
4	4	TWK Twickenham RC Chris Dixon, Tom Messa, Basil Amin, Alistair Bradley, Stephen Parker, Peter Crush, Rory Bryant, John Harfield, [Cox] Eva-Lucia Llewellyn	IM2 8	DNA [3]	04:06.44 (04:06.44) [5]	04:48.37 (00:41.93) [5]	06:23.67 (01:35.30) 01.74	
5	1	CFC Cardiff City RC Maurice Blount, Tom Jose, Ben Kennedy, Russell Theobald, Dan Briley, Daniel John, David George, Jacob Bryning, [Cox] Laura Hyatt	IM2 8	DNA [6]	04:06.29 (04:06.29) [3]	04:47.82 (00:41.53) [4]	06:24.55 (01:36.73) 00.88	
6	5	CAB Cantabrigian RC J E N Price, P Ford, Edward Oughton, James O Dell, Hannes Burfeind, Gavin Swanson, Guy Fiddian, James King, [Cox] Christina Larkin	IM2 8	DNA [5]	04:06.39 (04:06.39) [4]	DNA - [6]	06:28.77 (06:28.77) 04.22	


Metropolitan Amateur Regatta (Sat)

Race 4

IM2 8 Intermediate 2 Eights

Heat 4

3 to SF



Posn	Lane	Club		500m	1000m	1500m	Finish	Next
1	6	OXB Oxford Brookes Alexander Simmonds, Finnian Lawton, Patrick Magee, Tom Asteriades, Harry Hogan, Felix Lammers, Jacob Anderson, Ted Treasure, [Cox] Alex Wenyon	IM2 8	01:28.41 [1]	DNA - [1]	04:31.46 (04:31.46) [1]	06:05.62 (01:34.16)	43 Semi-Final 2
2	3	AGE Agecroft RC Darren Staniforth, Tristan Hollis, George Holgate, Matthew Baldwin, Michael Jones, Rory O Neill, Patrick Salmon, Benedict Adey-Johnson, [Cox] Lucy Masters	IM2 8	01:29.56 [3]	DNA - [3]	04:35.19 (04:35.19) [2]	06:08.17 (01:32.98) 02.55	43 Semi-Final 2
3	5	TRC (A) Thames RC Joe Abdalla, Ian Hurley, Michael Trevena, Huw Jones, Andrew Gordon, Roger Ewing, Alex Morris, James Graham, Emily Burge	IM2 8	01:30.97 [4]	DNA - [4]	04:37.27 (04:37.27) [3]	06:09.91 (01:32.64) 01.74	43 Semi-Final 2
4	1	ZUC University Coll Cork RC Seáin O Sullivan, Simon Kearney, Brian Keohane, Tomás Power, Thomas Higgins, David O Leary, Kevin Synnott, Ciaran Higgins, [Cox] Rachel O Leary	IM2 8	01:29.17 [2]	DNA - [2]	04:37.51 (04:37.51) [4]	06:10.42 (01:32.91) 00.51	
5	2	CCS Claire's Court Jack Jesseman, Billy Gore, Fred Peck, Toby Yate, Jack Harris, Ben Smith, Henry Osborne, Charlie Lane, [Cox] David Jobling	IM2 8	01:34.33 [6]	DNA - [6]	04:51.39 (04:51.39) [6]	06:28.61 (01:37.22) 18.19	
6	4	SOU S'hampton Univ Joshua Cullen, William Grace, Fraser Jarrett, Andrew Stott, Tomas Sidorowicz, Hugo Loynes, Christopher Sim, Martyn Matt, [Cox] Stephanie Harrison	IM2 8	01:32.61 [5]	DNA - [5]	04:49.43 (04:49.43) [5]	06:29.24 (01:39.81) 00.63	

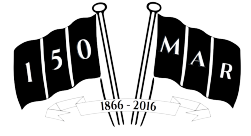
Metropolitan Amateur Regatta (Sat)

Race 5

SEN 4- Senior Coxless Fours

Heat 1

3 to F



Posn	Lane	Club		500m	1000m	1500m	Finish	Next
1	1	KRC Kingston RC Leon Taylor, John Ciccarelli, Hal Bedford-Payne, James Marsden	SEN 4-	01:32.34 [1]	03:09.81 (01:37.47) [1]	04:48.15 (01:38.34) [1]	06:27.60 (01:39.45)	70 Final
2	2	EXE Exeter RC Benjamin Chrichard, Robin Stirling, Harry William Shepherd, Paul Minchell	SEN 4-	01:35.86 [4]	03:14.86 (01:39.00) [4]	04:54.49 (01:39.63) [4]	06:31.65 (01:37.16) 04.05	70 Final
3	4	AGE Agecroft RC Andrew Thomas, Andrew Jepson, Sam Thornton, Adam Rushton	SEN 4-	01:34.92 [3]	03:13.06 (01:38.14) [3]	04:52.40 (01:39.34) [3]	06:32.15 (01:39.75) 00.50	70 Final
4	3	ZNU NUI Galway BC Richard Bennett, Kevin Nevile, Mantis Pukelis, Liam Keane	SEN 4-	01:33.07 [2]	03:11.22 (01:38.15) [2]	04:51.78 (01:40.56) [2]	06:36.32 (01:44.54) 04.17	
5	5	VRC Vesta RC James Sexton-Barrow, Christopher Linn, Thomas Foad, Alexander Bennett	SEN 4-	01:37.15 [5]	03:17.77 (01:40.62) [5]	04:59.26 (01:41.49) [5]	06:43.11 (01:43.85) 06.79	

Event Redrawn SIP moved to Race 6

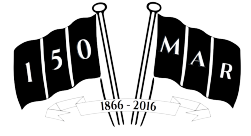
Metropolitan Amateur Regatta (Sat)

Race 6

SEN 4- Senior Coxless Fours

Heat 2

3 to F



Posn	Lane	Club		500m	1000m	1500m	Finish	Next
1	4	TSS Tideway Sc Sch Adam Ridler, Murray Wilkojc, William Fields, Nick Marriott	SEN 4-	01:33.76 [4]	03:10.76 (01:37.00) [4]	04:46.71 (01:35.95) [1]	06:23.53 (01:36.82)	70 Final
2	1	SIP Sport Imperial Merlin Dwan, Moritz Schneider, Jon Davies, John Hale	SEN 4-	01:32.95 [3]	03:09.68 (01:36.73) [2]	04:48.61 (01:38.93) [3]	06:24.24 (01:35.63) 00.71	70 Final
3	5	HEN Henley RC Ben Crouch, Sam Agass, Francis Highton, David Lambourn	SEN 4-	01:32.69 [2]	03:10.23 (01:37.54) [3]	04:50.32 (01:40.09) [4]	06:24.95 (01:34.63) 00.71	70 Final
4	3	TRC Thames RC Charlie Bouch, Orlando Nixon, Samuel Wilson, William Downey	SEN 4-	01:34.91 [5]	03:12.07 (01:37.16) [5]	04:52.45 (01:40.38) [5]	06:25.45 (01:33.00) 00.50	
5	2	UTC Upper Thames RC Robert McGow, Conor Walsh, Oliver Kolodseike, Michael Nagi	SEN 4-	01:30.92 [1]	03:07.37 (01:36.45) [1]	04:47.76 (01:40.39) [2]	06:28.33 (01:40.57) 02.88	

Event Redrawn SIP moved into Race 6


Metropolitan Amateur Regatta (Sat)

Race 7

W IM2 IX Women's Intermediate 2 Single Sculls

Heat 1

3 to SF



Posn	Lane	Club		500m	1000m	1500m	Finish	Next
1	6	OXB Oxford Brookes Georgina Phillips	W IM2 IX	02:00.10 [2]	04:07.19 (02:07.09) [1]	06:15.74 (02:08.55) [1]	08:23.33 (02:07.59)	79 Semi-Final 1
2	2	ZNU NUI Galway BC Marie Pigott	W IM2 IX	02:07.58 [4]	04:15.39 (02:07.81) [4]	06:23.08 (02:07.69) [3]	08:30.62 (02:07.54) 07.29	79 Semi-Final 1
3	5	ZGA Garda Siochana Breanna Larsen	W IM2 IX	01:59.29 [1]	04:09.25 (02:09.96) [2]	06:21.33 (02:12.08) [2]	08:34.88 (02:13.55) 04.26	79 Semi-Final 1
4	4	ZUC University Coll Cork RC Deirdre O Sullivan	W IM2 IX	02:03.94 [3]	04:13.27 (02:09.33) [3]	06:26.14 (02:12.87) [4]	08:40.00 (02:13.86) 05.12	
5	1	SAB Sabrina RC Laetitia Tay	W IM2 IX	02:07.94 [5]	04:18.72 (02:10.78) [5]	06:27.63 (02:08.91) [5]	08:41.87 (02:14.24) 01.87	
6	3	TRC Thames RC Jemima Price	W IM2 IX	02:09.02 [6]	04:21.62 (02:12.60) [6]	06:31.32 (02:09.70) [6]	08:51.53 (02:20.21) 09.66	


Metropolitan Amateur Regatta (Sat)

Race 8

W IM2 IX Women's Intermediate 2 Single Sculls

Heat 2

3 to SF



Posn	Lane	Club		500m	1000m	1500m	Finish	Next
1	4	IMP Imperial Coll Jade Hubbard	W IM2 IX	02:02.06 [3]	03:15.79 (01:13.73) [5]	06:17.57 (03:01.78) [1]	08:26.66 (02:09.09)	79 Semi-Final I
2	7	BAU Bath Univ Laura Macro	W IM2 IX	02:00.71 [2]	03:15.42 (01:14.71) [3]	06:19.89 (03:04.47) [3]	08:28.85 (02:08.96) 02.19	79 Semi-Final I
3	6	LRC London RC Lois MacGeachy	W IM2 IX	01:58.84 [1]	03:15.37 (01:16.53) [2]	06:18.32 (03:02.95) [2]	08:29.22 (02:10.90) 00.37	79 Semi-Final I
4	5	UBR Bristol Univ Teuntje Tijssen	W IM2 IX	02:02.52 [4]	03:15.44 (01:12.92) [4]	06:24.77 (03:09.33) [4]	08:38.37 (02:13.60) 09.15	
5	2	PBD Poplar B&D Phoebe Ohene	W IM2 IX	02:07.22 [5]	03:16.32 (01:09.10) [6]	06:26.49 (03:10.17) [5]	08:40.45 (02:13.96) 02.08	
6	3	ZGA Garda Siochana Mary Moore	W IM2 IX	02:11.15 [6]	03:15.23 (01:04.08) [1]	06:29.76 (03:14.53) [6]	09:06.33 (02:36.57) 25.88	

Lanes Redrawn


Metropolitan Amateur Regatta (Sat)

Race 9

W IM2 IX Women's Intermediate 2 Single Sculls

Heat 3

3 to SF



Posn	Lane	Club		500m	1000m	1500m	Finish	Next
1	5	EXU Exeter Univ Oluwaseun Olusanya	W IM2 IX	01:57.79 [1]	04:03.40 (02:05.61) [1]	06:13.78 (02:10.38) [1]	08:25.20 (02:11.42)	80 Semi-Final 2
2	3	LEA Lea RC Amanda Benson-Skailes	W IM2 IX	02:02.69 [3]	04:08.27 (02:05.58) [2]	06:18.42 (02:10.15) [2]	08:33.62 (02:15.20) 08.42	80 Semi-Final 2
3	1	OXB Oxford Brookes Victoria Norton	W IM2 IX	02:04.14 [5]	04:14.17 (02:10.03) [3]	06:26.68 (02:12.51) [3]	08:37.65 (02:10.97) 04.03	80 Semi-Final 2
4	2	MAA Mortlake AA Pamela Delvalle	W IM2 IX	02:00.50 [2]	04:15.21 (02:14.71) [4]	06:28.52 (02:13.31) [4]	08:40.35 (02:11.83) 02.70	
5	6	ZGA Garda Siochana Jacqueline Ryan	W IM2 IX	02:04.74 [6]	04:16.27 (02:11.53) [5]	06:31.02 (02:14.75) [5]	08:46.43 (02:15.41) 06.08	
6	4	ZDT Dublin U Ladies Gemma Foley	W IM2 IX	02:03.56 [4]	04:19.44 (02:15.88) [6]	06:36.62 (02:17.18) [6]	08:49.23 (02:12.61) 02.80	


Metropolitan Amateur Regatta (Sat)

Race 10

W IM2 IX Women's Intermediate 2 Single Sculls

Heat 4

3 to SF



Posn	Lane	Club		500m	1000m	1500m	Finish	Next
1	5	AGE Agecroft RC Helen Leigh	W IM2 IX	01:59.35 [1]	04:09.42 (02:10.07) [2]	06:18.39 (02:08.97) [1]	08:27.93 (02:09.54)	80 Semi-Final 2
2	4	MIN Minerva Bath RC Alika-Peach Molloy	W IM2 IX	02:00.21 [2]	04:08.53 (02:08.32) [1]	06:20.41 (02:11.88) [3]	08:31.53 (02:11.12) 03.60	80 Semi-Final 2
3	2	BTC BTC Southampton Emily Green	W IM2 IX	02:01.31 [3]	04:10.94 (02:09.63) [3]	06:19.42 (02:08.48) [2]	08:32.53 (02:13.11) 01.00	80 Semi-Final 2
4	6	VRC Vesta RC Kirsten Adams	W IM2 IX	02:04.22 [4]	04:14.46 (02:10.24) [4]	06:25.60 (02:11.14) [4]	08:36.20 (02:10.60) 03.67	
5	3	GRO Grosvenor RC Lucy Iball	W IM2 IX	02:07.76 [5]	04:22.99 (02:15.23) [5]	06:38.02 (02:15.03) [5]	08:56.32 (02:18.30) 20.12	
DNS	1	WBK Walbrook RC Natasha Gallagher	W IM2 IX					

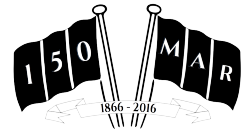
Metropolitan Amateur Regatta (Sat)

Race 11

W IMI 4X Women's Intermediate I Quad Sculls

Heat 1

3 to F



Posn	Lane	Club		500m	1000m	1500m	Finish	Next
1	2	ZAA/ ZDT Dublin U Ladies Fruity Phil (ZDT), Aoife Leahy (ZDT), Sally O'Brien (ZDT), Ruth Morris (ZAA)	W IMI 4X	01:42.96 [1]	03:30.41 (01:47.45) [1]	05:20.84 (01:50.43) [1]	07:11.35 (01:50.51)	81 Final
2	3	UBI Birmingham Univ Joanne Malcolm, Isobel Haig, Anastasia Pywell, Charlotte Morris	W IMI 4X	01:44.84 [2]	03:33.34 (01:48.50) [2]	05:22.26 (01:48.92) [2]	07:12.58 (01:50.32) 01.23	81 Final
3	5	NRC Nottingham RC Georgina Grainger, Fleur TavarÃ©, Annie Campbell-Orde, Kate Parsons	W IMI 4X	01:45.48 [3]	03:35.05 (01:49.57) [3]	05:24.71 (01:49.66) [3]	07:13.25 (01:48.54) 00.67	81 Final
4	6	RDU (C) Reading Univ Rosie Snell, Francesca Bratt, Poppy Durkan, Katy Ratcliffe	W IMI 4X	01:46.26 [4]	03:35.73 (01:49.47) [4]	05:26.78 (01:51.05) [4]	07:14.46 (01:47.68) 01.21	
5	1	SPG St Paul's Girls Nicola Thomson, Helen Elizabeth Kirkpatrick, Nicola kate Lawless, Lara Emma Catherine Valt	W IMI 4X	01:49.10 [5]	03:41.08 (01:51.98) [5]	05:35.48 (01:54.40) [5]	07:18.10 (01:42.62) 03.64	
6	4	WEY Weybridge RC Claudine Ferguson, Emily Westland, Eva Ferlez, Emily Bryant	W IMI 4X	01:50.28 [6]	03:50.76 (02:00.48) [6]	05:52.46 (02:01.70) [6]	07:33.25 (01:40.79) 15.15	

Lanes Redrawn


Metropolitan Amateur Regatta (Sat)

Race 12

W IMI 4X Women's Intermediate I Quad Sculls

Heat 2

3 to F



Posn	Lane	Club		500m	1000m	1500m	Finish	Next
1	1	RDU (A) Reading Univ Anna Smart, Loretta Grove, Isabelle Drinkwater, Amy Fuller	W IMI 4X	01:41.44 [1]	03:27.09 (01:45.65) [1]	05:14.61 (01:47.52) [1]	07:01.87 (01:47.26)	81 Final
2	6	EXU Exeter Univ Isabel Lingard, Alex Flynn, Lorna Tinkler, Phoebe Campbell	W IMI 4X	01:43.01 [2]	03:31.50 (01:48.49) [2]	05:21.70 (01:50.20) [2]	07:10.62 (01:48.92) 08.75	81 Final
3	3	OXB Oxford Brookes Alice Harper, Megan Pickering, Alex Styles, Madeleine Dobson	W IMI 4X	01:47.81 [4]	03:36.72 (01:48.91) [4]	05:25.51 (01:48.79) [3]	07:13.77 (01:48.26) 03.15	81 Final
4	5	RDU (B) Reading Univ Olivia Naylor, Emily Ambrose, Amber Mayall, Sarah Newton	W IMI 4X	01:46.76 [3]	03:36.00 (01:49.24) [3]	05:26.06 (01:50.06) [4]	07:15.51 (01:49.45) 01.74	
5	2	IMP Imperial Coll Yewande Adesida, Rebecca Williams, Isobel Powell, Eleanor Disney	W IMI 4X	01:48.53 [5]	03:39.27 (01:50.74) [5]	05:33.04 (01:53.77) [5]	07:28.76 (01:55.72) 13.25	
6	4	CLY Clyde ARC Sarah Locke, Sharon Coats, Caitlin Watson, Seonaid MacLachlan	W IMI 4X	01:59.22 [6]	04:01.78 (02:02.56) [6]	06:06.89 (02:05.11) [6]	08:10.05 (02:03.16) 41.29	


Metropolitan Amateur Regatta (Sat)

Race 13

SEN IX Senior Single Sculls

Heat 1

3 to F



Posn	Lane	Club		500m	1000m	1500m	Finish	Next
1	5	LDR Leander Club Daniel Boddington	SEN IX	01:45.67 [1]	03:46.61 (02:00.94) [1]	05:30.58 (01:43.97) [1]	07:25.53 (01:54.95)	87 Final
2	2	ZUC University Coll Cork RC Andrew Harrington	SEN IX	01:49.14 [3]	03:47.89 (01:58.75) [4]	05:36.32 (01:48.43) [2]	07:32.25 (01:55.93) 06.72	87 Final
3	3	DAT Dart Totnes ARC Matthew Swiss	SEN IX	01:48.60 [2]	03:47.22 (01:58.62) [3]	05:39.01 (01:51.79) [3]	07:33.33 (01:54.32) 01.08	87 Final
4	4	BIR Birmingham Steven Byford	SEN IX	01:49.67 [4]	03:46.88 (01:57.21) [2]	05:40.82 (01:53.94) [4]	07:34.00 (01:53.18) 00.67	
5	6	UTC Upper Thames RC Thomas Carter	SEN IX	01:51.53 [5]	03:48.36 (01:56.83) [5]	05:43.25 (01:54.89) [5]	07:36.76 (01:53.51) 02.76	


Metropolitan Amateur Regatta (Sat)

Race 14

SEN IX Senior Single Sculls

Heat 2

3 to F



Posn	Lane	Club		500m	1000m	1500m	Finish	Next
1	5	BAU Bath Univ Nick Bell	SEN IX	01:44.65 [1]	03:38.66 (01:54.01) [1]	05:33.49 (01:54.83) [1]	07:28.19 (01:54.70)	87 Final
2	3	STP Stourport BC Luke Grainger	SEN IX	01:48.56 [3]	03:41.62 (01:53.06) [2]	05:34.15 (01:52.53) [2]	07:31.15 (01:57.00) 02.96	87 Final
3	4	BUR Burway RC Jack Barrett	SEN IX	01:45.11 [2]	03:42.11 (01:57.00) [3]	05:36.59 (01:54.48) [3]	07:34.59 (01:58.00) 03.44	87 Final
4	6	PTR Putney Town David Dearlove	SEN IX	01:49.08 [4]	03:43.05 (01:53.97) [4]	05:38.39 (01:55.34) [4]	07:36.05 (01:57.66) 01.46	
5	2	CNN Cambridge 99 Henk-Jaap Wagenaar	SEN IX	01:49.74 [5]	03:46.31 (01:56.57) [5]	05:45.16 (01:58.85) [5]	07:49.09 (02:03.93) 13.04	


Metropolitan Amateur Regatta (Sat)

Race 15

IMI 8 Intermediate I Eights

Heat 1

3 to F



Posn	Lane	Club		500m	1000m	1500m	Finish	Next
1	2	MBC Molesey BC Robin Mould, Callum Gathercole, Rhys Westall, Andy Warren, Andrew Turner, Jonathan Broadest, Samuel Knight, William Hetherington, [Cox] Jonna de Vries	IMI 8	01:28.14 [1]	02:59.07 (01:30.93) [1]	04:32.18 (01:33.11) [1]	06:09.35 (01:37.17)	63 Final
2	5	NTU Nottm Trent Adam Swain, Tom Galliano, Christian Dove, Edward Stracey, Samuel Geller, Yiana Shakespeare, Hamish Bott, John Hedley McGarva, [Cox] Rachel Mathewson	IMI 8	01:28.85 [2]	03:02.20 (01:33.35) [2]	04:35.88 (01:33.68) [2]	06:10.57 (01:34.69) 01.22	63 Final
3	6	RCH Royal Chester Alexander Constantinou, Matthew Webb, Harrison Hunter, Thomas Curwell, James Magee, Fraser Morgan, Peter Dean, Henry William McGarva, [Cox] Sarah Armstrong	IMI 8	01:31.54 [4]	03:03.38 (01:31.84) [3]	04:37.46 (01:34.08) [4]	06:11.45 (01:33.99) 00.88	63 Final
4	4	BAU Bath Univ Tom Bright, Joshua Poat, Joseph Edgerley, Jack Williams, Thomas Mapp, Henry Jones, Luke Gwenter, William England, [Cox] Flora Cameron Watt	IMI 8	01:31.13 [3]	03:04.16 (01:33.03) [4]	04:37.06 (01:32.90) [3]	06:12.36 (01:35.30) 00.91	
5	3	NSH Nonesuch BC Toby Bownass, Nick McNeil, H Cooper, James Diaz-Sokoloff, Alex Steventon, Mark Roberts, Andrew Parrish, Sam Salt, [Cox] Laurence Taylor	IMI 8	DNA [5]	03:06.59 [5]	04:45.66 (01:39.07) [5]	06:26.18 (01:40.52) 13.82	


Metropolitan Amateur Regatta (Sat)

Race 16

IMI 8 Intermediate I Eights

Heat 2

3 to F



Posn	Lane	Club		500m	1000m	1500m	Finish	Next
1	2	UBR Bristol Univ Adam Stapleton, Jonathan Gorner, George Barnaby, Thomas Clark, Joseph Harper, Harry Stroud, Alex Heslop, Harry Rosen, [Cox] Emily Almond	IMI 8	01:32.49 [1]	03:00.03 (01:27.54) [1]	04:34.59 (01:34.56) [1]	06:09.83 (01:35.24)	63 Final
2	3	UTC Upper Thames RC Christopher Lowe, Chris Clark, Edward Rolls, James Lambton-Heys, Robert Hodgson, Thomas Emerson, Peter Holloway, Andrew James Saul, [Cox] Zoe Thomas	IMI 8	01:33.05 [2]	03:02.19 (01:29.14) [2]	04:36.31 (01:34.12) [2]	06:10.27 (01:33.96) 00.44	63 Final
3	4	WBS Windsor Boys Luke Bartoletti, Thomas Shewell, Edward Laws, Alex Laws, Sam Bodkin, Isaac Workman, William Jacobs, Daniel Loughran, [Cox] William Denegri	IMI 8	01:34.44 [3]	03:05.42 (01:30.98) [3]	04:41.90 (01:36.48) [3]	06:17.21 (01:35.31) 06.94	63 Final
4	5	CFC Cardiff City RC Maurice Blount, Tom Jose, Ben Kennedy, Russell Theobald, Dan Briley, Daniel John, David George, Jacob Bryning, [Cox] Laura Hyatt	IMI 8	01:36.06 [5]	03:11.82 (01:35.76) [4]	04:46.72 (01:34.90) [4]	06:21.98 (01:35.26) 04.77	
5	6	VRC Vesta RC Joe Cary, Jonathan Brown, Sven Radcke, Liam Gorman, William Pearson, William Fane-Gladwin, Adrian Turner, Tom Jenkins, Helen Gray	IMI 8	01:34.63 [4]	03:13.33 (01:38.70) [5]	04:51.90 (01:38.57) [5]	06:31.57 (01:39.67) 09.59	


Metropolitan Amateur Regatta (Sat)

Race 17

W IM2 8 Women's Intermediate 2 Eights

Heat 1

3 to F



Posn	Lane	Club		500m	1000m	1500m	Finish	Next
1	1	ZCD Dublin U Ladies Sine Kenny, Sarah Matthews, Daisy Callanan, Ruth Gilligan, Kelsey Connolly, Vanessa Connolly, Aoife O Riordan, Jane Coleman, [Cox] Silvia Doherty	W IM2 8	01:43.29 [2]	03:28.95 (01:45.66) [2]	05:14.14 (01:45.19) [1]	07:01.53 (01:47.39)	88 Final
2	5	AKN Auriol Ken Jordan Hobbs, Joanna Innes-Hopkins, Tamara Zwaagstra, Izzy Scott Moncrieff, Katherine Pankhurst, Angela Hitchens, Sophie Horton, Rhian Wood, [Cox] A J James	W IM2 8	01:41.58 [1]	03:27.76 (01:46.18) [1]	05:15.38 (01:47.62) [2]	07:03.04 (01:47.66) 01.51	88 Final
3	3	STN Staines BC Georgina Watling, Catherine Long, Maddison Shoolbread, Sophie Richards, Claire Couves, Emma Corless, Simone Pilgrim, Maaïke van Agtmaal, [Cox] Ingrid Barnsley	W IM2 8	01:44.82 [4]	03:32.50 (01:47.68) [3]	05:19.63 (01:47.13) [3]	07:07.39 (01:47.76) 04.35	88 Final
4	2	CBR Bristol City Rachel Wilson, Carina Hall, Sofia Deambrosi, Lorna Carter, Lauren O Neill, Lindsay Scott, Jenny Chapman, Elizabeth Buckman, [Cox] Claudia Stocker	W IM2 8	01:44.20 [3]	03:33.44 (01:49.24) [4]	05:24.41 (01:50.97) [4]	07:08.09 (01:43.68) 00.70	
5	4	EXE Exeter RC Caragh Newman, Abigail Bartram, Michaela Bailey, Katharine Boyd, Kirsty Barker, Amy Hill, Rebecca Kelly, Lauren May, [Cox] Abby Jones	W IM2 8	01:45.34 [5]	03:35.33 (01:49.99) [5]	05:26.44 (01:51.11) [5]	07:18.30 (01:51.86) 10.21	
6	6	UOC Chester Univ Jessica Bromley, Sarah Brodie-Browne, Charlie Shaw, Mairead Flannery, Roberta Coll, Holly Ellen Ringland, Sophie Bell, Scarlett Tomes, [Cox] Cara-Faisy Falcao	W IM2 8	01:47.07 [6]	03:38.78 (01:51.71) [6]	05:30.60 (01:51.82) [6]	07:24.75 (01:54.15) 06.45	


Metropolitan Amateur Regatta (Sat)

Race 18

W IM2 8 Women's Intermediate 2 Eights

Heat 2

3 to F




Posn	Lane	Club		500m	1000m	1500m	Finish	Next
1	4	OXB Oxford Brookes Laura Standley, Aly Vogelzang, Katie Metalli, Sophia Heath, Johanna Gannon, Sarah Bowyer, Mollie Appleton, Lucy Mason, [Cox] Aisling Humphries-Griffiths	W IM2 8	01:41.17 [1]	03:24.56 (01:43.39) [1]	05:09.88 (01:45.32) [1]	06:55.52 (01:45.64)	88 Final
2	2	ZDT Dublin U Ladies Nora Fisher, Jane O Sullivan, Aine Kennedy, Maria Kennedy, Helena Hennessy, Caoimhe Dempsey, Laura McKay, Claire Buttanshaw, [Cox] Niamh Williams	W IM2 8	01:41.68 [2]	03:27.37 (01:45.69) [2]	05:15.12 (01:47.75) [2]	07:02.23 (01:47.11) 06.71	88 Final
3	3	AGE Agecroft RC Megan Andrews, Samara Mohtasham, Terri Maynard, Grace Miller, Kate Silverthorne, Charlotte Grandfield, Alexandra Gardiner, Lucy Bailey, [Cox] Maddie Szekely	W IM2 8	01:44.39 [3]	03:29.31 (01:44.92) [3]	05:16.77 (01:47.46) [3]	07:04.20 (01:47.43) 01.97	88 Final
4	6	CAB Cantabrigian RC Madison Koesterman, Georgina Plunkett, Merodie Rose, Lindsey Tate, Claire Nichols, Bailee Stratton, Alexandra Courage, Manon Limousis-Gayda, [Cox] Esther Momcilovic	W IM2 8	01:48.79 [4]	03:32.23 (01:43.44) [4]	05:22.12 (01:49.89) [4]	07:12.05 (01:49.93) 07.85	
5	5	CUR Curlew RC Rebecca Jackson, Laura Binns, Anna Holsgrove, Fiona Stewart, Chelsea Crouser, Hannah Laird, Gemma Barker, Anita Jeff, [Cox] Alexander Smith	W IM2 8	DNA [5]	03:44.06 (03:44.06) [5]	05:40.81 (01:56.75) [5]	07:35.67 (01:54.86) 23.62	

Metropolitan Amateur Regatta (Sat)

Race 19

W SEN 8 Women's Senior Eights

Final



Posn	Lane	Club		500m	1000m	1500m	Finish	Next
1	4	NEW (A) Newcastle Univ Natalie Hardy, Nicole Lamb, Megan Barry, Emily Ford, Leah Kindleside, Katherine Bulmer, Matilda Martin, Rachel Webb, [Cox] Sasha Adwani	W SEN 8	01:36.94 [1]	03:17.27 (01:40.33) [1]	04:58.60 (01:41.33) [1]	06:41.58 (01:42.98)	
2	3	TSS Tideway Sc Sch Debbie Beadle, Marlie Carter Edwards, Maxi Scibor-Rylska, Emily Walters, Annabel Headley, Olivia Ambler, G M Peck, Anna Terry, [Cox] Sarah Davies	W SEN 8	01:37.78 [2]	03:19.40 (01:41.62) [2]	05:03.46 (01:44.06) [2]	06:46.71 (01:43.25) 05.13	
3	2	NEW (B) Newcastle Univ Rowena Price, Kelsey Stoddart, Rebecca Bennewith, Christa Browne, Helen Brackenbury, Georgia Mulrairie, Lydia Davis, Harriet Roddy, [Cox] Eleanor Wood	W SEN 8	01:38.48 [3]	03:21.73 (01:43.25) [3]	05:08.87 (01:47.14) [3]	06:54.83 (01:45.96) 08.12	
4	5	FUL Fulham Reach Abby Johnston, Madeline O Shaughnessy-Hunter, Elizabeth Cottrell, Eleanor Garratt, Fay Sandford, Fiona Schlesinger, Beatrix Sheldrick, Katie O Toole, [Cox] S Tjornelund	W SEN 8	01:42.31 [5]	03:22.98 (01:40.67) [4]	05:17.04 (01:54.06) [4]	07:04.42 (01:47.38) 09.59	
5	6	KCL King's Coll Lon Lucy Leach, Stephanie Stone, Kathryn Barnhill, Alice Meakes, Anne VILGERS, Catharine Taube, Danielle Wilcock, Emily Thomas, [Cox] Manuela de Mendonca	W SEN 8	01:41.95 [4]	03:28.96 (01:47.01) [5]	05:17.76 (01:48.80) [5]	07:05.06 (01:47.30) 00.64	


Metropolitan Amateur Regatta (Sat)

Race 20

IM3 8 Intermediate 3 Eights

Heat 1

3 to SF



Posn	Lane	Club		500m	1000m	1500m	Finish	Next
1	7	HAM Hampton Sch Matthew Hamilton, Alex Hickmott, Tristan Taylor, Harry Fieldhouse, Thomas Farrand, Bryn Hassan, George Nelson, Charlie Sandford, [Cox] Kristian Tombs	IM3 8	01:30.48 [1]	03:05.28 (01:34.80) [1]	04:41.58 (01:36.30) [1]	06:18.30 (01:36.72)	74 Semi-Final 1
2	4	EXU (A) Exeter Univ Ashley McCrea, James Moran, Nicholas Mathers, Sam Fotheringham, Angus Irvine, Harry Blackwell, Alexander Robey, Riley Clements, [Cox] Nancy Newberry	IM3 8	01:32.65 [2]	03:08.74 (01:36.09) [2]	04:45.14 (01:36.40) [2]	06:22.25 (01:37.11) 03.95	74 Semi-Final 1
3	6	CAB Cantabrigian RC Sean Collins, P Ford, James O Dell, Edward Oughton, Hannes Burfeind, Gavin Swanson, Guy Fiddian, James King, [Cox] Christina Larkin	IM3 8	01:34.63 [5]	03:11.27 (01:36.64) [4]	04:47.38 (01:36.11) [3]	06:23.15 (01:35.77) 00.90	74 Semi-Final 1
4	5	UBR Bristol Univ John Allden, Tom Sykes, Keir Salter, Josh Morris, Jack Squizzoni, James Foster, Benjamin Slingsby, Gareth Davies, [Cox] Johanna Dodgson	IM3 8	01:34.25 [4]	03:10.58 (01:36.33) [3]	04:47.87 (01:37.29) [4]	06:23.88 (01:36.01) 00.73	
5	1	UCL (B) UC London Jake Cable, Neel Raja, Rory Shadwell, Henry Robins, James Glenister, Mark Portnoi, Paul Knoops, John Figi, [Cox] Louise Blair	IM3 8	01:33.94 [3]	03:11.84 (01:37.90) [5]	04:51.61 (01:39.77) [5]	06:30.94 (01:39.33) 07.06	
DNS	2	UEA East Anglia U Matt Childs, Daniel Fontannaz, Edvind Nordheim Edwardsen, Jamie Mcmanamon, Charles Duric-Last, Josh Stacey, Jamie Moroney, Henry Starling, [Cox] Georgie Chapman	IM3 8					
DNS	3	SPS St Paul's Sch Andrew Mattmoe, George Dickinson, Max Deering, Leo Von Malaise, Alex Langstone-Bolt, Buster Parr, Cameron McInroy, Douwe De Graaf, [Cox] Axel De Boissard	IM3 8					


Metropolitan Amateur Regatta (Sat)

Race 21

IM3 8 Intermediate 3 Eights

Heat 2

3 to SF



Posn	Lane	Club		500m	1000m	1500m	Finish	Next
1	2	IMP Imperial Coll Paul Lietar, Vitaliy Delve, Ben Hambrook, Anthony Voyage, Thomas Burnell, Lawrence Jones, Jonathon Baird, Alister Fraser, [Cox] Catherine Bowden	IM3 8	01:31.58 [2]	03:05.33 (01:33.75) [1]	04:40.37 (01:35.04) [1]	06:14.41 (01:34.04)	74 Semi-Final 1
2	5	RBL Rdg Blue Coat Josh Smith, Marcus Smith, Toby Bryant, Ben Grainger, Alex Miles, Mathew Rees, Joe Bright, Lawrence Young, [Cox] Samuel Leach	IM3 8	01:30.82 [1]	03:05.92 (01:35.10) [2]	04:41.40 (01:35.48) [2]	06:16.67 (01:35.27) 02.26	74 Semi-Final 1
3	3	ZNU NUI Galway BC Alex Chadfield, Martin Laffey, Brian Keane, William Finnegan, Richard O Hagen, Ross Duffy, Tom Dillon, Conor Flynn, [Cox] Cathal McNamara	IM3 8	01:34.65 [4]	03:07.63 (01:32.98) [4]	04:43.63 (01:36.00) [4]	06:17.65 (01:34.02) 00.98	74 Semi-Final 1
4	6	UCL (A) UC London James Moore, Marc de Fontenay, Jacob Seamons, Samuel Gunning, David Sekula, Yosef Gleit, Harrison Oliva, Robert Hinchley, [Cox] Jessica Knapman	IM3 8	01:32.70 [3]	03:06.77 (01:34.07) [3]	04:42.00 (01:35.23) [3]	06:18.92 (01:36.92) 01.27	
5	7	EXE Exeter RC Jack Doble, Steve Gibson, Simeon Bates, Tom Smalley, Sam Gilman, Joe Bryon-Edmond, Ben Bryon-Edmond, Chad Allery, [Cox] Philippa Brailey	IM3 8	DNA [7]	03:12.55 (03:12.55) [5]	04:50.54 (01:37.99) [5]	06:31.27 (01:40.73) 12.35	
6	4	MAR (B) Marlow RC Oliver Poynton, Christopher Daniell, Matthew Smith, Jordan Beecher, Kingsley McDiarmid, Graham Farr, Philip Hines, Michael Durham, [Cox] Emma Manning	IM3 8	01:38.23 [6]	DNA [7]	04:57.24 - (04:57.24) [6]	06:37.56 (01:40.32) 06.29	
7	1	KCB King's Coll Cam Conor Bacon, Neil Paul, Adam Townson, Jack Wright, Joe Gaffney, Lachlan Jardine, Christopher Jones, Olivier Sluijters, [Cox] William Miller	IM3 8	01:37.98 [5]	03:14.71 (01:36.73) [6]	04:57.60 (01:42.89) [7]	06:40.51 (01:42.91) 02.95	


Metropolitan Amateur Regatta (Sat)

Race 22

IM3 8 Intermediate 3 Eights

Heat 3

3 to SF



Posn	Lane	Club		500m	1000m	1500m	Finish	Next
1	2	UWE W England Univ Callum Jones, Andreas Hicks, Edward Dean, Charlie Evans, Aghaude Amadi, Marek Simonik, Luke Wertheim, Luke Gowland, [Cox] Gracie Bolton	IM3 8	01:30.08 [1]	03:05.08 (01:35.00) [1]	04:41.00 (01:35.92) [1]	06:16.83 (01:35.83)	75 Semi-Final 2
2	1	ZDU (A) Dublin University BC Adam Keogh, William Eddershaw, Maxime Pinault, Monty Badger, Matthew Mitchell, Jasper Pickersgill, Art Coyne, Mark Quigely, [Cox] Conor Keogh	IM3 8	01:31.22 [2]	03:06.71 (01:35.49) [2]	04:44.11 (01:37.40) [2]	06:20.44 (01:36.33) 03.61	75 Semi-Final 2
3	5	AKN Auriol Ken Cameron Graham, Matt Hargraves, James Fishlock, James Dickinson, Raphaël Ricklin, David Albrecht, Mark Mearing-Smith, Rob Manning, Theodora Robinson	IM3 8	01:33.28 [4]	03:09.17 (01:35.89) [4]	04:47.21 (01:38.04) [3]	06:25.81 (01:38.60) 05.37	75 Semi-Final 2
4	6	BOU Bournemouth Un Alex Joseph, Cameron Huck, George Barnard, James Connold, Clive Green, Richard Mills, Liam Steele, Gian-Luc Angiolini, [Cox] Estelle Lhermitte	IM3 8	01:31.64 [3]	03:08.13 (01:36.49) [3]	04:47.49 (01:39.36) [4]	06:27.19 (01:39.70) 01.38	
5	4	LEA Lea RC Tom Baxter, David Plumstead, Lloyd Moore, Ross Stevenson, Matthew Sims, Samuel Frank, Thomas Wei, Ross McDonald, [Cox] Richard Hill	IM3 8	01:34.21 [5]	03:13.23 (01:39.02) [5]	04:52.30 (01:39.07) [5]	06:32.19 (01:39.89) 05.00	
6	7	EXU (B) Exeter Univ Owen Jones, Fergus Shegog, Thomas Richards, Oliver Davey, Nick Horton, Alexander Leflaive-Manley, Jimmy Wangdi, James Burden, [Cox] Sophie Wrixon	IM3 8	01:39.27 [7]	03:13.71 (01:34.44) [6]	04:53.17 (01:39.46) [6]	06:32.52 (01:39.35) 00.33	
7	3	WGT Whitgift Sch Charlie Thomas, Abid Mahmood, Matthew Johnson, Anthony Haslam, Dylan Narendra, James Wilson, Onandi Elliott, James Kerr, [Cox] Jude Willoughby	IM3 8	01:35.23 [6]	03:24.53 (01:49.30) [7]	05:12.37 (01:47.84) [7]	07:01.45 (01:49.08) 28.93	


Metropolitan Amateur Regatta (Sat)

Race 23

IM3 8 Intermediate 3 Eights

Heat 4

3 to SF



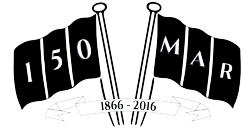
Posn	Lane	Club		500m	1000m	1500m	Finish	Next
1	4	OXB Oxford Brookes Thomas Scales, Timothy Cairns, Piran Speed, Hector Butcher, Toby Seely, Adam Langton, Jacob Anderson, Fred Whittaker, [Cox] Katy Ward	IM3 8	01:31.54 [1]	03:04.77 (01:33.23) [1]	04:40.32 (01:35.55) [1]	06:19.36 (01:39.04)	75 Semi-Final 2
2	2	GMS Gt Marlow Sch Ross Honey, William Cunningham, Edward Nunn, Josh McKenzie, Oliver Emmett-Bird, Carl Smith, Oliver Peace, Jamie-Jack Westfold, [Cox] Lottie Hughes	IM3 8	01:36.23 [4]	03:11.03 (01:34.80) [3]	04:47.66 (01:36.63) [3]	06:24.87 (01:37.21) 05.51	75 Semi-Final 2
3	5	MAR (A) Marlow RC Christopher Renwick, Jack Wood, Alexander Bavage, James McGuinness, Samuel Murray, Matthew Lucas, Samuel Harding, Thomas Rendell, [Cox] Charlotte Fuscone	IM3 8	01:32.91 [2]	03:09.65 (01:36.74) [2]	04:47.11 (01:37.46) [2]	06:26.56 (01:39.45) 01.69	75 Semi-Final 2
4	3	TRC Thames RC Sam Ingham, Quentin Millet, Philip Lee, Jonny Kaberry, Endre Urbancsok, Oliver Luck, Daniel Avery, Rupert Townsend, [Cox] William Lewis	IM3 8	01:35.05 [3]	03:12.14 (01:37.09) [4]	04:51.64 (01:39.50) [4]	06:32.12 (01:40.48) 05.56	
5	1	BAU Bath Univ Rory McGurk, Ben McMahon, Alex Robbins, Jasper Chell, Thomas Grinsted, James Sadler, James Hall, Ben Pickford, [Cox] Kim Wilkinson	IM3 8	01:40.11 [6]	03:20.94 (01:40.83) [5]	05:04.37 (01:43.43) [5]	06:48.62 (01:44.25) 16.50	
6	6	ZDU (B) Dublin University BC Liadov Andrej, Ronan Doorley, Daniel Dennis, Oisín O Dwyer, Mark Connolly, Donal O Shea, Simon Lenihan, Conor Johnston, [Cox] Avril McCormack	IM3 8	01:39.75 [5]	03:26.01 (01:46.26) [6]	05:12.81 (01:46.80) [6]	06:57.80 (01:44.99) 09.18	

Metropolitan Amateur Regatta (Sat)

Race 24

ELI 4+ Elite Coxed Fours

Final



Posn	Lane	Club		500m	1000m	1500m	Finish	Next
1	5	EHU Edinburgh Univ James Temple, Kieran Tierney, Calum Irvine, Rufus Scholefield, [Cox] Rosie Margolis	ELI 4+	01:34.57 [1]	03:11.38 (01:36.81) [1]	04:50.39 (01:39.01) [1]	06:28.97 (01:38.58)	
2	2	TRC Thames RC Nicholas Turnbull, Henry Poor, Iain McKenzie, Harry Dorrance-King, [Cox] Constance Pidoux	ELI 4+	01:36.66 [3]	03:16.33 (01:39.67) [3]	04:54.27 (01:37.94) [3]	06:30.08 (01:35.81) 01.11	
3	4	ZDU Dublin University BC Patrick Moreau, Michael Corcoran, Liam Hawkes, Mark Kelly, [Cox] Cian Flynn	ELI 4+	01:35.75 [2]	03:14.21 (01:38.46) [2]	04:53.13 (01:38.92) [2]	06:34.88 (01:41.75) 04.80	
4	3	DUB (A) Durham Univ Chetan Chauhan-Sims, Andrew Aitchison, Jack Rubini, Edward Gleadowe, [Cox] Eleanor Robson	ELI 4+	01:38.32 [4]	03:19.34 (01:41.02) [4]	04:59.31 (01:39.97) [4]	06:40.26 (01:40.95) 05.38	
5	6	SUA Stratford Avon Martin Hotton, James Reeder, Ben Twiney, Christopher Thomas, [Cox] Gaby Walker	ELI 4+	01:38.85 [5]	03:22.98 (01:44.13) [5]	05:07.69 (01:44.71) [5]	06:55.22 (01:47.53) 14.96	


Metropolitan Amateur Regatta (Sat)

Race 25

IM3 IX Intermediate 3 Single Sculls

Heat 1

2 to F



Posn	Lane	Club		500m	1000m	1500m	Finish	Next
1	6	NRC Nottingham RC Samuel Panter	IM3 IX	DNA [1]	03:46.80 (03:46.80) [1]	05:46.69 (01:59.89) [1]	07:48.66 (02:01.97)	94 Final
2	5	DUB Durham Univ James Newton	IM3 IX	DNA [3]	03:58.09 (03:58.09) [3]	05:57.38 (01:59.29) [2]	07:57.59 (02:00.21) 08.93	94 Final
3	2	FSC Furnivall SC Michael De Paoli	IM3 IX	DNA [2]	03:57.03 (03:57.03) [2]	06:02.83 (02:05.80) [3]	08:10.86 (02:08.03) 13.27	
4	3	SWB W Borlase Sch Nick Bolier	IM3 IX	DNA [5]	04:14.82 (04:14.82) [5]	06:22.91 (02:08.09) [5]	08:27.70 (02:04.79) 16.84	
5	1	QBC Quintin BC Anthony Briggs	IM3 IX	DNA [4]	04:09.94 (04:09.94) [4]	06:22.15 (02:12.21) [4]	08:40.00 (02:17.85) 12.30	
DNS	4	CCS Claire's Court Billy Gore	IM3 IX					

Event Redrawn ULO moved into Race 26


Metropolitan Amateur Regatta (Sat)

Race 26

IM3 IX Intermediate 3 Single Sculls

Heat 2

2 to F



Posn	Lane	Club		500m	1000m	1500m	Finish	Next
1	5	SAA Star & Arrow Chris Ray	IM3 IX	DNA [3]	03:40.37 (03:40.37) [1]	05:36.44 (01:56.07) [1]	07:33.17 (01:56.73)	94 Final
2	2	HEN Henley RC Stan Wouter Admiraal	IM3 IX	DNA [2]	03:46.00 (03:46.00) [2]	05:44.08 (01:58.08) [2]	07:40.87 (01:56.79) 07.70	94 Final
3	3	ULO London Univ Thomas Bruce	IM3 IX	DNA [4]	03:48.79 (03:48.79) [3]	05:44.59 (01:55.80) [3]	07:41.53 (01:56.94) 00.66	
4	1	ULO London Univ Toby Langstone	IM3 IX	DNA [1]	03:51.70 (03:51.70) [4]	05:49.40 (01:57.70) [4]	07:46.87 (01:57.47) 05.34	
5	4	NRC Nottingham RC Benjamin Townsend	IM3 IX	DNA [5]	04:09.19 (04:09.19) [5]	06:17.20 (02:08.01) [5]	08:27.81 (02:10.61) 40.94	

Event Redrawn ULO moved into Race 26 & Clyde moved into Race 27


Metropolitan Amateur Regatta (Sat)

Race 27

IM3 IX Intermediate 3 Single Sculls

Heat 3

2 to F



Posn	Lane	Club		500m	1000m	1500m	Finish	Next
1	6	NOR Norwich RC Edmund Youngs	IM3 IX	01:47.81 [1]	DNA - [1]	05:41.38 (05:41.38) [1]	07:39.80 (01:58.42)	94 Final
2	2	ULO London Univ Stuart Pearce	IM3 IX	01:53.82 [4]	DNA - [4]	05:47.17 (05:47.17) [2]	07:45.18 (01:58.01) 05.38	94 Final
3	5	CAB Cantabrigian RC Hadi Boukhatmi	IM3 IX	01:51.53 [3]	DNA - [3]	05:55.23 (05:55.23) [4]	07:52.80 (01:57.57) 07.62	
4	3	TSS Tideway Sc Sch Thomas Lockwood	IM3 IX	01:50.93 [2]	DNA - [2]	05:54.63 (05:54.63) [3]	07:54.93 (02:00.30) 02.13	
5	1	CLY Clyde ARC Phil York	IM3 IX	01:58.65 [5]	DNA - [5]	06:19.64 (06:19.64) [5]	08:24.01 (02:04.37) 29.08	
DNS	4	CCS Claire's Court Toby Yate	IM3 IX					

Event Redrawn Clyde moved into Race 27

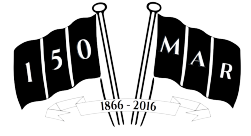
Metropolitan Amateur Regatta (Sat)

Race 28

IMI 4X Intermediate I Quad Sculls

Heat I

3 to F



Posn	Lane	Club		500m	1000m	1500m	Finish	Next
1	3	UBI Birmingham Univ William White, Finn Sprackling, Patrick Wright, Ollie Clarke	IMI 4X	DNA [1]	DNA [1]	04:46.28 (04:46.28)	06:25.55 (01:39.27)	99 Final
2	2	DUB (A) Durham Univ Alexander Fisher, James Vogel, Ben Weston, Zak Trigg	IMI 4X	DNA [2]	DNA [2]	04:45.90 (04:45.90)	06:25.95 (01:40.05) 00.40	99 Final
3	6	TSS Tideway Sc Sch Jack Keech, Paul Bruce, Rob Hogan, Tom Jenkins	IMI 4X	DNA [4]	DNA [4]	04:52.31 (04:52.31)	06:31.77 (01:39.46) 05.82	99 Final
4	4	RDU (B) Reading Univ Jack Gibson, Jack Radford, Jacob Chapman, Tom Barak	IMI 4X	DNA [3]	DNA [3]	04:55.37 (04:55.37)	06:37.75 (01:42.38) 05.98	
DNS	5	SWB (B) W Borlase Sch Oliver Lewis, Lewis Ashman, Evan Fisher, Dominic Stoddart	IMI 4X					

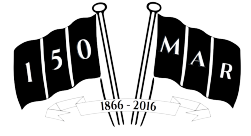
Metropolitan Amateur Regatta (Sat)

Race 29

IMI 4X Intermediate I Quad Sculls

Heat 2

3 to F



Posn	Lane	Club		500m	1000m	1500m	Finish	Next
1	1	OXB (B) Oxford Brookes Simon Kerswell-Jensen, Christopher Tebb, Joseph Guppy, Patrick Tawns	IMI 4X	01:31.22 [1]	03:06.38 (01:35.16) [1]	04:42.56 (01:36.18) [1]	06:21.53 (01:38.97)	99 Final
2	5	OXB (A) Oxford Brookes Daniel Wilkinson, Oliver Hayward, Gareth Syphas, Oliver Morgan	IMI 4X	01:34.77 [3]	03:10.28 (01:35.51) [3]	04:45.33 (01:35.05) [2]	06:24.20 (01:38.87) 02.67	99 Final
3	6	RDU (A) Reading Univ Corey McDowell, Franklin Hamilton, James Mackins, Ross Anthony Porter	IMI 4X	01:32.34 [2]	03:08.59 (01:36.25) [2]	04:46.04 (01:37.45) [3]	06:25.18 (01:39.14) 00.98	99 Final
4	4	GUI Guildford RC Scott Warden, Devon Bunyan, Benjamin Hopwood, Samuel Mogridge	IMI 4X	01:36.44 [4]	03:16.69 (01:40.25) [4]	04:58.58 (01:41.89) [4]	06:43.26 (01:44.68) 18.08	
DNS	2	SWB (A) W Borlase Sch Henry Bennett, Ben Paskins, Benjamin Wright, Joe Wolfen	IMI 4X					
DNS	3	DUB (B) Durham Univ Matthew Roe, Finn Abberton, Neil Connell, Benjamin Evans	IMI 4X					

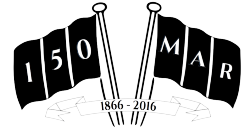
Metropolitan Amateur Regatta (Sat)

Race 30

W IMI 2- Women's Intermediate I Coxless Pairs

Heat I

3 to F



Posn	Lane	Club		500m	1000m	1500m	Finish	Next
1	1	LEH Lady E Holles Kirstin Giddy, Celia Matthews	W IMI 2-	01:52.26 [2]	03:48.94 (01:56.68) [1]	05:55.31 (02:06.37) [1]	07:49.72 (01:54.41)	93 Final
2	5	PHS/ SES Putney High Sch/ St Edward's S... Emma Andrews (PHS), Tilly Catlin (SES)	W IMI 2-	01:54.12 [3]	03:54.66 (02:00.54) [3]	06:08.56 (02:13.90) [2]	07:57.84 (01:49.28) 08.12	93 Final
3	3	DUB Durham Univ Kiera Rosenwold, Tessa van Veen	W IMI 2-	01:56.58 [4]	04:01.17 (02:04.59) [4]	06:09.62 (02:08.45) [3]	08:14.96 (02:05.34) 17.12	93 Final
4	6	ZDT (A) Dublin U Ladies Lauren McHugh, Sarah Higgins	W IMI 2-	01:58.62 [5]	04:03.09 (02:04.47) [5]	06:10.89 (02:07.80) [4]	08:15.49 (02:04.60) 00.53	
5	2	ZNU NUI Galway BC Ailbhe NÁ- Griofa, Sarah Blaney	W IMI 2-	02:03.88 [6]	04:13.55 (02:09.67) [6]	06:26.20 (02:12.65) [5]	08:37.24 (02:11.04) 21.75	
6	4	EXU Exeter Univ Isabel Cole, Kristina Stone	W IMI 2-	01:50.46 [1]	03:49.59 (01:59.13) [2]	07:06.96 (03:17.37) [6]	09:23.17 (02:16.21) 45.93	


Metropolitan Amateur Regatta (Sat)

Race 31

W IM1 2- Women's Intermediate I Coxless Pairs

Heat 2

3 to F



Posn	Lane	Club		500m	1000m	1500m	Finish	Next
1	2	TRC Thames RC Victoria Brock, Irene Brits	W IM1 2-	01:52.83 [1]	03:50.45 (01:57.62) [1]	05:50.88 (02:00.43) [1]	07:51.51 (02:00.63)	93 Final
2	4	ULO London Univ Rachel Francis, Roxanna Colebatch	W IM1 2-	01:54.52 [2]	03:55.96 (02:01.44) [2]	05:59.61 (02:03.65) [2]	08:02.28 (02:02.67) 10.77	93 Final
3	6	LEA Lea RC Rachel Lund, Maribel Vasquez Flores	W IM1 2-	01:58.27 [4]	04:01.37 (02:03.10) [4]	06:00.38 (01:59.01) [3]	08:02.93 (02:02.55) 00.65	93 Final
4	5	ZDT (B) Dublin U Ladies Gillian Crowe, Hazel O Neill	W IM1 2-	01:58.01 [3]	03:58.15 (02:00.14) [3]	06:07.27 (02:09.12) [4]	08:12.59 (02:05.32) 09.66	
5	3	OXB/ TSS Oxford Brookes/ Tideway Sc Sch Rebekah Edgar (TSS), Pippa Birch (OXB)	W IM1 2-	02:00.46 [5]	04:07.83 (02:07.37) [5]	06:20.12 (02:12.29) [5]	08:32.43 (02:12.31) 19.84	


Metropolitan Amateur Regatta (Sat)

Race 32

IM3 4+ Intermediate 3 Coxed Fours

Heat 1

3 to SF



Posn	Lane	Club		500m	1000m	1500m	Finish	Next
1	2	SPS (A) St Paul's Sch George Dickinson, Alex Langstone-Bolt, Cameron McInroy, Douwe De Graaf, [Cox] Axel De Boissard	IM3 4+	01:40.25 [3]	03:25.29 (01:45.04) [3]	05:09.40 (01:44.11) [1]	06:55.54 (01:46.14)	90 Semi-Final 1
2	5	SCU Strathclyde U Edward Ayton, David Allison, Hans Fjell, Calum Young, [Cox] Helena Watson	IM3 4+	01:39.61 [2]	03:22.82 (01:43.21) [1]	05:10.96 (01:48.14) [2]	06:59.36 (01:48.40) 03.82	90 Semi-Final 1
3	4	KRC Kingston RC Marko Manning, John Coughlan, Edward Davies, Armand Powell, [Cox] Prudence Seaward	IM3 4+	01:39.16 [1]	03:24.01 (01:44.85) [2]	05:11.89 (01:47.88) [3]	07:00.66 (01:48.77) 01.30	90 Semi-Final 1
4	3	ZNU (A) NUI Galway BC Tom Dillon, William Finnegan, Eoghan Walls-Tuite, Ross Duffy, [Cox] Eimear Keane	IM3 4+	01:42.42 [4]	03:28.91 (01:46.49) [4]	05:15.29 (01:46.38) [4]	07:04.26 (01:48.97) 03.60	
DNS	1	BAU (A) Bath Univ Oliver Bradfield, Sebastian Brice, Alex Robbins, Thomas Grinsted, Kim Wilkinson	IM3 4+					

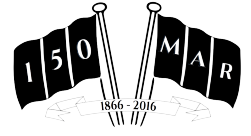
Metropolitan Amateur Regatta (Sat)

Race 33

IM3 4+ Intermediate 3 Coxed Fours

Heat 2

3 to SF



Posn	Lane	Club		500m	1000m	1500m	Finish	Next
1	1	EXU Exeter Univ Cameron Murray, Peter Sturgess, Adam Brant, James Claxton, [Cox] Sophie Wrixon	IM3 4+	01:37.09 [1]	DNA - [1]	05:03.53 (05:03.53) [1]	06:50.40 (01:46.87)	90 Semi-Final I
2	3	DUB (A) Durham Univ Danylo Gorenkin, Robert Lewis, Joseph Johansen, William Toogood, [Cox] Benjamin Rich	IM3 4+	01:39.08 [2]	DNA - [2]	05:11.52 (05:11.52) [2]	07:02.53 (01:51.01) 12.13	90 Semi-Final I
3	4	AKN (A) Auriol Ken Raphael Ricklin, Rob Manning, David Albrecht, Mark Mearing-Smith, [Cox] Theodora Robinson	IM3 4+	01:44.29 [3]	DNA - [3]	05:18.98 (05:18.98) [3]	07:11.52 (01:52.54) 08.99	90 Semi-Final I
4	5	GMS Gt Marlow Sch Oliver Emmett-Bird, Josh McKenzie, William Cunningham, Jamie-Jack Westfold, [Cox] Lottie Hughes	IM3 4+	01:46.91 [4]	DNA - [4]	05:28.45 (05:28.45) [4]	07:25.54 (01:57.09) 14.02	
DNS	2	BAU (B) Bath Univ Jasper Chell, James Sadler, Rory McGurk, Ben McMahon, Flora Cameron Watt	IM3 4+					

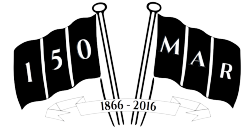
Metropolitan Amateur Regatta (Sat)

Race 34

IM3 4+ Intermediate 3 Coxed Fours

Heat 3

3 to SF



Posn	Lane	Club		500m	1000m	1500m	Finish	Next
1	5	DUB (B) Durham Univ Edward Hicks, Chris Rimmer, Maximilian Neubauer, Finn Connor, [Cox] Emma Silvester	IM3 4+	01:37.52 [1]	03:19.41 (01:41.89) [1]	05:06.03 (01:46.62) [1]	06:53.28 (01:47.25)	91 Semi-Final 2
2	3	ZPB (A) Presentation College Cathal O Sullivan, Tom Murphy, Alan O Keeffe, Patrick Kennelly, [Cox] Cormac O Connell	IM3 4+	01:39.80 [2]	03:25.51 (01:45.71) [2]	05:14.52 (01:49.01) [2]	07:01.27 (01:46.75) 07.99	91 Semi-Final 2
3	2	IMP Imperial Coll Matthew Layton, Zachary Goodwin, Sarunas Driezis, Anthony Voyage, [Cox] Nick Ablitt	IM3 4+	01:43.17 [3]	03:29.00 (01:45.83) [3]	05:16.87 (01:47.87) [3]	07:04.56 (01:47.69) 03.29	91 Semi-Final 2
4	4	NOR Norwich RC Oli Tyler, Carey Pearson, Matthew Jones, Ed English, [Cox] Katie Godfrey	IM3 4+	01:44.42 [4]	03:32.21 (01:47.79) [4]	05:22.56 (01:50.35) [4]	07:10.23 (01:47.67) 05.67	

Lanes Redrawn

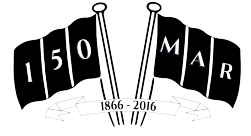
Metropolitan Amateur Regatta (Sat)

Race 35

IM3 4+ Intermediate 3 Coxed Fours

Heat 4

3 to SF



Posn	Lane	Club		500m	1000m	1500m	Finish	Next
1	6	WRU Worcester Univ Luke Johnson, James Riach, Sam Eastwood, Ryan Pettifer, [Cox] Lucy Phillips	IM3 4+	01:39.33 [1]	03:23.81 (01:44.48) [1]	05:12.42 (01:48.61) [1]	06:56.30 (01:43.88)	91 Semi-Final 2
2	3	EXE Exeter RC Sam Gilman, Tom Smalley, Simeon Bates, Chad Allery, [Cox] Matthew Maddock	IM3 4+	01:43.99 [2]	03:31.43 (01:47.44) [2]	05:16.03 (01:44.60) [2]	07:04.32 (01:48.29) 08.02	91 Semi-Final 2
3	5	SPS (B) St Paul's Sch Andrew Mattmoe, Leo Von Malaise, Buster Parr, Max Deering, [Cox] Jonah Lowenstein	IM3 4+	01:44.36 [3]	03:32.67 (01:48.31) [3]	05:21.04 (01:48.37) [3]	07:11.15 (01:50.11) 06.83	91 Semi-Final 2
4	4	UEA East Anglia U Andreas Stabell, Charlie Mizen, Oliver Roe, Jake Kattenhorn Black, [Cox] Sophie Bellenberg	IM3 4+	01:49.02 [5]	03:39.38 (01:50.36) [4]	05:31.09 (01:51.71) [4]	07:21.91 (01:50.82) 10.76	
5	2	ZPB (B) Presentation College Jack O Donovan, David Higgins, Conor O Donovan, Luke Guerin, [Cox] Tom Walsh	IM3 4+	01:48.71 [4]	03:39.94 (01:51.23) [5]	05:34.34 (01:54.40) [5]	07:26.02 (01:51.68) 04.11	


Metropolitan Amateur Regatta (Sat)

Race 36

IMI 4- Intermediate I Coxless Fours

Heat I

3 to F



Posn	Lane	Club		500m	1000m	1500m	Finish	Next
1	2	LRC London RC Matthew Cummings, Matthew Reeder, Nicholas Parnell, Dominic Parnell	IMI 4-	DNA [1]	03:09.68 (03:09.68) [1]	04:47.17 (01:37.49) [1]	06:25.92 (01:38.75)	89 Final
2	3	NRC Nottingham RC Alexander Evangelidis, Stuart Sykes, Ben Farrell, Kenneth Gray	IMI 4-	DNA	03:11.96 (03:11.96) [2]	04:50.93 (01:38.97) [2]	06:32.55 (01:41.62) 06.63	89 Final
3	4	NGU Nottingham Univ Thomas Glover, James Budenberg, Adam Giambrone, Robert Muscroft	IMI 4-	DNA [3]	03:16.62 (03:16.62) [3]	04:56.32 (01:39.70) [3]	06:37.57 (01:41.25) 05.02	89 Final
4	6	VRC Vesta RC James Sexton-Barrow, Christopher Linn, Thomas Foad, Alexander Bennett	IMI 4-	DNA [4]	03:19.50 (03:19.50) [5]	05:02.09 (01:42.59) [5]	06:41.83 (01:39.74) 04.26	
5	5	SUA Stratford Avon Oliver Smith, Thomas Coles, Benjamin Smith, Harpreet Mander	IMI 4-	DNA [2]	03:18.84 (03:18.84) [4]	04:59.66 (01:40.82) [4]	06:47.84 (01:48.18) 06.01	
6	1	ARD Ardingly RC Alex Dombrowe, P M Abbott, Elliot Green, Harry Beedell	IMI 4-	DNA [5]	03:20.84 (03:20.84) [6]	05:03.94 (01:43.10) [6]	06:50.91 (01:46.97) 03.07	

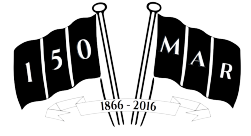
Metropolitan Amateur Regatta (Sat)

Race 37

IMI 4- Intermediate I Coxless Fours

Heat 2

3 to F



Posn	Lane	Club		500m	1000m	1500m	Finish	Next
1	3	EXE Exeter RC Benjamin Chrichard, Robin Stirling, Harry William Shepherd, Paul Minchell	IMI 4-	01:36.38 [4]	03:15.71 (01:39.33) [1]	04:54.09 (01:38.38) [1]	06:35.07 (01:40.98)	89 Final
2	4	MBC Molesey BC Robin Mould, Callum Gathercole, Cledwyn Ellison, Samuel Knight	IMI 4-	01:36.02 [3]	03:19.18 (01:43.16) [4]	04:56.67 (01:37.49) [2]	06:39.37 (01:42.70) 04.30	89 Final
3	2	TYR Tyrian Club James Kessell, Andy Matheson, Julian Bubb-Humfryes, George Turner	IMI 4-	01:35.61 [2]	03:16.51 (01:40.90) [3]	04:57.03 (01:40.52) [3]	06:40.11 (01:43.08) 00.74	89 Final
4	6	NOR Norwich RC Calum Page, Samuel Wheatman, Carl Shiplee, Oliver Negus	IMI 4-	01:35.31 [1]	03:16.16 (01:40.85) [2]	04:57.57 (01:41.41) [4]	06:40.75 (01:43.18) 00.64	
5	5	YRK York City RC Joseph Clark, Carl Barker, Lee Butler, Patrick Clark	IMI 4-	01:36.74 [5]	03:22.15 (01:45.41) [5]	05:03.44 (01:41.29) [5]	06:48.61 (01:45.17) 07.86	


Metropolitan Amateur Regatta (Sat)

Race 38

IM2 IX Intermediate 2 Single Sculls

Heat 1

3 to F



Posn	Lane	Club		500m	1000m	1500m	Finish	Next
1	7	MIN Minerva Bath RC Matt Jenner	IM2 IX	01:47.59 [1]	03:43.43 (01:55.84) [1]	05:40.11 (01:56.68) [1]	07:40.70 (02:00.59)	107 Final
2	2	STA Star Club David Kempzell	IM2 IX	01:53.82 [3]	03:47.71 (01:53.89) [2]	05:46.66 (01:58.95) [2]	07:48.01 (02:01.35) 07.31	107 Final
3	4	TSS Tideway Sc Sch Edward Beckett	IM2 IX	01:55.83 [6]	03:55.06 (01:59.23) [5]	05:51.51 (01:56.45) [4]	07:50.32 (01:58.81) 02.31	107 Final
4	5	GLR Gloucester RC James Bird	IM2 IX	01:51.62 [2]	03:52.18 (02:00.56) [3]	05:49.65 (01:57.47) [3]	07:53.25 (02:03.60) 02.93	
5	1	CLR Cambridge U Lwt Jamie Brown	IM2 IX	01:54.18 [4]	03:55.32 (02:01.14) [6]	06:00.59 (02:05.27) [5]	08:07.53 (02:06.94) 14.28	
6	3	FUL Fulham Reach Ross De Burgh	IM2 IX	01:55.17 [5]	03:54.01 (01:58.84) [4]	06:01.59 (02:07.58) [6]	08:25.46 (02:23.87) 17.93	
DNS	6	HEN Henley RC Johann Brown	IM2 IX					


Metropolitan Amateur Regatta (Sat)

Race 39

IM2 IX Intermediate 2 Single Sculls

Heat 2

3 to F



Posn	Lane	Club		500m	1000m	1500m	Finish	Next
1	1	ZDU Dublin University BC Scott Addison	IM2 IX	01:49.34 [1]	03:44.95 (01:55.61) [1]	05:43.21 (01:58.26) [3]	07:37.33 (01:54.12)	107 Final
2	6	DUB Durham Univ Stephen Griffiths	IM2 IX	01:51.44 [4]	03:45.32 (01:53.88) [2]	05:41.11 (01:55.79) [2]	07:39.90 (01:58.79) 02.57	107 Final
3	4	LRC London RC Dominic Wilson	IM2 IX	01:50.93 [3]	03:45.82 (01:54.89) [3]	05:40.59 (01:54.77) [1]	07:40.43 (01:59.84) 00.53	107 Final
4	5	TSS Tideway Sc Sch Thomas Edward Chung	IM2 IX	01:49.71 [2]	03:46.21 (01:56.50) [4]	05:46.69 (02:00.48) [4]	07:50.02 (02:03.33) 09.59	
5	3	ZGA Garda Siochana Ronan Allen	IM2 IX	01:52.84 [5]	03:52.99 (02:00.15) [5]	05:56.46 (02:03.47) [5]	08:00.78 (02:04.32) 10.76	
6	2	CLR Cambridge U Lwt Ben Mackworth	IM2 IX	01:53.19 [6]	03:54.25 (02:01.06) [6]	05:59.52 (02:05.27) [6]	08:01.55 (02:02.03) 00.77	


Metropolitan Amateur Regatta (Sat)

Race 40

IMI 4+ Intermediate I Coxed Fours

Heat I

3 to F



Posn	Lane	Club		500m	1000m	1500m	Finish	Next
1	6	RCH Royal Chester Rupert Wiltshire, Henry Harte, James Crumpton, Joseph Fletcher-Hunt, [Cox] Sarah Armstrong	IMI 4+	01:35.62 [1]	03:15.57 (01:39.95) [1]	04:58.28 (01:42.71) [1]	06:47.39 (01:49.11)	73 Final
2	5	CAB Cantabrigian RC James Quarrington, James Adams, Geoffrey Grimwood, Ricardo Herreros-Symons, [Cox] Amy Henfrey	IMI 4+	01:41.09 [4]	03:21.21 (01:40.12) [2]	05:03.71 (01:42.50) [2]	06:49.83 (01:46.12) 02.44	73 Final
3	3	LRC London RC Aryan Sheikhalian, Dylan Wing, German Luis Pradera Anllo, Borja Portos Velasco, [Cox] Philippa Wiseman	IMI 4+	01:40.24 [3]	03:23.91 (01:43.67) [4]	05:07.17 (01:43.26) [3]	06:51.49 (01:44.32) 01.66	73 Final
4	4	HEN Henley RC Leon Redman, Andy Pettican, Nathan Hillyer, Brendan Edwards, [Cox] Hannah Ziegler	IMI 4+	01:39.42 [2]	03:23.52 (01:44.10) [3]	05:07.51 (01:43.99) [4]	06:52.48 (01:44.97) 00.99	
5	2	ITC Itchen Imperial Wayne Harrison, Charles Newbold, M Wardell, Luke Williams, [Cox] Aly Grenyer	IMI 4+	01:43.90 [5]	03:25.86 (01:41.96) [5]	05:10.85 (01:44.99) [5]	06:56.06 (01:45.21) 03.58	

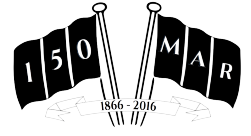
Metropolitan Amateur Regatta (Sat)

Race 41

IMI 4+ Intermediate I Coxed Fours

Heat 2

3 to F



Posn	Lane	Club		500m	1000m	1500m	Finish	Next
1	5	LEA Lea RC Toby Dixon, Tobias Perren, Alex Wildy, Anthony Brewer, [Cox] Jessica Bell	IMI 4+	01:37.01 [1]	03:19.05 (01:42.04) [1]	04:58.14 (01:39.09) [1]	06:39.46 (01:41.32)	73 Final
2	2	MBC Molesey BC Andrew Turner, Jonathan Broadest, Rhys Westall, Andy Warren, [Cox] Jonna de Vries	IMI 4+	01:37.48 [2]	03:19.91 (01:42.43) [2]	05:00.08 (01:40.17) [2]	06:39.89 (01:39.81) 00.43	73 Final
3	3	NRC Nottingham RC Martin Hird, Ayrton Carlton, Jon Okon, Adam Wright, [Cox] Sophie Lawton	IMI 4+	01:41.05 [5]	03:20.68 (01:39.63) [3]	05:00.89 (01:40.21) [3]	06:40.77 (01:39.88) 00.88	73 Final
4	6	COX Oxford City Harry Robinson, Thomas Rushton, Matthew Jones, Henry Drohan, [Cox] Alissa Bray	IMI 4+	01:37.91 [3]	DNA - [5]	05:02.34 (05:02.34) [5]	06:41.07 (01:38.73) 00.30	
5	4	DUB Durham Univ Chetan Chauhan-Sims, Andrew Aitchison, Max Robinson, Edward Gleadowe, [Cox] Eleanor Robson	IMI 4+	01:39.19 [4]	03:21.06 (01:41.87) [4]	05:01.60 (01:40.54) [4]	06:41.41 (01:39.81) 00.34	


Metropolitan Amateur Regatta (Sat)

Race 42

IM2 8 Intermediate 2 Eights

Semi-Final 1

3 to F



Posn	Lane	Club		500m	1000m	1500m	Finish	Next
1	3	RAD Radley Coll Louis Hazell, Miles Rowse, James Murrell, Freddie Elwes, Archie McChesney, Max Hobhouse, Joshua Bowesman-Jones, James Brocklebank-Fowler, [Cox] Felix Adams	IM2 8	01:28.61 [1]	02:59.80 (01:31.19) [1]	04:30.88 (01:31.08) [1]	06:04.75 (01:33.87)	92 Final
2	1	WIN Winchester Coll William Passmore, Milford Killian-Dawson, George Baxendale, Robert Boswall, Hugo Durward, Tobias Schr��der, Luke Robinson, Dara Alexander Alizadeh, [Cox] Harry Peters	IM2 8	01:29.56 [2]	03:01.31 (01:31.75) [2]	04:33.55 (01:32.24) [2]	06:07.07 (01:33.52) 02.32	92 Final
3	5	HAM Hampton Sch Christopher Zahn, Ollie Stanhope, Rory Gilligan, Jens Clausen, Lewis Owens, Thomas Worthington, Dominic Jackson, Tom Long, [Cox] Charlie Marcus	IM2 8	01:31.36 [3]	03:05.33 (01:33.97) [3]	04:38.28 (01:32.95) [3]	06:11.90 (01:33.62) 04.83	92 Final
4	4	TRC (B) Thames RC John Bull, Hugo Shackleton, David Porter, Andrew Curry, Zack Youell, Alexander Davison, Stephen Ryan, William Hardy, [Cox] Lesley Vowles	IM2 8	01:33.57 [5]	03:07.25 (01:33.68) [5]	04:41.69 (01:34.44) [5]	06:16.04 (01:34.35) 04.14	
5	2	ZCR Commercial RC Kevin Moran, Oisin Griffin, Fowler Pat, James Cash, Andy MC allister, Cian Keogh, Jimmy Healy, James Forbes, [Cox] Sophie Eustace	IM2 8	01:31.85 [4]	03:06.79 (01:34.94) [4]	04:41.00 (01:34.21) [4]	06:18.85 (01:37.85) 02.81	
6	6	VRC Vesta RC Joe Cary, Jonathan Brown, Sven Radcke, Liam Gorman, William Pearson, William Fane-Gladwin, Adrian Turner, Tom Jenkins, Helen Gray	IM2 8	01:37.68 [6]	03:17.01 (01:39.33) [6]	04:56.05 (01:39.04) [6]	06:35.68 (01:39.63) 16.83	

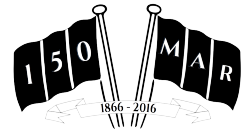
Metropolitan Amateur Regatta (Sat)

Race 43

IM2 8 Intermediate 2 Eights

Semi-Final 2

3 to F



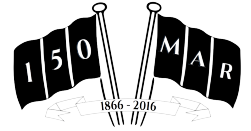
Posn	Lane	Club		500m	1000m	1500m	Finish	Next
1	4	OXB Oxford Brookes Alexander Simmonds, Finnian Lawton, Patrick Magee, Tom Asteriades, Harry Hogan, Felix Lammers, Jacob Anderson, Ted Treasure, [Cox] Alex Wenyon	IM2 8	01:29.48 [1]	DNA - [1]	04:31.66 (04:31.66) [1]	06:06.65 (01:34.99)	92 Final
2	2	AGE Agecroft RC Darren Staniforth, Tristan Hollis, George Holgate, Matthew Baldwin, Michael Jones, Rory O Neill, Patrick Salmon, Benedict Adey-Johnson, [Cox] Lucy Masters	IM2 8	01:32.67 [4]	DNA - [2]	04:35.57 (04:35.57) [2]	06:08.74 (01:33.17) 02.09	92 Final
3	3	KRC Kingston RC Tom Hopkins, Sam Tunbridge, Andrew Bedford, Ivan Zovich, Nick Pepper, Jonathan Webber, Ben Handy, Richard Sharratt, [Cox] Adele Hing	IM2 8	01:31.52 [3]	DNA - [4]	04:37.85 (04:37.85) [3]	06:10.82 (01:32.97) 02.08	92 Final
4	6	TRC (A) Thames RC Joe Abdalla, Ian Hurley, Michael Trevena, Huw Jones, Andrew Gordon, Roger Ewing, Alex Morris, James Graham, Emily Burge	IM2 8	01:31.15 [2]	DNA - [3]	04:38.57 (04:38.57) [4]	06:11.28 (01:32.71) 00.46	
5	5	LRC London RC Lachie Ives, Jack Davidson, Matthew Piechowicz, Salvador Mendonça, Thomas Whateley, Joshua Scott Meredith, Luis Orozco, Matthew Bernard, [Cox] Jess Taylor	IM2 8	01:34.00 [5]	DNA - [5]	04:42.03 (04:42.03) [5]	06:18.47 (01:36.44) 07.19	
6	1	LIU Liverpool Univ Nicolas Cerulus, Benjamin Heap, Patrick Home, Connor Cockerill, Andrew Alderwick, Oliver Wilkes, Borna Banafshe, Howard Hartley, [Cox] Helena Graham	IM2 8	01:37.93 [6]	DNA - [6]	04:47.04 (04:47.04) [6]	06:24.49 (01:37.45) 06.02	

Metropolitan Amateur Regatta (Sat)

Race 44

W IMI 8 Women's Intermediate I Eights

Final



Posn	Lane	Club		500m	1000m	1500m	Finish	Next
1	4	NEW (A) Newcastle Univ Natasha Harris-White, Nicole Lamb, Megan Barry, Emily Ford, Leah Kindleside, Katherine Bulmer, Matilda Martin, Rachel Webb, [Cox] Sasha Adwani	W IMI 8	01:38.35 [1]	03:19.01 (01:40.66) [1]	04:59.70 (01:40.69) [1]	06:44.52 (01:44.82)	
2	2	NEW (B) Newcastle Univ Rowena Price, Grace Hockenhull, Rebecca Bennewith, Christa Browne, Helen Brackenbury, Natalie Hardy, Lydia Davis, Harriet Roddy, [Cox] Eleanor Wood	W IMI 8	01:40.39 [2]	03:23.15 (01:42.76) [2]	05:06.90 (01:43.75) [2]	06:52.85 (01:45.95) 08.33	
3	1	GRO Grosvenor RC Angela Jane Sheldon, Siobhan Barnard, Jessica Hulson, Lowri Stubbs, Helen Rowland, Laura Champion, Charlotte Gill, Cathryn Jones, [Cox] Matilda Lloyd Williams	W IMI 8	01:42.64 [4]	03:26.22 (01:43.58) [3]	05:09.75 (01:43.53) [3]	06:57.94 (01:48.19) 05.09	
4	3	ZCD University Coll Dublin RC Daisy Callanan, Jane Coleman, Aoife O Riordan, Eimear Lambe, Aileen Crowley, Ruth Gilligan, Siofra Bennett, Kara O Connor, [Cox] Jane Gilligan	W IMI 8	01:42.15 [3]	03:27.26 (01:45.11) [4]	05:13.19 (01:45.93) [4]	07:00.08 (01:46.89) 02.14	
5	6	CBR Bristol City Rachel Wilson, Carina Hall, Sofia Deambrosi, Lorna Carter, Lauren O Neill, Lindsay Scott, Jenny Chapman, Elizabeth Buckman, [Cox] Claudia Stocker	W IMI 8	01:47.56 [6]	03:37.43 (01:49.87) [6]	05:25.52 (01:48.09) [5]	07:15.96 (01:50.44) 15.88	
6	5	NRC Nottingham RC Heather Wesson, Suzanne Wynne, Rebecca Gill, Holly Brearley, Tracey Lamb, Cassie White, Louise Townrow, Laurie Hartill, [Cox] Josh Kaye	W IMI 8	01:45.81 [5]	03:36.21 (01:50.40) [5]	05:27.26 (01:51.05) [6]	07:18.97 (01:51.71) 03.01	


Metropolitan Amateur Regatta (Sat)

Race 45

WIMI IX Women's Intermediate I Single Sculls

Heat I

2 to F



Posn	Lane	Club		500m	1000m	1500m	Finish	Next
1	6	TRC Thames RC Sophie Theodorou	WIMI IX	02:01.15 [1]	04:07.18 (02:06.03) [1]	06:15.14 (02:07.96) [1]	08:22.32 (02:07.18)	102 Final
2	4	LRC London RC Lois MacGeachy	WIMI IX	02:03.39 [3]	04:11.24 (02:07.85) [2]	06:18.66 (02:07.42) [2]	08:28.83 (02:10.17) 06.51	102 Final
3	3	NRC Nottingham RC Lucy Holgate	WIMI IX	02:02.10 [2]	04:12.10 (02:10.00) [3]	06:24.29 (02:12.19) [3]	08:36.31 (02:12.02) 07.48	
4	2	BER Berwick ARC Elvira Drummond	WIMI IX	02:09.71 [4]	04:21.79 (02:12.08) [4]	06:34.24 (02:12.45) [4]	08:47.92 (02:13.68) 11.61	
5	5	TUN Taunton RC Amy Hallett	WIMI IX	02:10.52 [5]	04:32.16 (02:21.64) [5]	06:58.31 (02:26.15) [5]	10:05.19 (03:06.88) 01:17.27	


Metropolitan Amateur Regatta (Sat)

Race 46

WIMI IX Women's Intermediate I Single Sculls

Heat 2

2 to F



Posn	Lane	Club		500m	1000m	1500m	Finish	Next
1	3	CAM Cambridge City Sarah Stafford Airey	WIMI IX	01:58.30 [2]	04:03.30 (02:05.00) [1]	06:09.47 (02:06.17) [1]	08:19.27 (02:09.80)	102 Final
2	5	GRF Greenbank Sarah E Lewis	WIMI IX	01:59.21 [3]	04:04.42 (02:05.21) [2]	06:10.24 (02:05.82) [2]	08:21.15 (02:10.91) 01.88	102 Final
3	4	DBY Derby RC Phoebe Cook	WIMI IX	02:01.95 [4]	04:11.37 (02:09.42) [4]	06:19.40 (02:08.03) [4]	08:25.05 (02:05.65) 03.90	
4	6	TSS Tideway Sc Sch Jacqui Johnston	WIMI IX	01:57.50 [1]	04:04.95 (02:07.45) [3]	06:15.82 (02:10.87) [3]	08:29.51 (02:13.69) 04.46	
5	2	ZNU NUI Galway BC Marie Pigott	WIMI IX	02:06.78 [5]	04:17.84 (02:11.06) [5]	06:25.64 (02:07.80) [5]	08:37.90 (02:12.26) 08.39	


Metropolitan Amateur Regatta (Sat)

Race 47

WIMI IX Women's Intermediate I Single Sculls

Heat 3

2 to F



Posn	Lane	Club		500m	1000m	1500m	Finish	Next
1	4	TSS Tideway Sc Sch Rachael Davies	WIMI IX	01:58.78 [2]	04:05.57 (02:06.79) [2]	06:12.66 (02:07.09) [1]	08:21.77 (02:09.11)	102 Final
2	3	PBD Poplar B&D Andrea Stock	WIMI IX	01:58.06 [1]	04:04.34 (02:06.28) [1]	06:13.30 (02:08.96) [2]	08:25.54 (02:12.24) 03.77	102 Final
3	2	NRC Nottingham RC Abigail MacCartney	WIMI IX	01:59.68 [3]	04:08.21 (02:08.53) [3]	06:18.37 (02:10.16) [3]	08:28.60 (02:10.23) 03.06	
4	5	ARD Ardingly RC Lieben Dickens	WIMI IX	02:04.34 [4]	04:14.74 (02:10.40) [4]	06:24.61 (02:09.87) [5]	08:36.98 (02:12.37) 08.38	
5	6	WEY Weybridge RC Eva Ferlez	WIMI IX	02:15.13 [5]	04:36.40 (02:21.27) [5]	06:22.04 (01:45.64) [4]	09:24.18 (03:02.14) 47.20	


Metropolitan Amateur Regatta (Sat)

Race 48

W IMI 2X Women's Intermediate Double Sculls

Heat 1

2 to F



Posn	Lane	Club		500m	1000m	1500m	Finish	Next
1	6	ULO London Univ Lottie Bruce, Emma Reiser	W IMI 2X	01:51.41 [2]	03:45.29 (01:53.88) [1]	05:46.83 (02:01.54) [1]	07:42.86 (01:56.03)	100 Final
2	3	UYO York Univ Faye Baillie, Steph Clutterbuck	W IMI 2X	01:52.14 [3]	03:50.26 (01:58.12) [3]	05:49.46 (01:59.20) [3]	07:49.61 (02:00.15) 06.75	100 Final
3	7	BAU Bath Univ Carlotta Broglia, Emma Cadoux-Hudson	W IMI 2X	01:50.78 [1]	03:48.31 (01:57.53) [2]	05:48.13 (01:59.82) [2]	07:50.40 (02:02.27) 00.79	
4	2	DUB Durham Univ Megan Connolly, Gabriella Hatfield	W IMI 2X	01:52.66 [4]	03:50.52 (01:57.86) [4]	05:51.70 (02:01.18) [4]	07:56.72 (02:05.02) 06.32	
5	5	TRC (B) Thames RC Thais Umbelino-Purton, Hannah Havelock-Allan	W IMI 2X	DNA [6]	03:58.83 (03:58.83) [5]	06:00.55 (02:01.72) [5]	08:06.92 (02:06.37) 10.20	
6	4	MBC (B) Molesey BC Lillie Reid, Phoebe Bradbury	W IMI 2X	01:56.20 [5]	03:59.14 (02:02.94) [6]	06:05.21 (02:06.07) [6]	08:14.80 (02:09.59) 07.88	

Hollingworth Lake Scratched


Metropolitan Amateur Regatta (Sat)

Race 49

W IMI 2X Women's Intermediate Double Sculls

Heat 2

2 to F



Posn	Lane	Club		500m	1000m	1500m	Finish	Next
1	5	TSS Tideway Sc Sch Rhona MacCallum, Catherine O Riordan	W IMI 2X	DNA [1]	03:46.39 (03:46.39) [1]	05:41.55 (01:55.16) [1]	07:41.90 (02:00.35)	100 Final
2	6	AGE Agecroft RC Georgina Grandfield, Sophie Reynolds	W IMI 2X	01:50.72 [3]	03:48.61 (01:57.89) [2]	05:44.15 (01:55.54) [2]	07:43.42 (01:59.27) 01.52	100 Final
3	4	MAR Marlow RC Molly Harding, Lauren Weatherall	W IMI 2X	01:50.26 [2]	03:51.80 (02:01.54) [3]	05:53.43 (02:01.63) [3]	07:54.88 (02:01.45) 11.46	
4	3	GUI Guildford RC Jackie Johnson, Annika Gleichmann	W IMI 2X	01:52.86 [4]	03:54.09 (02:01.23) [4]	05:54.95 (02:00.86) [4]	07:59.19 (02:04.24) 04.31	
5	2	VRC Vesta RC Robyn McGregor-Ritchie, Kirsty McGregor-Ritchie	W IMI 2X	01:54.45 [5]	04:02.05 (02:07.60) [5]	06:08.09 (02:06.04) [5]	08:10.18 (02:02.09) 10.99	
6	1	CLY (B) Clyde ARC Sharon Coats, Caitlin Watson	W IMI 2X	02:00.20 [6]	04:23.29 (02:23.09) [6]	06:32.79 (02:09.50) [6]	08:46.94 (02:14.15) 36.76	

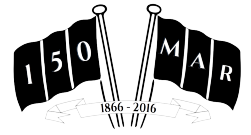
Metropolitan Amateur Regatta (Sat)

Race 50

W IMI 2X Women's Intermediate Double Sculls

Heat 3

2 to F



Posn	Lane	Club		500m	1000m	1500m	Finish	Next
1	5	RDG Reading RC Zoe Taylor, Laura Meridew	W IMI 2X	01:50.46 [1]	03:45.59 (01:55.13) [1]	05:40.07 (01:54.48) [1]	07:40.29 (02:00.22)	100 Final
2	7	NRC Nottingham RC Samantha Dartnall, Kerryn Meston	W IMI 2X	01:53.51 [3]	03:48.32 (01:54.81) [2]	05:44.29 (01:55.97) [2]	07:45.12 (02:00.83) 04.83	100 Final
3	1	MBC (A) Molesey BC Emma Boyns, Hannah Foxley	W IMI 2X	01:52.11 [2]	03:50.76 (01:58.65) [3]	05:50.66 (01:59.90) [3]	07:53.59 (02:02.93) 08.47	
4	3	ZGA Garda Siochana Breanna Larsen, Jacqueline Ryan	W IMI 2X	01:55.52 [5]	03:54.77 (01:59.25) [5]	05:51.74 (01:56.97) [4]	07:54.58 (02:02.84) 00.99	
5	2	HEN Henley RC Catriona Kay, Rachel Barnes	W IMI 2X	01:55.21 [4]	03:54.29 (01:59.08) [4]	05:55.11 (02:00.82) [5]	07:59.97 (02:04.86) 05.39	
6	6	TRC (A) Thames RC Helena Green, Charley Phillips	W IMI 2X	01:55.83 [6]	03:56.69 (02:00.86) [6]	06:01.05 (02:04.36) [6]	08:05.09 (02:04.04) 05.12	
7	4	CLY (A) Clyde ARC Sarah Locke, Seonaid MacLachlan	W IMI 2X	02:00.97 [7]	04:06.62 (02:05.65) [7]	06:13.03 (02:06.41) [7]	08:23.16 (02:10.13) 18.07	


Lanes Redrawn

Metropolitan Amateur Regatta (Sat)

Race 51

W ELI 4X Women's Elite Quad Sculls

Final




Posn	Lane	Club		500m	1000m	1500m	Finish	Next
1	4	LDR Leander Club Francesca Rawlins, Emily Carmichael, Lucinda Gooderham, Debbie Flood	W ELI 4X	01:39.19 [2]	03:21.06 (01:41.87) [2]	05:01.47 (01:40.41) [1]	06:45.30 (01:43.83)	
2	3	AGE/ EHU/ EXU/ WRC Agecroft RC/ Edinburgh Univ/ E... Mary Wilson (WRC), Ellie Lewis (AGE), Maddie Arlett (EHU), Susannah Duncan (EXU)	W ELI 4X	01:38.63 [1]	03:20.60 (01:41.97) [1]	05:03.55 (01:42.95) [2]	06:47.08 (01:43.53) 01.78	
3	5	TSS Tideway Sc Sch Charlotte Dexter, Rowi Mortimer, Olivia Uguz, Jessica Belcher	W ELI 4X	01:42.40 [3]	03:29.61 (01:47.21) [3]	05:16.58 (01:46.97) [3]	07:05.36 (01:48.78) 18.28	
4	2	ZDT Dublin U Ladies Hannah McCarthy, Aoife Leahy, Sally O'Brien, Ruth Morris	W ELI 4X	01:43.42 [4]	03:32.71 (01:49.29) [4]	05:33.30 (02:00.59) [4]	07:39.85 (02:06.55) 34.49	

Metropolitan Amateur Regatta (Sat)

Race 52

SEN 4+ Senior Coxed Fours

Final



Posn	Lane	Club		500m	1000m	1500m	Finish	Next
1	4	RCH Royal Chester James Crumpton, Henry Harte, Rupert Wiltshire, Joseph Fletcher-Hunt, [Cox] Sarah Armstrong	SEN 4+	01:40.12 [3]	03:15.52 (01:35.40) [2]	04:54.99 (01:39.47) [1]	06:34.19 (01:39.20)	
2	6	AGE Agecroft RC Oliver Arscott, Jake Brown, Sean Szekely, John Ford, [Cox] Freya Hoyle	SEN 4+	01:39.74 [2]	03:14.64 (01:34.90) [1]	04:55.31 (01:40.67) [2]	06:36.19 (01:40.88) 02.00	
3	7	SCU Strathclyde U Jack Burns, Euan Marshall, Jan Swedlow, Findlay Ralley, [Cox] Rebecca Vaslet	SEN 4+	DNA [5]	03:18.86 (03:18.86) [4]	05:00.22 (01:41.36) [4]	06:41.61 (01:41.39) 05.42	
4	1	UTC Upper Thames RC Jacob Richards, Hamish Miller, Aaron Jarvis, James Kirkbride, [Cox] Laura Paine	SEN 4+	01:39.33 [1]	03:16.69 (01:37.36) [3]	04:58.34 (01:41.65) [3]	06:42.12 (01:43.78) 00.51	
5	5	RNY Navy & Marines Toby Jones, Ben McAll, Nicholas Challinor-Halford, Ben Bathurst, [Cox] Hannah Burke	SEN 4+	DNA [6]	03:23.24 (03:23.24) [7]	05:07.01 (01:43.77) [7]	06:47.28 (01:40.27) 05.16	
6	3	YRK York City RC Daniel Lewis, Benjamin Johnson, Benjamin Bollans, Gavin Campbell, [Cox] Louise Hawkyard	SEN 4+	01:40.53 [4]	03:22.71 (01:42.18) [6]	05:04.71 (01:42.00) [5]	06:49.93 (01:45.22) 02.65	
7	2	SUA Stratford Avon Christopher Thomas, Ben Twiney, James Reeder, Martin Hotton, [Cox] Gaby Walker	SEN 4+	DNA	03:21.01 (03:21.01) [5]	05:06.70 (01:45.69) [6]	06:52.30 (01:45.60) 02.37	


Metropolitan Amateur Regatta (Sat)

Race 54

W J 4X Women's Junior Quad Sculls

Final

Final



Posn	Lane	Club		500m	1000m	1500m	Finish	Next
1	2	SHV S'lake Vikings Madeleine Orr, Ellie Thompson, Lauren Edwards, Harriet Orr	W J 4X	01:40.25 [1]	03:24.16 (01:43.91) [1]	05:12.22 (01:48.06) [1]	07:02.34 (01:50.12)	
2	6	ZLJ Lee RC (Cork) Claire Synnott, Eimear Cummins, Maedbh Heaney, Margaret Cremen	W J 4X	01:46.07 [5]	03:33.39 (01:47.32) [3]	05:23.71 (01:50.32) [3]	07:12.48 (01:48.77) 10.14	
3	1	TRC Thames RC Charlotte Ball, Sarah Riches, Chloe Knight, Gaby Munyard	W J 4X	01:45.13 [4]	03:35.39 (01:50.26) [4]	05:25.28 (01:49.89) [4]	07:14.61 (01:49.33) 02.13	
4	4	MAR Marlow RC Izzy Taylor, Abbie Matthews, Charlotte Fennell, Georgia Matthews	W J 4X	01:44.13 [3]	03:38.60 (01:54.47) [5]	05:42.89 (02:04.29) [5]	07:42.92 (02:00.03) 28.31	
DNF	3	MBC Molesey BC Phoebe Truett, Holly Dunford, Georgina Grant, Layla Wheeldon	W J 4X					
DNS	5	BRX Broxbourne RC Niamh MacElvogue, Elyn Church, Holly Hodges, Hope Kannor	W J 4X					

Redrawn to Straight Final at 13:35 due to Scratchings


Metropolitan Amateur Regatta (Sat)

Race 55

IMI IX Intermediate I Single Sculls

Heat I

3 to F



Posn	Lane	Club		500m	1000m	1500m	Finish	Next
1	5	ZGA Garda Siochana Damien Kelly	IMI IX	01:48.87 [1]	03:43.28 (01:54.41) [1]	05:37.97 (01:54.69) [1]	07:37.31 (01:59.34)	98 Final
2	3	ZCD University Coll Dublin RC Andrew Goff	IMI IX	01:50.38 [2]	03:44.89 (01:54.51) [2]	05:38.71 (01:53.82) [2]	07:40.52 (02:01.81) 03.21	98 Final
3	6	ZUC University Coll Cork RC Andrew Harrington	IMI IX	01:54.06 [4]	03:46.49 (01:52.43) [3]	05:39.67 (01:53.18) [3]	07:51.75 (02:12.08) 11.23	98 Final
4	1	QBC Quintin BC Sean Moneley	IMI IX	DNA [5]	03:53.71 (03:53.71) [4]	05:59.60 (02:05.89) [4]	08:02.18 (02:02.58) 10.43	
5	4	LVA LVS Ascot Edwin Grimster	IMI IX	01:52.15 [3]	03:56.25 (02:04.10) [5]	06:00.77 (02:04.52) [5]	08:10.26 (02:09.49) 08.08	
DNS	2	DUB Durham Univ Leon Langmead	IMI IX					

Lanes Redrawn


Metropolitan Amateur Regatta (Sat)

Race 56

IMI IX Intermediate I Single Sculls

Heat 2

3 to F



Posn	Lane	Club		500m	1000m	1500m	Finish	Next
1	5	TRC Thames RC Thomas Harvey	IMI IX	01:48.28 [1]	03:43.29 (01:55.01) [1]	05:40.18 (01:56.89) [1]	07:40.53 (02:00.35)	98 Final
2	6	NOR Norwich RC Sebastian Matthews	IMI IX	01:50.69 [2]	03:46.49 (01:55.80) [2]	05:42.91 (01:56.42) [2]	07:43.67 (02:00.76) 03.14	98 Final
3	2	UTC Upper Thames RC Jack Thompson	IMI IX	01:54.20 [5]	03:50.54 (01:56.34) [3]	05:46.04 (01:55.50) [3]	07:49.55 (02:03.51) 05.88	98 Final
4	4	BAU ????	IMI IX	01:50.96 [3]	03:50.99 (02:00.03) [4]	05:51.95 (02:00.96) [4]	07:54.63 (02:02.68) 05.08	
5	3	NTN Northampton RC Richard Ray	IMI IX	01:53.10 [4]	03:58.93 (02:05.83) [5]	06:08.58 (02:09.65) [5]	08:14.77 (02:06.19) 20.14	

Lanes Redrawn


Metropolitan Amateur Regatta (Sat)

Race 57

IM2 4+ Intermediate 2 Coxed Fours

Heat 1

3 to F



Posn	Lane	Club		500m	1000m	1500m	Finish	Next
1	1	DUB (B) Durham Univ Danylo Gorenkin, Robert Lewis, Joseph Johansen, William Toogood, [Cox] Benjamin Rich	IM2 4+	01:41.61 [1]	03:25.82 (01:44.21) [1]	05:08.57 (01:42.75) [1]	06:54.83 (01:46.26)	106 Final
2	4	LDR/ NRC/ ULO/ UTC Leander Club/ Nottingham RC/ L... Grace Clough (NRC), Daniel Brown (UTC), Pamela Relph (LDR), James Fox (ULO), [Cox] Matilda Horn (ULO)	IM2 4+	01:42.02 [2]	03:26.30 (01:44.28) [2]	05:09.79 (01:43.49) [2]	06:56.54 (01:46.75) 01.71	106 Final
3	5	TRC Thames RC Oliver Woods, Thomas Symons, Rory O Brien, Matthew Brooke, [Cox] Jennifer Wainer	IM2 4+	01:43.13 [3]	03:28.13 (01:45.00) [3]	05:12.79 (01:44.66) [3]	07:00.53 (01:47.74) 03.99	106 Final
4	3	SOC Coalporters Giles Piggot, Tristan Symes, Niklas Gosemann, Lanty Chafer, [Cox] Madeleine Dunn	IM2 4+	01:47.47 [5]	03:34.28 (01:46.81) [5]	05:17.49 (01:43.21) [4]	07:04.86 (01:47.37) 04.33	
5	6	TYU Tyne United RC Tom Campbell, Elliot Bryce Sharp, Matthew Kelly, Ryan Todhunter, [Cox] Eleanor Hizzett	IM2 4+	01:45.14 [4]	03:32.38 (01:47.24) [4]	05:18.70 (01:46.32) [5]	07:09.41 (01:50.71) 04.55	

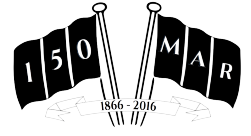
Metropolitan Amateur Regatta (Sat)

Race 58

IM2 4+ Intermediate 2 Coxed Fours

Heat 2

3 to F




Posn	Lane	Club		500m	1000m	1500m	Finish	Next
1	2	USU Surrey Univ Adam Miller, Jonas Butvilas, Alex Law, Kieran Dibley, [Cox] Victoria Angus	IM2 4+	01:37.32 [1]	03:19.17 (01:41.85) [1]	05:02.48 (01:43.31) [1]	06:46.05 (01:43.57)	106 Final
2	1	ZUC University Coll Cork RC Steven Murphy, Tomás Power, Brian Keohane, David Keohane, [Cox] Rachel O Leary	IM2 4+	01:38.03 [2]	03:20.42 (01:42.39) [2]	05:04.65 (01:44.23) [2]	06:49.37 (01:44.72) 03.32	106 Final
3	3	CAB Cantabrigian RC James Quarrington, James Adams, Geoffrey Grimwood, Ricardo Herreros-Symons, [Cox] Amy Henfrey	IM2 4+	01:43.55 [4]	03:25.65 (01:42.10) [3]	05:09.57 (01:43.92) [3]	06:53.21 (01:43.64) 03.84	106 Final
4	4	TWK Twickenham RC Peter Crush, John Harfield, Stephen Parker, Alistair Bradley, [Cox] Eva-Lucia Llewellyn	IM2 4+	01:42.99 [3]	03:26.44 (01:43.45) [4]	05:10.87 (01:44.43) [4]	06:53.84 (01:42.97) 00.63	
5	5	NOR Norwich RC Carey Pearson, Matthew Jones, Oli Tyler, Ed English, [Cox] Katie Godfrey	IM2 4+	01:47.99 [6]	03:38.87 (01:50.88) [6]	DNA - [6]	07:14.48 (07:14.48) 20.64	
6	6	CNN Cambridge 99 Joe Brunton, Michael Champion, Dominic Bennett, Nick Richardson, [Cox] Daniel Baillache	IM2 4+	01:45.17 [5]	03:34.47 (01:49.30) [5]	05:25.48 (01:51.01) [5]	07:17.42 (01:51.94) 02.94	

Metropolitan Amateur Regatta (Sat)

Race 59

ELI 4X Elite Quad Sculls

Final



Posn	Lane	Club		500m	1000m	1500m	Finish	Next
1	2	ZCD/ ZFS/ ZSN/ ZUC University Coll Dublin RC/ Ski... Fintan McCarthy (ZFS), Shane O Connell (ZCD), Stephen O Connor (ZUC), Colm Hennessy (ZSN)	ELI 4X	01:28.10 [1]	03:00.36 (01:32.26) [1]	04:33.65 (01:33.29) [1]	06:07.64 (01:33.99)	
2	6	CCS Claire's Court Oliver Costley, Alex Richardson, Finlay Gronmark, Jonathan Cameron	ELI 4X	01:32.39 [4]	03:06.42 (01:34.03) [4]	04:40.57 (01:34.15) [5]	06:11.96 (01:31.39) 04.32	
3	1	IEL/ NRC Isle of Ely RC/ Nottingham RC Alex Watkins (NRC), Samuel Champion (IEL), George Hallewell (NRC), James Mawby (NRC)	ELI 4X	01:30.93 [2]	03:03.90 (01:32.97) [2]	04:39.18 (01:35.28) [3]	06:12.38 (01:33.20) 00.42	
4	5	TEE Tees RC Callum Johnson, Jonathan Hogg, Cameron Harrison, Andrew Brown	ELI 4X	01:31.43 [3]	03:04.55 (01:33.12) [3]	04:38.07 (01:33.52) [2]	06:12.89 (01:34.82) 00.51	
5	3	LRC London RC German Luis Pradera Anllo, Dylan Wing, Samuel Anderson, Borja Portos Velasco	ELI 4X	01:34.81 [6]	03:07.24 (01:32.43) [5]	04:39.82 (01:32.58) [4]	06:13.37 (01:33.55) 00.48	
6	4	DUB (B) Durham Univ Alexander Fisher, James Vogel, Ben Weston, Zak Trigg	ELI 4X	01:33.90 [5]	03:07.62 (01:33.72) [6]	04:42.84 (01:35.22) [6]	06:20.35 (01:37.51) 06.98	


Metropolitan Amateur Regatta (Sat)

Race 60

J 4X Junior Quad Sculls

Heat I

2 to F



Posn	Lane	Club		500m	1000m	1500m	Finish	Next
1	2	MAR Marlow RC Sam Long, Thomas Strudwick, Ben Simon, John Cooper	J 4X	01:28.67 [1]	03:04.24 (01:35.57) [1]	04:40.32 (01:36.08) [1]	06:18.19 (01:37.87)	115 Final
2	6	NOW (A) Northwich RC Greg Murphy, Kevin Dudley, Harry Taylor, George Lawton	J 4X	01:32.98 [4]	03:08.87 (01:35.89) [3]	04:44.07 (01:35.20) [2]	06:18.53 (01:34.46) 00.34	115 Final
3	4	KSW King's Worcs Theo Beever, Rufus Tilt, James Robins, James Beattie	J 4X	01:32.53 [3]	03:08.34 (01:35.81) [2]	04:44.84 (01:36.50) [3]	06:23.18 (01:38.34) 04.65	
4	3	TRC Thames RC Fred Beaty, Alexander Kelly, Chris Bryan-Isaacs, Sebastien Tyrie	J 4X	01:32.21 [2]	03:10.01 (01:37.80) [4]	04:45.76 (01:35.75) [4]	06:24.36 (01:38.60) 01.18	
5	5	ZLJ Lee RC (Cork) Peter Jackson, Eoin Larkin, Hugh Sutton, Darragh Larkin	J 4X	01:34.34 [5]	03:15.11 (01:40.77) [5]	04:47.58 (01:32.47) [5]	06:28.74 (01:41.16) 04.38	

Lanes Redrawn

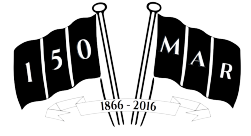
Metropolitan Amateur Regatta (Sat)

Race 61

J 4X Junior Quad Sculls

Heat 2

2 to F



Posn	Lane	Club		500m	1000m	1500m	Finish	Next
1	3	LDR Leander Club Thomas Mortimer, Benjamin Holt, Thomas Placidi, Cameron Forsythe	J 4X	01:29.74 [1]	03:04.25 (01:34.51) [1]	04:39.76 (01:35.51) [1]	06:17.25 (01:37.49)	115 Final
2	4	MHD (A) Maidenhead RC Harrison Rowe, Elliott Kemp, Edoardo Marshall, Victor Kleshnev	J 4X	01:32.97 [2]	03:09.42 (01:36.45) [2]	04:45.05 (01:35.63) [2]	06:21.03 (01:35.98) 03.78	115 Final
3	5	SAA Star & Arrow Oliver Whitfield, Piotr Golawski, Tom Ballinger, David Few	J 4X	01:33.78 [3]	03:11.05 (01:37.27) [3]	04:47.28 (01:36.23) [3]	06:22.11 (01:34.83) 01.08	
4	1	HWG (A) RGS H Wycombe James Beagles, Ethan O Connor, Sam Williams, Nicholas Davison	J 4X	01:34.38 [4]	03:11.58 (01:37.20) [4]	04:47.70 (01:36.12) [4]	06:22.96 (01:35.26) 00.85	
5	6	MHD (B) Maidenhead RC Sean O Mahony, Ethan Walters, Daniel Somerville, Jordan Felstead	J 4X	DNA [6]	03:14.46 (03:14.46) [6]	04:54.09 (01:39.63) [6]	06:28.23 (01:34.14) 05.27	
6	2	NOW (B) Northwich RC Lawrence Williams, Matthew Radford, Rhys Coffey, George Crouchley	J 4X	01:35.72 [5]	03:12.87 (01:37.15) [5]	04:52.79 (01:39.92) [5]	06:29.39 (01:36.60) 01.16	

Lanes Redrawn

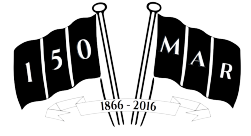
Metropolitan Amateur Regatta (Sat)

Race 62

J 4X Junior Quad Sculls

Heat 3

2 to F



Posn	Lane	Club		500m	1000m	1500m	Finish	Next
1	5	WBS Windsor Boys Harrison Oliver, Thomas Shewell, Bryn Ellery, Arthur Smith	J 4X	01:32.98 [2]	03:08.61 (01:35.63) [1]	04:41.11 (01:32.50) [1]	06:19.10 (01:37.99)	115 Final
2	6	GLB Globe RC Sam Baker, Jake Offiler, Callum Sullivan, Matthew Martinez	J 4X	01:33.60 [3]	03:10.97 (01:37.37) [3]	04:48.37 (01:37.40) [4]	06:23.57 (01:35.20) 04.47	115 Final
3	4	TFN Tiffin Sch Laurence Ellis, Joshua Cook, Joe Everest, Cormac Molloy	J 4X	01:34.69 [5]	03:11.48 (01:36.79) [4]	04:47.43 (01:35.95) [3]	06:24.00 (01:36.57) 00.43	
4	2	MBC Molesey BC Jasper Elliott, Matthew Hardy, Jake Greig, Adam Cook	J 4X	01:32.12 [1]	03:09.23 (01:37.11) [2]	04:46.97 (01:37.74) [2]	06:26.30 (01:39.33) 02.30	
5	7	BRX Broxbourne RC Tony Wren, Matthew Day, Finn McGahan, Samuel Garlick	J 4X	01:34.11 [4]	03:13.30 (01:39.19) [5]	04:53.42 (01:40.12) [5]	06:35.23 (01:41.81) 08.93	
DNS	3	HWG (B) RGS H Wycombe Lewis Howlett, Mark Shah-Ostrowski, Luke Goodier, William Smith	J 4X					


Lanes Redrawn

Metropolitan Amateur Regatta (Sat)

Race 63

IMI 8 Intermediate I Eights

Final



Posn	Lane	Club		500m	1000m	1500m	Finish	Next
1	3	MBC Molesey BC Robin Mould, Callum Gathercole, Rhys Westall, Andy Warren, Andrew Turner, Jonathan Broadest, Samuel Knight, William Hetherington, [Cox] Jonna de Vries	IMI 8	01:30.60 [2]	03:02.25 (01:31.65) [1]	04:32.73 (01:30.48) [1]	06:04.56 (01:31.83)	
2	2	UTC Upper Thames RC Christopher Lowe, Chris Clark, Edward Rolls, James Lambton-Heys, Robert Hodgson, Thomas Emerson, Peter Holloway, Andrew James Saul, [Cox] Zoe Thomas	IMI 8	01:32.00 [4]	03:05.20 (01:33.20) [3]	04:35.90 (01:30.70) [2]	06:08.61 (01:32.71) 04.05	
3	5	NTU Nottm Trent Adam Swain, Tom Galliano, Christian Dove, Edward Stracey, Samuel Geller, Yiana Shakespeare, Hamish Bott, John Hedley McGarva, [Cox] Rachel Mathewson	IMI 8	01:29.98 [1]	03:04.07 (01:34.09) [2]	04:36.70 (01:32.63) [3]	06:09.93 (01:33.23) 01.32	
4	1	RCH Royal Chester Alexander Constantinou, Matthew Webb, Harrison Hunter, Thomas Curwell, James Magee, Fraser Morgan, Peter Dean, Henry William McGarva, [Cox] Sarah Armstrong	IMI 8	DNA [6]	03:07.29 (03:07.29) [5]	04:38.83 (01:31.54) [4]	06:10.97 (01:32.14) 01.04	
5	4	UBR Bristol Univ Adam Stapleton, Jonathan Goner, George Barnaby, Thomas Clark, Joseph Harper, Harry Stroud, Alex Heslop, Harry Rosen, [Cox] Emily Almond	IMI 8	01:32.91 [5]	03:06.29 (01:33.38) [4]	04:39.43 (01:33.14) [5]	06:11.32 (01:31.89) 00.35	
6	6	WBS Windsor Boys Luke Bartoletti, Thomas Shewell, Edward Laws, Alex Laws, Sam Bodkin, Isaac Workman, William Jacobs, Daniel Loughran, [Cox] William Denegri	IMI 8	01:31.05 [3]	03:07.99 (01:36.94) [6]	04:40.10 (01:32.11) [6]	06:12.30 (01:32.20) 00.98	


Metropolitan Amateur Regatta (Sat)

Race 64

IM2 4- Intermediate 2 Coxless Fours

Heat 1

2 to F



Posn	Lane	Club		500m	1000m	1500m	Finish	Next
1	2	ZNU NUI Galway BC Aidan Kinneen, Martin Laffey, Richard O Hagen, Jack Bennett	IM2 4-	01:35.67 [2]	03:12.26 (01:36.59) [2]	04:49.84 (01:37.58) [1]	06:29.98 (01:40.14)	101 Final
2	5	WRR Worcester RC Timothy Woodman, Damien Bradley, Thomas Selby, David Hopkins	IM2 4-	01:35.21 [1]	03:11.48 (01:36.27) [1]	04:50.72 (01:39.24) [2]	06:30.77 (01:40.05) 00.79	101 Final
3	3	ARD Ardingly RC Alex Dombrowe, P M Abbott, Elliot Green, Harry Beedell	IM2 4-	01:37.11 [3]	03:17.86 (01:40.75) [3]	04:58.27 (01:40.41) [3]	06:40.51 (01:42.24) 09.74	
4	1	HSB HSBC RC Pierre Antoine Lhommet, William Wall, Jon Davies, David Law	IM2 4-	01:38.35 [4]	03:19.10 (01:40.75) [4]	05:00.78 (01:41.68) [4]	06:43.51 (01:42.73) 03.00	
5	4	UTC Upper Thames RC Rowan Arthur, Robert Moles, Chris Gilligan, Jack Camilleri	IM2 4-	01:40.09 [5]	03:25.91 (01:45.82) [5]	05:11.90 (01:45.99) [5]	07:00.52 (01:48.62) 17.01	
DNS	6	CCS Claire's Court Henry Osborne, Jack Jesseman, Jack Harris, Ben Smith	IM2 4-					


Metropolitan Amateur Regatta (Sat)

Race 65

IM2 4- Intermediate 2 Coxless Fours

Heat 2

2 to F



Posn	Lane	Club		500m	1000m	1500m	Finish	Next
1	2	NWK Newark RC Chris Graves, Oliver Saunders, Michael Skoyles, Nathan Whitehead	IM2 4-	01:36.81 [1]	03:17.64 (01:40.83) [1]	04:58.30 (01:40.66) [1]	06:39.49 (01:41.19)	101 Final
2	3	TYR Tyrian Club James Kessell, Andy Matheson, Julian Bubb-Humfries, George Turner	IM2 4-	01:38.47 [3]	03:19.91 (01:41.44) [2]	05:01.34 (01:41.43) [2]	06:42.53 (01:41.19) 03.04	101 Final
3	7	DBY Derby RC Toby Venn, James Walker, James Bennett, Stuart West	IM2 4-	01:37.98 [2]	03:20.36 (01:42.38) [3]	05:02.41 (01:42.05) [3]	06:44.56 (01:42.15) 02.03	
4	6	CNN Cambridge 99 Nathan Ryan, Matthew Moore, Karel Kabelik, Alexander Massey	IM2 4-	01:39.68 [4]	03:21.87 (01:42.19) [4]	05:04.73 (01:42.86) [4]	06:49.33 (01:44.60) 04.77	
5	5	BRX Broxbourne RC Phil Robinson, Robert Mayes, Ryan Cheale, Giles Michael Dunk	IM2 4-	01:42.00 [6]	03:26.12 (01:44.12) [5]	05:10.55 (01:44.43) [5]	06:58.93 (01:48.38) 09.60	
6	4	TWK Twickenham RC Rory Bryant, Basil Amin, Chris Dixon, Tom Messa	IM2 4-	01:40.84 [5]	03:28.44 (01:47.60) [6]	05:18.39 (01:49.95) [6]	07:09.34 (01:50.95) 10.41	
DNS	1	LRC (B) London RC James Eaton, Matthew Hodgkinson, Josh Mc Inerney, Martin Boulton	IM2 4-					

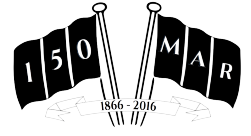
Metropolitan Amateur Regatta (Sat)

Race 66

IM2 4- Intermediate 2 Coxless Fours

Heat 3

2 to F



Posn	Lane	Club		500m	1000m	1500m	Finish	Next
1	5	NRC Nottingham RC Matthew Bowles, Daniel Roe, Stephen Bennett, Raphael Formarier	IM2 4-	01:39.33 [3]	03:21.54 (01:42.21) [3]	05:03.22 (01:41.68) [1]	06:45.04 (01:41.82)	101 Final
2	1	LRC (A) London RC Rory Corbett, Lucas Vitale, Paul Crewe, Hugo Storey	IM2 4-	01:39.67 [4]	03:21.06 (01:41.39) [1]	05:03.70 (01:42.64) [2]	06:47.35 (01:43.65) 02.31	101 Final
3	2	TYU Tyne United RC William Briggs, Oliver Burkinshaw, Adam Lee, Jack Wilkinson	IM2 4-	01:37.32 [1]	03:21.25 (01:43.93) [2]	05:05.35 (01:44.10) [3]	06:49.83 (01:44.48) 02.48	
4	4	CAM Cambridge City Jack Lawlor-Anderson, Thomas Shadbolt, Thomas Hetherington, Stuart Ladd	IM2 4-	01:38.79 [2]	03:25.45 (01:46.66) [4]	05:07.01 (01:41.56) [4]	06:51.62 (01:44.61) 01.79	
5	3	VRC Vesta RC James Child, Laurence Hookway, Jordan Sanderson, Benjamin Anstiss	IM2 4-	01:41.69 [5]	03:26.41 (01:44.72) [5]	05:11.21 (01:44.80) [5]	06:55.46 (01:44.25) 03.84	
6	6	STK Trentham BC James Wilson, Thomas Garner, Jack Kidd, Thomas Chesworth	IM2 4-	01:43.93 [6]	03:27.36 (01:43.43) [6]	05:11.50 (01:44.14) [6]	06:55.92 (01:44.42) 00.46	

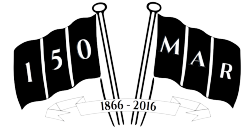
Metropolitan Amateur Regatta (Sat)

Race 67

W IM3 4+ Women's Intermediate 3 Coxed Fours

Heat 1

2 to F



Posn	Lane	Club		500m	1000m	1500m	Finish	Next
1	7	EXU Exeter Univ Elizabeth Watson, Georgia Gowing, Amy Louise Ward, Isabel Metcalfe, [Cox] Sophie Wrixon	W IM3 4+	01:48.96 [1]	03:42.79 (01:53.83) [1]	05:39.27 (01:56.48) [1]	07:35.29 (01:56.02)	118 Final
2	3	HEN Henley RC Fionnuala Barnes, Natalie Atkinson, Hannah Smith, Olivia Ford, Emma Lister	W IM3 4+	01:51.09 [2]	03:49.13 (01:58.04) [2]	05:47.00 (01:57.87) [2]	07:44.97 (01:57.97) 09.68	118 Final
3	1	ZCD Dublin U Ladies Sarah Matthews, Sine Kenny, Kelsey Connolly, Vanessa Connolly, [Cox] Silvia Doherty	W IM3 4+	01:55.40 [6]	DNA - [6]	05:50.74 (05:50.74) [3]	07:48.75 (01:58.01) 03.78	
4	2	DUB (B) Durham Univ Sadie Hodgson, Adele Lefebvre du Prey, Megan Lillington, Erica Hughes, Rebecca Moore	W IM3 4+	01:54.82 [5]	03:54.52 (01:59.70) [5]	05:52.62 (01:58.10) [4]	07:54.15 (02:01.53) 05.40	
5	6	GMS Gt Marlow Sch Laura Cook, Leanna Beswick, Holly Hammond, Emily Paul, [Cox] Amelia Loretto	W IM3 4+	01:53.27 [3]	03:53.33 (02:00.06) [3]	05:54.26 (02:00.93) [5]	07:55.38 (02:01.12) 01.23	
6	4	AKN Auriol Ken Marianna Raffaele, Agata Madurowicz, Sophie Walters, Jocelyn Tillner, [Cox] R J Pigden	W IM3 4+	01:54.30 [4]	03:53.53 (01:59.23) [4]	05:56.63 (02:03.10) [6]	07:59.70 (02:03.07) 04.32	

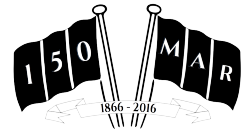
Metropolitan Amateur Regatta (Sat)

Race 68

W IM3 4+ Women's Intermediate 3 Coxed Fours

Heat 2

2 to F



Posn	Lane	Club		500m	1000m	1500m	Finish	Next
1	2	BBL Barnes Br LRC Laura Oakley, Sarah Thompson, Cara Cahill, Clemmy Fontaine, [Cox] Anna Costantini	W IM3 4+	01:52.03 [2]	03:48.11 (01:56.08) [1]	05:42.78 (01:54.67) [1]	07:43.42 (02:00.64)	118 Final
2	6	KRC Kingston RC Henriette Storen, Kirsty Warner, Katharine Halle, Rachael Kugele, [Cox] Hannah Cockle	W IM3 4+	DNA	03:49.45 (03:49.45) [2]	06:03.33 (02:13.88) [5]	07:52.22 (01:48.89) 08.80	118 Final
3	3	FSC Furnivall SC Rebecca Hammond, Annette Warton, Charlotte Burns, Helen Carswell, [Cox] Sarah Mazza	W IM3 4+	01:55.66 [3]	03:55.38 (01:59.72) [3]	05:56.28 (02:00.90) [3]	07:58.60 (02:02.32) 06.38	
4	1	SPG St Paul's Girls Freya Casson, Kate Jackman, Aurelia Cowan, Asta Lewis, [Cox] Amelia Kate Isaacs	W IM3 4+	01:57.83 [4]	04:01.02 (02:03.19) [5]	06:02.53 (02:01.51) [4]	08:05.91 (02:03.38) 07.31	
5	7	TRC (B) Thames RC Louisa Horton, Kimberley Lovell, Sarka Hlavackova, Sonia van Gilder Cooke, [Cox] Timothy Hirst	W IM3 4+	DNA	DNA -	DNA -	08:08.41 (08:08.41) 02.50	
6	5	BAU Bath Univ Lily Hatcher, Ella Flanagan, Antonia Loizou, Amelia Mitchell, Georgina Dunne	W IM3 4+	01:49.65 [1]	04:05.96 (02:16.31) [6]	05:49.87 (01:43.91) [2]	08:16.98 (02:27.11) 08.57	


Metropolitan Amateur Regatta (Sat)

Race 69

W IM3 4+ Women's Intermediate 3 Coxed Fours

Heat 3

2 to F




Posn	Lane	Club		500m	1000m	1500m	Finish	Next
1	2	UTC Upper Thames RC Victoria Carver, Hollie Bartlett, Samantha Earle, Emma Peacock, [Cox] Zoe Thomas	W IM3 4+	01:49.01 [1]	03:44.39 (01:55.38) [1]	05:38.63 (01:54.24) [1]	07:39.28 (02:00.65)	118 Final
2	1	UCL UC London Gemma Wells, Katie Potter, Harriet Leigh, Tamsin Howard, [Cox] Louise Blair	W IM3 4+	01:55.34 [4]	03:59.37 (02:04.03) [5]	05:51.47 (01:52.10) [3]	07:50.52 (01:59.05) 11.24	118 Final
3	7	DUB (A) Durham Univ Louisa Dassow, Hannah Trow, Emily Procter, Harriet Watson, [Cox] Emma Price	W IM3 4+	01:51.18 [2]	03:57.89 (02:06.71) [4]	05:49.90 (01:52.01) [2]	07:51.34 (02:01.44) 00.82	
4	5	TSS Tideway Sc Sch Megan Hollands, Katy Wilkinson-Feller, Aba Carboo, Elizabeth Stutters, [Cox] Jonna de Vries	W IM3 4+	01:56.79 [5]	04:05.95 (02:09.16) [6]	05:57.22 (01:51.27) [4]	07:59.17 (02:01.95) 07.83	
5	3	ZNU NUI Galway BC Susan Kennelly, Noreen Keelan, Sadhbh O Connor, Ellen Ormsby, [Cox] Eimear Keane	W IM3 4+	01:59.47 [6]	03:54.07 (01:54.60) [3]	06:08.06 (02:13.99) [6]	08:12.11 (02:04.05) 12.94	
6	6	ZDT Dublin U Ladies Amy Gill Morley, Deirdre Kennedy, Laura Walsh, Sarah Kelly, [Cox] Kat O'Donnal	W IM3 4+	01:54.86 [3]	03:50.68 (01:55.82) [2]	06:06.08 (02:15.40) [5]	08:17.75 (02:11.67) 05.64	
7	4	BOU Bournemouth Un Kayleigh Bulloch, Jemma Frankland, Polly Humphrey, Katy Goodship, [Cox] Becca Hales	W IM3 4+	02:05.65 [7]	DNA -	DNA -	08:45.88 (08:45.88) 28.13	

Metropolitan Amateur Regatta (Sat)

Race 70

SEN 4- Senior Coxless Fours

Final



Posn	Lane	Club		500m	1000m	1500m	Finish	Next
1	6	HEN Henley RC Ben Crouch, Sam Agass, Francis Highton, David Lambourn	SEN 4-	01:32.64 [1]	03:13.38 (01:40.74) [5]	04:43.31 (01:29.93) [1]	06:20.46 (01:37.15)	
2	2	SIP Sport Imperial Merlin Dwan, Moritz Schneider, Jon Davies, John Hale	SEN 4-	01:33.73 [2]	03:08.52 (01:34.79) [1]	04:47.38 (01:38.86) [3]	06:22.88 (01:35.50) 02.42	
3	4	TSS Tideway Sc Sch Adam Ridler, Murray Wilkojc, William Fields, Nick Marriott	SEN 4-	01:34.68 [4]	03:16.56 (01:41.88) [6]	04:47.05 (01:30.49) [2]	06:23.19 (01:36.14) 00.31	
4	3	KRC Kingston RC Leon Taylor, John Ciccarelli, Hal Bedford-Payne, James Marsden	SEN 4-	01:34.12 [3]	DNA -	04:52.07 (04:52.07) [4]	06:25.63 (01:33.56) 02.44	
5	1	AGE Agecroft RC Andrew Thomas, Andrew Jepson, Sam Thornton, Adam Rushton	SEN 4-	01:35.19 [5]	03:11.58 (01:36.39) [3]	04:53.19 (01:41.61) [5]	06:32.48 (01:39.29) 06.85	
6	5	EXE Exeter RC Benjamin Chrichard, Robin Stirling, Harry William Shepherd, Paul Minchell	SEN 4-	01:37.26 [6]	03:12.17 (01:34.91) [4]	04:55.42 (01:43.25) [6]	06:36.84 (01:41.42) 04.36	

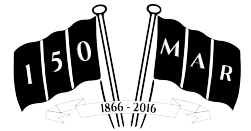
Metropolitan Amateur Regatta (Sat)

Race 71

W IM3 8 Women's Intermediate 3 Eights

Heat 1

3 to F



Posn	Lane	Club		500m	1000m	1500m	Finish	Next
1	7	DUB Durham Univ Francesca Quinn, Kate Lillington, Georgina Douglas, Helena Barton, Tessa van Veen, Molly Probert, Katy McDonald, Olivia Howes, [Cox] Abigail Riley	W IM3 8	01:42.05 [1]	03:26.37 (01:44.32) [1]	05:12.47 (01:46.10) [1]	07:01.82 (01:49.35)	113 Final
2	3	EXU Exeter Univ Ruth Hodges, Tatiana Guinness, Julia James, Amy Clegg, Eleanor Hayes, Imogen Walker, Nathalie Rappaport, Livvy Moorey, [Cox] Nancy Newberry	W IM3 8	01:42.91 [2]	03:30.05 (01:47.14) [2]	05:18.93 (01:48.88) [2]	07:10.51 (01:51.58) 08.69	113 Final
3	1	BOU Bournemouth Un Dilys Florian Latham, Jennifer Rose, Amy-Grace White, Gabrielle Rowsell, Jessica Chatfield, Betty Glover, Emma Burton, Annabel Laity, [Cox] Christie Tsioupra	W IM3 8	01:49.43 [6]	03:35.72 (01:46.29) [3]	05:25.88 (01:50.16) [3]	07:13.74 (01:47.86) 03.23	113 Final
4	4	PET Peterborough Ilektra-Georgia Apostolidou, Laura Desert, Bethan Murphy, Caroline Dormor, Emma Richardson, Aimee Parker, Megan Stoker, Hannah Chatfield, [Cox] Hannah Parker	W IM3 8	DNA	03:37.70 (03:37.70) [6]	05:26.54 (01:48.84) [4]	07:17.07 (01:50.53) 03.33	
5	5	ZSN Shandon BC Aoife Brooks, Aine Buckley, Caelan Buckley, Allannah Murphy, Mia Kovacs, Sile Moran, Chelsey Minehane, Fiona Richardson, [Cox] Aoibheann McCarthy	W IM3 8	01:45.81 [3]	03:36.09 (01:50.28) [4]	05:27.87 (01:51.78) [5]	07:19.71 (01:51.84) 02.64	
6	6	TRC Thames RC Joanna Jager, Yowa Kimura, Kate Harper-Tarr, Clodagh Loughnane, Isabel Fazan, Natasha Power, Jennifer Pollard, Kelly Adams, [Cox] Flora Emenev	W IM3 8	01:46.46 [4]	03:36.46 (01:50.00) [5]	05:28.72 (01:52.26) [6]	07:24.50 (01:55.78) 04.79	
7	2	UBR (B) Bristol Univ Alice Lovett, Morane Tanguy, Maddie Donald, Katie Macdonald, Emma Perkins, Charlotte Greenwood, Isabella Burdess, Maisie Hockin-Boyers, [Cox] Madelaine Bewlay	W IM3 8	01:47.65 [5]	03:42.94 (01:55.29) [7]	05:40.19 (01:57.25) [7]	07:38.76 (01:58.57) 14.26	


Metropolitan Amateur Regatta (Sat)

Race 72

W IM3 8 Women's Intermediate 3 Eights

Heat 2

3 to F




Posn	Lane	Club		500m	1000m	1500m	Finish	Next
1	6	UBR (A) Bristol Univ Charlotte Rogers, Josie Bradford, Nicola Haynes, Sally Elphick, Jessica Pope, Phoebe Beer, Alice Davies, Antonina Dembinska-Kenner, [Cox] Sophia Margetts	W IM3 8	01:42.16 [2]	03:26.99 (01:44.83) [1]	05:13.43 (01:46.44) [1]	07:02.74 (01:49.31)	113 Final
2	1	SOU S'hampton Univ Ruth Forrest, Sarah Mercer, Laura Sage, Imogen Adshead, Emily Marshall, Flora O'Brien, Victoria Jessett, Emma Tixerant, [Cox] Hannah Watson	W IM3 8	01:41.24 [1]	03:28.15 (01:46.91) [2]	05:16.17 (01:48.02) [2]	07:05.98 (01:49.81) 03.24	113 Final
3	2	ZUC University Coll Cork RC Aoife Carroll, Deirdre Keena, Katie Nagle, Aisling McDonald, Niamh O Mahony, Clodagh Scannell, Linda Murphy, Fiona O Keefe, [Cox] Kevin Daly	W IM3 8	01:43.02 [3]	03:30.34 (01:47.32) [3]	05:18.61 (01:48.27) [3]	07:08.99 (01:50.38) 03.01	113 Final
4	4	EXE Exeter RC Caragh Newman, Abigail Bartram, Michaela Bailey, Katharine Boyd, Kirsty Barker, Amy Hill, Rebecca Kelly, Lauren May, [Cox] Abby Jones	W IM3 8	01:46.58 [4]	03:35.71 (01:49.13) [4]	05:24.77 (01:49.06) [4]	07:13.23 (01:48.46) 04.24	
5	5	UOC Chester Univ Jessica Bromley, Sarah Brodie-Browne, Charlie Shaw, Mairead Flannery, Roberta Coll, Holly Ellen Ringland, Sophie Bell, Scarlett Tomes, [Cox] Cara-Faisy Falcao	W IM3 8	01:47.34 [5]	03:38.31 (01:50.97) [5]	05:31.66 (01:53.35) [5]	07:24.13 (01:52.47) 10.90	
6	3	VRC Vesta RC Cameo Choquer, Caroline Allen, ELLIE BIRD, Fiona Palamarczuk, Georgia Richards, Jessie Guy-O Regan, Lauren Hardcastle, Louisa Emkes, [Cox] Hannah Bettridge	W IM3 8	01:49.28 [6]	03:40.75 (01:51.47) [6]	05:32.45 (01:51.70) [6]	DNA -	

Metropolitan Amateur Regatta (Sat)

Race 73

IMI 4+ Intermediate I Coxed Fours

Final



Posn	Lane	Club		500m	1000m	1500m	Finish	Next
1	3	RCH Royal Chester Rupert Wiltshire, Henry Harte, James Crumpton, Joseph Fletcher-Hunt, [Cox] Sarah Armstrong	IMI 4+	01:37.24 [1]	03:18.09 (01:40.85) [1]	04:57.58 (01:39.49) [1]	06:37.85 (01:40.27)	
2	6	NRC Nottingham RC Martin Hird, Ayrton Carlton, Jon Okon, Adam Wright, [Cox] Sophie Lawton	IMI 4+	01:40.87 [4]	03:21.28 (01:40.41) [2]	05:01.00 (01:39.72) [2]	06:39.42 (01:38.42) 01.57	
3	2	MBC Molesey BC Andrew Turner, Jonathan Broadest, Rhys Westall, Andy Warren, [Cox] Jonna de Vries	IMI 4+	01:39.85 [2]	03:23.25 (01:43.40) [4]	05:02.98 (01:39.73) [3]	06:43.90 (01:40.92) 04.48	
4	1	LRC London RC Aryan Sheikhalian, Dylan Wing, German Luis Pradera Anllo, Borja Portos Velasco, [Cox] Philippa Wiseman	IMI 4+	01:40.24 [3]	03:22.68 (01:42.44) [3]	05:04.67 (01:41.99) [4]	06:46.59 (01:41.92) 02.69	
5	5	CAB Cantabrigian RC James Quarrington, James Adams, Geoffrey Grimwood, Ricardo Herreros-Symons, [Cox] Amy Henfrey	IMI 4+	01:43.13 [5]	03:27.06 (01:43.93) [5]	05:10.83 (01:43.77) [5]	06:58.11 (01:47.28) 11.52	
DNS	4	LEA Lea RC Toby Dixon, Tobias Perren, Alex Wildy, Anthony Brewer, [Cox] Jessica Bell	IMI 4+					


Metropolitan Amateur Regatta (Sat)

Race 74

IM3 8 Intermediate 3 Eights

Semi-Final 1

3 to F



Posn	Lane	Club		500m	1000m	1500m	Finish	Next
1	2	RBL Rdg Blue Coat Josh Smith, Marcus Smith, Toby Bryant, Ben Grainger, Alex Miles, Mathew Rees, Joe Bright, Lawrence Young, [Cox] Samuel Leach	IM3 8	01:30.17 [1]	03:04.75 (01:34.58) [1]	04:40.04 (01:35.29) [1]	06:19.73 (01:39.69)	110 Final
2	4	IMP Imperial Coll Paul Lietar, Vitaliy Delve, Ben Hambrook, Anthony Voyage, Thomas Burnell, Lawrence Jones, Jonathon Baird, Alister Fraser, [Cox] Catherine Bowden	IM3 8	01:31.94 [2]	03:07.66 (01:35.72) [2]	04:43.01 (01:35.35) [2]	06:21.74 (01:38.73) 02.01	110 Final
3	3	HAM Hampton Sch Matthew Hamilton, Alex Hickmott, Tristan Taylor, Harry Fieldhouse, Thomas Farrand, Bryn Hassan, George Nelson, Charlie Sandford, [Cox] Kristian Tombs	IM3 8	01:32.33 [3]	03:08.73 (01:36.40) [3]	04:44.77 (01:36.04) [3]	06:23.56 (01:38.79) 01.82	110 Final
4	6	ZNU NUI Galway BC Alex Chadfield, Martin Laffey, Brian Keane, William Finnegan, Richard O Hagen, Ross Duffy, Tom Dillon, Conor Flynn, [Cox] Cathal McNamara	IM3 8	01:34.98 [5]	03:10.96 (01:35.98) [4]	04:46.75 (01:35.79) [4]	06:29.21 (01:42.46) 05.65	
5	5	EXU (A) Exeter Univ Ashley McCrea, James Moran, Nicholas Mathers, Sam Fotheringham, Angus Irvine, Harry Blackwell, Alexander Robey, Riley Clements, [Cox] Nancy Newberry	IM3 8	01:34.72 [4]	03:11.31 (01:36.59) [5]	04:48.24 (01:36.93) [5]	11:06.82 (06:18.58) 04:37.61	
6	1	CAB Cantabrigian RC Sean Collins, P Ford, James O Dell, Edward Oughton, Hannes Burfeind, Gavin Swanson, Guy Fiddian, James King, [Cox] Christina Larkin	IM3 8	01:36.36 [6]	03:14.93 (01:38.57) [6]	04:51.01 (01:36.08) [6]	11:08.15 (06:17.14) 01.33	


Metropolitan Amateur Regatta (Sat)

Race 75

IM3 8 Intermediate 3 Eights

Semi-Final 2

3 to F



Posn	Lane	Club		500m	1000m	1500m	Finish	Next
1	4	OXB Oxford Brookes Thomas Scales, Timothy Cairns, Piran Speed, Hector Butcher, Toby Seely, Adam Langton, Jacob Anderson, Fred Whittaker, [Cox] Katy Ward	IM3 8	01:34.24 [3]	03:07.32 (01:33.08) [2]	04:40.35 (01:33.03) [1]	06:15.26 (01:34.91)	110 Final
2	3	UWE W England Univ Callum Jones, Andreas Hicks, Edward Dean, Charlie Evans, Aghaude Amadi, Marek Simonik, Luke Wertheim, Luke Gowland, [Cox] Gracie Bolton	IM3 8	01:33.37 [2]	03:07.03 (01:33.66) [1]	04:41.52 (01:34.49) [2]	06:16.59 (01:35.07) 01.33	110 Final
3	5	ZDU (A) Dublin University BC Adam Keogh, William Eddershaw, Maxime Pinault, Monty Badger, Matthew Mitchell, Jasper Pickersgill, Art Coyne, Mark Quigely, [Cox] Conor Keogh	IM3 8	01:31.73 [1]	03:08.43 (01:36.70) [3]	04:44.97 (01:36.54) [3]	06:21.28 (01:36.31) 04.69	110 Final
4	2	GMS Gt Marlow Sch Ross Honey, William Cunningham, Edward Nunn, Josh McKenzie, Oliver Emmett-Bird, Carl Smith, Oliver Peace, Jamie-Jack Westfold, [Cox] Lottie Hughes	IM3 8	01:38.07 [5]	03:13.15 (01:35.08) [5]	04:46.70 (01:33.55) [5]	06:21.61 (01:34.91) 00.33	
5	6	MAR (A) Marlow RC Christopher Renwick, Jack Wood, Alexander Bavage, James McGuinness, Samuel Murray, Matthew Lucas, Samuel Harding, Thomas Rendell, [Cox] Charlotte Fuscone	IM3 8	01:37.79 [4]	03:09.29 (01:31.50) [4]	04:45.70 (01:36.41) [4]	06:22.91 (01:37.21) 01.30	
6	1	AKN Auriol Ken Cameron Graham, Matt Hargraves, James Fishlock, James Dickinson, Raphaël Ricklin, David Albrecht, Mark Mearing-Smith, Rob Manning, Theodora Robinson	IM3 8	04:56.47 [6]	03:14.21 - [6]	04:52.96 (01:38.75) [6]	06:32.73 (01:39.77) 09.82	


Metropolitan Amateur Regatta (Sat)

Race 76

LELI 1x Lwt Elite Single Sculls

Heat 1

3 to F



Posn	Lane	Club		500m	1000m	1500m	Finish	Next
1	2	DUB Durham Univ Hugo Coussens	LELI 1x	01:49.27 [2]	03:41.66 (01:52.39) [1]	05:36.62 (01:54.96) [1]	07:36.75 (02:00.13)	114 Final
2	4	ZCD University Coll Dublin RC Andrew Goff	LELI 1x	01:53.26 [3]	03:46.49 (01:53.23) [4]	05:39.79 (01:53.30) [2]	07:39.65 (01:59.86) 02.90	114 Final
3	3	NOR Norwich RC Sebastian Matthews	LELI 1x	01:53.59 [4]	03:45.94 (01:52.35) [3]	05:41.01 (01:55.07) [3]	07:41.49 (02:00.48) 01.84	114 Final
4	6	NWK Newark RC Ashley Cowley	LELI 1x	01:47.42 [1]	03:43.36 (01:55.94) [2]	05:44.25 (02:00.89) [4]	07:52.93 (02:08.68) 11.44	
5	1	CLR Cambridge U Lwt Sam Philpott	LELI 1x	01:54.18 [5]	03:53.94 (01:59.76) [5]	DNA - [5]	07:59.94 (07:59.94) 07.01	
DNS	5	TSS Tideway Sc Sch Niall Kenny	LELI 1x					

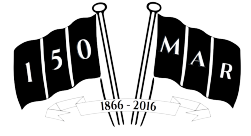
Metropolitan Amateur Regatta (Sat)

Race 77

LELI 1x Lwt Elite Single Sculls

Heat 2

3 to F



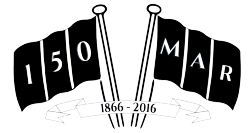
Posn	Lane	Club		500m	1000m	1500m	Finish	Next
1	2	LDR Leander Club Christopher Skokowski	LELI 1x	01:46.40 [1]	03:40.66 (01:54.26) [1]	05:37.25 (01:56.59) [1]	07:36.60 (01:59.35)	114 Final
2	6	TRC Thames RC Thomas Harvey	LELI 1x	01:51.20 [3]	03:46.74 (01:55.54) [3]	05:40.31 (01:53.57) [2]	07:38.99 (01:58.68) 02.39	114 Final
3	3	CNN Cambridge 99 Henk-Jaap Wagenaar	LELI 1x	01:51.81 [4]	03:47.07 (01:55.26) [4]	05:42.54 (01:55.47) [4]	07:39.60 (01:57.06) 00.61	114 Final
4	4	LBR Loughborough BC Thomas Scholefield	LELI 1x	01:48.23 [2]	03:45.67 (01:57.44) [2]	05:41.38 (01:55.71) [3]	07:42.40 (02:01.02) 02.80	
5	5	LRC London RC Dominic Wilson	LELI 1x	01:55.59 [5]	03:52.79 (01:57.20) [5]	DNA - [5]	07:48.40 (07:48.40) 06.00	

Metropolitan Amateur Regatta (Sat)

Race 78

W IMI 4+ Women's Intermediate I Coxed Fours

Final



Posn	Lane	Club		500m	1000m	1500m	Finish	Next
1	2	WRR Worcester RC Catherine Jackson, Eloise Foulds, Amy Gibson, Caroline Sheppard, [Cox] Molly Elkins	W IMI 4+	01:46.46 [1]	03:38.60 (01:52.14) [1]	05:33.16 (01:54.56) [1]	07:28.88 (01:55.72)	
2	7	UTC Upper Thames RC Ciara Buckley, Alexis Perkins, Amanda Hynes, Sally Pollok-Morris, [Cox] Laura Paine	W IMI 4+	01:49.85 [2]	03:42.73 (01:52.88) [2]	05:35.30 (01:52.57) [2]	07:31.21 (01:55.91) 02.33	
3	1	ZCR Commercial RC Sinead Dolan, martina bracken, anne o leary, edel gary, [Cox] elizabeth moody	W IMI 4+	01:50.17 [3]	03:46.19 (01:56.02) [3]	05:40.21 (01:54.02) [3]	07:38.08 (01:57.87) 06.87	
4	3	LIU Liverpool Univ Abbie Stephens, Bethany Rolt, Lydia Beeken, Leanne Knight, [Cox] Elizabeth Williams	W IMI 4+	01:52.12 [5]	03:46.80 (01:54.68) [4]	05:43.15 (01:56.35) [4]	07:41.84 (01:58.69) 03.76	
5	6	CLS/ DUB/ DUR Chester-le-St/ Durham Univ/ Du... Helena Louise Lang (DUB), Lauren Irwin (CLS), Hope Cessford (DUR), Amy Polglase (DUB), [Cox] Rebecca Moore (DUB)	W IMI 4+	01:51.60 [4]	03:47.39 (01:55.79) [5]	05:44.21 (01:56.82) [5]	07:42.93 (01:58.72) 01.09	
DNS	4	ZDT Dublin U Ladies Nora Fisher, Emma McShane, Lauren McHugh, Sarah Higgins, [Cox] Kat O Donnal	W IMI 4+					
DNS	5	ZCD Dublin U Ladies Daisy Callanan, Ruth Gilligan, Aoife O Riordan, Jane Coleman, [Cox] Jane Gilligan	W IMI 4+					


Metropolitan Amateur Regatta (Sat)

Race 79

W IM2 IX Women's Intermediate 2 Single Sculls

Semi-Final I

3 to F



Posn	Lane	Club		500m	1000m	1500m	Finish	Next
1	3	OXB Oxford Brookes Georgina Phillips	W IM2 IX	01:59.54 [1]	04:05.55 (02:06.01) [1]	06:10.46 (02:04.91) [1]	08:22.11 (02:11.65)	116 Final
2	2	BAU Bath Univ Laura Macro	W IM2 IX	02:00.91 [2]	04:07.52 (02:06.61) [2]	06:13.36 (02:05.84) [2]	08:24.94 (02:11.58) 02.83	116 Final
3	4	IMP Imperial Coll Jade Hubbard	W IM2 IX	02:02.50 [3]	04:09.49 (02:06.99) [3]	06:17.26 (02:07.77) [3]	08:30.19 (02:12.93) 05.25	116 Final
4	1	ZGA Garda Siochana Breanna Larsen	W IM2 IX	DNA [4]	04:15.97 (04:15.97) [4]	06:25.96 (02:09.99) [4]	08:37.91 (02:11.95) 07.72	
5	6	LRC London RC Lois MacGeachy	W IM2 IX	02:06.59 [5]	04:17.46 (02:10.87) [5]	06:27.24 (02:09.78) [5]	08:38.93 (02:11.69) 01.02	
6	5	ZNU NUI Galway BC Marie Pigott	W IM2 IX	02:10.31 [6]	04:22.17 (02:11.86) [6]	06:31.01 (02:08.84) [6]	08:39.82 (02:08.81) 00.89	

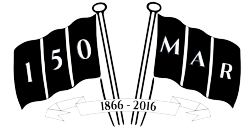
Metropolitan Amateur Regatta (Sat)

Race 80

W IM2 IX Women's Intermediate 2 Single Sculls

Semi-Final 2

3 to F




Posn	Lane	Club		500m	1000m	1500m	Finish	Next
1	3	EXU Exeter Univ Oluwaseun Olusanya	W IM2 IX	01:59.34 [1]	04:05.36 (02:06.02) [1]	06:13.14 (02:07.78) [1]	08:23.49 (02:10.35)	116 Final
2	4	AGE Agecroft RC Helen Leigh	W IM2 IX	02:00.27 [2]	04:07.73 (02:07.46) [2]	06:15.56 (02:07.83) [2]	08:25.85 (02:10.29) 02.36	116 Final
3	2	MIN Minerva Bath RC Alika-Peach Molloy	W IM2 IX	02:00.59 [3]	04:09.08 (02:08.49) [3]	06:19.15 (02:10.07) [3]	08:30.39 (02:11.24) 04.54	116 Final
4	5	LEA Lea RC Amanda Benson-Skailes	W IM2 IX	02:03.59 [5]	04:12.06 (02:08.47) [4]	06:22.79 (02:10.73) [4]	08:32.51 (02:09.72) 02.12	
5	6	WBK Walbrook RC Natasha Gallagher	W IM2 IX	02:02.98 [4]	04:17.71 (02:14.73) [5]	06:28.53 (02:10.82) [5]	08:39.38 (02:10.85) 06.87	
6	1	OXB Oxford Brookes Victoria Norton	W IM2 IX	02:04.61 [6]	04:18.49 (02:13.88) [6]	06:32.53 (02:14.04) [6]	08:49.31 (02:16.78) 09.93	

Metropolitan Amateur Regatta (Sat)

Race 81

W IMI 4X Women's Intermediate I Quad Sculls

Final



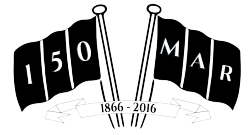
Posn	Lane	Club		500m	1000m	1500m	Finish	Next
1	4	RDU (A) Reading Univ Anna Smart, Loretta Grove, Isabelle Drinkwater, Amy Fuller	W IMI 4X	01:42.25 [1]	03:28.46 (01:46.21) [1]	05:17.16 (01:48.70) [1]	07:04.56 (01:47.40)	
2	2	EXU Exeter Univ Isabel Lingard, Alex Flynn, Lorna Tinkler, Phoebe Campbell	W IMI 4X	01:42.61 [2]	03:30.87 (01:48.26) [2]	05:20.60 (01:49.73) [2]	07:04.56 (01:43.96)	
3	5	UBI Birmingham Univ Joanne Malcolm, Isobel Haig, Anastasia Pywell, Charlotte Morris	W IMI 4X	DNA [4]	03:34.05 (03:34.05) [3]	05:24.24 (01:50.19) [3]	07:11.30 (01:47.06) 06.74	
4	1	NRC Nottingham RC Georgina Grainger, Fleur TavarÃ©, Annie Campbell-Orde, Kate Parsons	W IMI 4X	01:46.68 [5]	03:35.17 (01:48.49) [5]	05:24.74 (01:49.57) [4]	07:13.03 (01:48.29) 01.73	
5	3	ZAA/ ZDT Dublin U Ladies Fruity Phil (ZDT), Aoife Leahy (ZDT), Sally O'Brien (ZDT), Ruth Morris (ZAA)	W IMI 4X	01:45.20 [3]	03:34.47 (01:49.27) [4]	05:25.20 (01:50.73) [5]	07:14.20 (01:49.00) 01.17	
6	6	OXB Oxford Brookes Alice Harper, Megan Pickering, Alex Styles, Madeleine Dobson	W IMI 4X	01:49.25 [6]	03:39.76 (01:50.51) [6]	05:31.37 (01:51.61) [6]	07:18.09 (01:46.72) 03.89	

Metropolitan Amateur Regatta (Sat)

Race 82

IMI 2- Intermediate I Coxless Pairs

Final




Posn	Lane	Club		500m	1000m	1500m	Finish	Next
1	3	ELZ/ STA Elizabethan BC/ Star Club Samuel Butler (STA), Dominik Howald (ELZ)	IMI 2-	01:39.94 [1]	03:25.91 (01:45.97) [1]	05:13.38 (01:47.47) [1]	07:00.47 (01:47.09)	
2	4	ZCR Commercial RC Kevin Coughlan, will hurley	IMI 2-	01:42.74 [3]	03:30.16 (01:47.42) [2]	05:19.99 (01:49.83) [2]	07:09.10 (01:49.11) 08.63	
3	6	HEN Henley RC Brendan Edwards, Leon Redman	IMI 2-	01:42.03 [2]	03:30.76 (01:48.73) [3]	05:20.96 (01:50.20) [3]	07:10.93 (01:49.97) 01.83	
4	1	STA Star Club Benjamin Hunter, Andrew Taylor	IMI 2-	01:47.20 [4]	03:42.89 (01:55.69) [4]	05:39.27 (01:56.38) [4]	07:36.57 (01:57.30) 25.64	
DNS	5	CCS Claire's Court Fred Peck, Charlie Lane	IMI 2-					
DNS	7	ORO Oriol Coll Stevan Boljevic, Iain McGurgan	IMI 2-					

Metropolitan Amateur Regatta (Sat)

Race 83

IMI 2X Intermediate I Double Sculls

Final




Posn	Lane	Club		500m	1000m	1500m	Finish	Next
1	6	ZFS/ ZUC Skibereen RC/ University Coll ... Jake McCarthy (ZFS), David Synnott (ZUC)	IMI 2X	01:39.72 [1]	03:24.92 (01:45.20) [1]	05:10.15 (01:45.23) [1]	06:58.88 (01:48.73)	
2	4	ZGA Garda Siochana Ronan Allen, Damien Kelly	IMI 2X	01:46.52 [5]	03:32.44 (01:45.92) [3]	05:18.41 (01:45.97) [2]	07:07.14 (01:48.73) 08.26	
3	2	SUA Stratford Avon Benjamin Gittus, Edward Lewry	IMI 2X	01:43.77 [3]	03:31.90 (01:48.13) [2]	05:18.90 (01:47.00) [3]	07:09.83 (01:50.93) 02.69	
4	5	NGU Nottingham Univ Richard Dowell, Christopher Brittain	IMI 2X	01:43.42 [2]	03:34.89 (01:51.47) [4]	05:26.36 (01:51.47) [4]	07:21.92 (01:55.56) 12.09	
5	3	WIN (A) Winchester Coll Oliver Le May, Max Temple	IMI 2X	01:45.01 [4]	03:39.42 (01:54.41) [5]	05:28.58 (01:49.16) [5]	07:24.46 (01:55.88) 02.54	
6	1	WIN (B) Winchester Coll Daniel Silcock, Tom Benham-Crosswell	IMI 2X	01:52.53 [6]	07:36.07 (05:43.54) [6]	05:57.96 - [6]	08:08.62 (02:10.66) 44.16	

Metropolitan Amateur Regatta (Sat)

Race 84

ELI 1x Elite Single Sculls

Final




Posn	Lane	Club		500m	1000m	1500m	Finish	Next
1	7	LDR Leander Club Frazier Christie	ELI 1x	01:44.28 [1]	03:31.17 (01:46.89) [1]	05:20.06 (01:48.89) [1]	07:08.23 (01:48.17)	
2	3	ROB Rob Roy BC James Scott	ELI 1x	07:41.59 [5]	03:33.20 - [2]	DNA -	07:11.73 (07:11.73) 03.50	
3	4	ARM Army RC Laurence Wells	ELI 1x	01:48.56 [4]	03:38.27 (01:49.71) [5]	05:27.24 (01:48.97) [4]	07:19.27 (01:52.03) 07.54	
4	6	ULO London Univ Patrick Boomer	ELI 1x	01:46.61 [2]	03:34.17 (01:47.56) [3]	05:25.59 (01:51.42) [3]	07:23.03 (01:57.44) 03.76	
5	5	EHU Edinburgh Univ Gregor Maxwell	ELI 1x	01:47.28 [3]	03:36.77 (01:49.49) [4]	05:28.51 (01:51.74) [5]	07:28.58 (02:00.07) 05.55	
DNS	1	ARM Army RC Stephen Cox	ELI 1x					
DNS	2	OUB Oxford Univ Joshua Bugajski	ELI 1x					

Metropolitan Amateur Regatta (Sat)

Race 85

SEN 4X Senior Quad Sculls

Final




Posn	Lane	Club		500m	1000m	1500m	Finish	Next
1	1	ZCD/ ZFS/ ZSN/ ZUC University Coll Dublin RC/ Ski... Fintan McCarthy (ZFS), Shane O Connell (ZCD), Stephen O Connor (ZUC), Colm Hennessy (ZSN)	SEN 4X	01:29.50 [2]	03:02.05 (01:32.55) [2]	04:38.14 (01:36.09) [2]	06:07.24 (01:29.10)	
2	7	RDU Reading Univ Simon Williamson, Dominic Tope, Sam Twine, Oliver Dix	SEN 4X	01:27.65 [1]	03:00.72 (01:33.07) [1]	04:37.28 (01:36.56) [1]	06:08.17 (01:30.89) 00.93	
3	2	ZYY Tara RC Jack Casey, Sam McKeown, Fionan Crowley, Daniel Buckley	SEN 4X	01:31.02 [3]	03:04.31 (01:33.29) [3]	DNA - [3]	06:16.07 (06:16.07) 07.90	
4	6	NRC Nottingham RC Anthony English, Max Hearnden, Matthew Haywood, Joshua Tolley	SEN 4X	01:32.22 [4]	03:06.81 (01:34.59) [4]	04:41.39 (01:34.58) [4]	06:18.57 (01:37.18) 02.50	
5	3	WBS Windsor Boys Harrison Oliver, Thomas Shewell, Bryn Ellery, Arthur Smith	SEN 4X	01:34.59 [6]	03:11.00 (01:36.41) [5]	04:44.18 (01:33.18) [5]	06:19.95 (01:35.77) 01.38	
6	5	DUB (B) Durham Univ Matthew Roe, Finn Abberton, Neil Connell, Benjamin Evans	SEN 4X	01:33.90 [5]	03:12.27 (01:38.37) [6]	04:48.72 (01:36.45) [6]	06:35.42 (01:46.70) 15.47	
DNS	4	CCS Claire's Court Oliver Costley, Alex Richardson, Finlay Gronmark, Jonathan Cameron	SEN 4X					

Metropolitan Amateur Regatta (Sat)

Race 86

ELI 4- Elite Coxless Fours

Final




Posn	Lane	Club		500m	1000m	1500m	Finish	Next
1	3	TRC Thames RC Oscar Bird, Samuel Furber, Skye Landon, Charles Herbert	ELI 4-	01:30.20 [1]	03:06.60 (01:36.40) [1]	04:42.05 (01:35.45) [1]	06:18.03 (01:35.98)	
2	2	TSS Tideway Sc Sch Stuart Heap, Samuel Barnes, Nathan O Reilly, Adam Lodygowski	ELI 4-	01:32.71 [3]	03:08.84 (01:36.13) [2]	04:44.71 (01:35.87) [2]	06:18.38 (01:33.67) 00.35	
3	6	IMP/ TSS Imperial Coll/ Tideway Sc Sch Tom Broadway (IMP), Daniel Ritchie (IMP), Niall Kenny (TSS), Adam Freeman-Pask (IMP)	ELI 4-	01:32.17 [2]	03:09.50 (01:37.33) [4]	04:44.99 (01:35.49) [3]	06:19.14 (01:34.15) 00.76	
4	4	UTC Upper Thames RC James Hanson, Laurence Manning, William Moorhouse, Jake Davidson	ELI 4-	01:33.74 [4]	03:09.12 (01:35.38) [3]	04:45.29 (01:36.17) [4]	06:21.09 (01:35.80) 01.95	
5	5	LRH Lady Rohesia Alex Robertson, Gregory Edwards, Edward Munno, Will Todd	ELI 4-	01:35.48 [5]	03:19.15 (01:43.67) [5]	05:07.29 (01:48.14) [5]	07:03.98 (01:56.69) 42.89	

Metropolitan Amateur Regatta (Sat)

Race 87

SEN IX Senior Single Sculls

Final



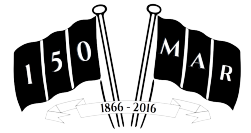
Posn	Lane	Club		500m	1000m	1500m	Finish	Next
1	3	LDR Leander Club Daniel Boddington	SEN IX	01:45.04 [1]	03:35.74 (01:50.70) [1]	05:28.20 (01:52.46) [1]	07:18.22 (01:50.02)	
2	4	BAU Bath Univ Nick Bell	SEN IX	01:45.66 [2]	03:38.00 (01:52.34) [2]	05:29.23 (01:51.23) [2]	07:19.39 (01:50.16) 01.17	
3	6	BUR Burway RC Jack Barrett	SEN IX	01:46.09 [3]	03:38.78 (01:52.69) [3]	05:33.10 (01:54.32) [3]	07:27.35 (01:54.25) 07.96	
4	5	ZUC University Coll Cork RC Andrew Harrington	SEN IX	01:49.22 [5]	03:42.17 (01:52.95) [5]	05:35.51 (01:53.34) [5]	07:28.87 (01:53.36) 01.52	
5	2	STP Stourport BC Luke Grainger	SEN IX	01:48.80 [4]	03:41.10 (01:52.30) [4]	05:34.16 (01:53.06) [4]	07:29.75 (01:55.59) 00.88	
6	1	DAT Dart Totnes ARC Matthew Swiss	SEN IX	01:49.55 [6]	03:44.01 (01:54.46) [6]	05:39.72 (01:55.71) [6]	07:36.26 (01:56.54) 06.51	

Metropolitan Amateur Regatta (Sat)

Race 88

W IM2 8 Women's Intermediate 2 Eights

Final




Posn	Lane	Club		500m	1000m	1500m	Finish	Next
1	4	OXB Oxford Brookes Laura Standley, Aly Vogelzang, Katie Metalli, Sophia Heath, Johanna Gannon, Sarah Bowyer, Mollie Appleton, Lucy Mason, [Cox] Aisling Humphries-Griffiths	W IM2 8	01:42.14 [2]	03:25.32 (01:43.18) [1]	05:09.06 (01:43.74) [1]	06:51.85 (01:42.79)	
2	6	AGE Agecroft RC Megan Andrews, Samara Mohtasham, Terri Maynard, Grace Miller, Kate Silverthorne, Charlotte Grandfield, Alexandra Gardiner, Lucy Bailey, [Cox] Maddie Szekely	W IM2 8	01:41.63 [1]	03:27.14 (01:45.51) [2]	05:11.92 (01:44.78) [2]	06:56.73 (01:44.81) 04.88	
3	5	AKN Auriol Ken Jordan Hobbs, Joanna Innes-Hopkins, Tamara Zwaagstra, Izzy Scott Moncrieff, Katherine Pankhurst, Angela Hitchens, Sophie Horton, Rhian Wood, [Cox] A J James	W IM2 8	01:43.37 [4]	03:27.56 (01:44.19) [3]	05:13.60 (01:46.04) [3]	06:59.93 (01:46.33) 03.20	
4	3	ZCD Dublin U Ladies Sine Kenny, Sarah Matthews, Daisy Callanan, Ruth Gilligan, Kelsey Connolly, Vanessa Connolly, Aoife O Riordan, Jane Coleman, [Cox] Silvia Doherty	W IM2 8	01:44.28 [5]	03:29.73 (01:45.45) [5]	05:14.49 (01:44.76) [4]	07:00.88 (01:46.39) 00.95	
5	2	ZDT Dublin U Ladies Nora Fisher, Jane O Sullivan, Aine Kennedy, Maria Kennedy, Helena Hennessy, Caoimhe Dempsey, Laura McKay, Claire Buttanshaw, [Cox] Niamh Williams	W IM2 8	01:42.68 [3]	03:28.73 (01:46.05) [4]	05:16.02 (01:47.29) [5]	07:04.56 (01:48.54) 03.68	
6	1	STN Staines BC Georgina Watling, Catherine Long, Maddison Shoolbread, Sophie Richards, Claire Couves, Emma Corless, Simone Pilgrim, Maaïke van Agtmaal, [Cox] Ingrid Barnsley	W IM2 8	01:45.85 [6]	03:33.85 (01:48.00) [6]	05:22.23 (01:48.38) [6]	07:10.54 (01:48.31) 05.98	

Metropolitan Amateur Regatta (Sat)

Race 89

IMI 4- Intermediate I Coxless Fours

Final



Posn	Lane	Club		500m	1000m	1500m	Finish	Next
1	3	LRC London RC Matthew Cummings, Matthew Reeder, Nicholas Parnell, Dominic Parnell	IMI 4-	01:34.76 [2]	03:12.53 (01:37.77) [1]	04:40.08 (01:27.55) [1]	06:23.20 (01:43.12)	
2	1	NGU Nottingham Univ Thomas Glover, James Budenberg, Adam Giambrone, Robert Muscroft	IMI 4-	01:34.44 [1]	03:14.59 (01:40.15) [3]	04:52.62 (01:38.03) [3]	06:29.97 (01:37.35) 06.77	
3	5	NRC Nottingham RC Alexander Evangelidis, Stuart Sykes, Ben Farrell, Kenneth Gray	IMI 4-	01:35.60 [3]	03:14.14 (01:38.54) [2]	04:48.92 (01:34.78) [2]	06:31.18 (01:42.26) 01.21	
4	4	EXE Exeter RC Benjamin Chrichard, Robin Stirling, Harry William Shepherd, Paul Minchell	IMI 4-	01:38.18 [5]	03:18.92 (01:40.74) [5]	04:57.12 (01:38.20) [4]	06:35.29 (01:38.17) 04.11	
5	2	MBC Molesey BC Robin Mould, Callum Gathercole, Cledwyn Ellison, Samuel Knight	IMI 4-	01:37.55 [4]	03:17.87 (01:40.32) [4]	04:57.49 (01:39.62) [5]	06:38.28 (01:40.79) 02.99	
DNS	6	TYR Tyrrian Club James Kessell, Andy Matheson, Julian Bubb-Humfries, George Turner	IMI 4-					


Metropolitan Amateur Regatta (Sat)

Race 90

IM3 4+ Intermediate 3 Coxed Fours

Semi-Final 1

3 to F



Posn	Lane	Club		500m	1000m	1500m	Finish	Next
1	4	EXU Exeter Univ Cameron Murray, Peter Sturgess, Adam Brant, James Claxton, [Cox] Sophie Wrixon	IM3 4+	01:39.06 [1]	03:23.05 (01:43.99) [1]	05:05.17 (01:42.12) [1]	06:52.87 (01:47.70)	119 Final
2	3	SPS (A) St Paul's Sch George Dickinson, Alex Langstone-Bolt, Cameron McInroy, Douwe De Graaf, [Cox] Axel De Boissard	IM3 4+	01:42.32 [4]	03:27.62 (01:45.30) [4]	05:10.65 (01:43.03) [3]	06:54.95 (01:44.30) 02.08	119 Final
3	5	SCU Strathclyde U Edward Ayton, David Allison, Hans Fjell, Calum Young, [Cox] Helena Watson	IM3 4+	01:41.18 [3]	03:25.43 (01:44.25) [2]	05:07.11 (01:41.68) [2]	06:55.88 (01:48.77) 00.93	119 Final
4	2	DUB (A) Durham Univ Danylo Gorenkin, Robert Lewis, Joseph Johansen, William Toogood, [Cox] Benjamin Rich	IM3 4+	01:42.68 [5]	03:28.36 (01:45.68) [5]	05:11.33 (01:42.97) [4]	06:58.26 (01:46.93) 02.38	
5	1	KRC Kingston RC Marko Manning, John Coughlan, Edward Davies, Armand Powell, [Cox] Prudence Seaward	IM3 4+	DNA [2]	03:26.05 (03:26.05) [3]	05:11.61 (01:45.56) [5]	06:59.46 (01:47.85) 01.20	
6	6	AKN (A) Auriol Ken Raphael Ricklin, Rob Manning, David Albrecht, Mark Mearing-Smith, [Cox] Theodora Robinson	IM3 4+	01:46.87 [6]	DNA [6]	05:21.64 - (05:21.64) [6]	07:10.36 (01:48.72) 10.90	

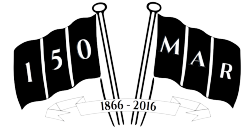
Metropolitan Amateur Regatta (Sat)

Race 91

IM3 4+ Intermediate 3 Coxed Fours

Semi-Final 2

3 to F




Posn	Lane	Club		500m	1000m	1500m	Finish	Next
1	4	WRU Worcester Univ Luke Johnson, James Riach, Sam Eastwood, Ryan Pettifer, [Cox] Lucy Phillips	IM3 4+	01:41.90 [3]	03:27.67 (01:45.77) [2]	05:10.81 (01:43.14) [2]	06:53.83 (01:43.02)	119 Final
2	3	DUB (B) Durham Univ Edward Hicks, Chris Rimmer, Maximilian Neubauer, Finn Connor, [Cox] Emma Silvester	IM3 4+	01:39.17 [1]	03:23.33 (01:44.16) [1]	05:08.44 (01:45.11) [1]	06:54.98 (01:46.54) 01.15	119 Final
3	2	EXE Exeter RC Sam Gilman, Tom Smalley, Simeon Bates, Chad Allery, [Cox] Matthew Maddock	IM3 4+	01:44.43 [4]	03:30.32 (01:45.89) [4]	05:15.97 (01:45.65) [3]	07:02.55 (01:46.58) 07.57	119 Final
4	5	ZPB (A) Presentation College Cathal O Sullivan, Tom Murphy, Alan O Keeffe, Patrick Kennelly, [Cox] Cormac O Connell	IM3 4+	01:41.46 [2]	03:29.81 (01:48.35) [3]	05:17.82 (01:48.01) [4]	07:03.60 (01:45.78) 01.05	
5	1	IMP Imperial Coll Matthew Layton, Zachary Goodwin, Sarunas Driezis, Anthony Voyage, [Cox] Nick Ablitt	IM3 4+	01:46.00 [5]	03:34.72 (01:48.72) [5]	05:21.68 (01:46.96) [5]	07:10.28 (01:48.60) 06.68	
6	6	SPS (B) St Paul's Sch Andrew Mattmoe, Leo Von Malaise, Buster Parr, Max Deering, [Cox] Jonah Lowenstein	IM3 4+	01:46.74 [6]	03:37.50 (01:50.76) [6]	05:25.40 (01:47.90) [6]	07:11.26 (01:45.86) 00.98	

Metropolitan Amateur Regatta (Sat)

Race 92

IM2 8 Intermediate 2 Eights

Final



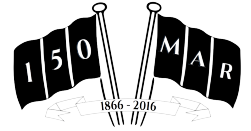
Posn	Lane	Club		500m	1000m	1500m	Finish	Next
1	4	OXB Oxford Brookes Alexander Simmonds, Finnian Lawton, Patrick Magee, Tom Asteriades, Harry Hogan, Felix Lammers, Jacob Anderson, Ted Treasure, [Cox] Alex Wenyon	IM2 8	01:29.10 [1]	02:58.86 (01:29.76) [1]	04:29.34 (01:30.48) [1]	06:00.30 (01:30.96)	
2	3	RAD Radley Coll Louis Hazell, Miles Rowse, James Murrell, Freddie Elwes, Archie McChesney, Max Hobhouse, Joshua Bowesman-Jones, James Brocklebank-Fowler, [Cox] Felix Adams	IM2 8	01:32.40 [5]	03:02.29 (01:29.89) [2]	04:35.26 (01:32.97) [2]	06:07.49 (01:32.23) 07.19	
3	1	HAM Hampton Sch Christopher Zahn, Ollie Stanhope, Rory Gilligan, Jens Clausen, Lewis Owens, Thomas Worthington, Dominic Jackson, Tom Long, [Cox] Charlie Marcus	IM2 8	01:30.41 [4]	03:03.60 (01:33.19) [5]	04:36.09 (01:32.49) [3]	06:09.08 (01:32.99) 01.59	
4	2	AGE Agecroft RC Darren Staniforth, Tristan Hollis, George Holgate, Matthew Baldwin, Michael Jones, Rory O'Neill, Patrick Salmon, Benedict Adey-Johnson, [Cox] Lucy Masters	IM2 8	01:29.73 [3]	03:03.19 (01:33.46) [4]	04:41.39 (01:38.20) [5]	06:10.06 (01:28.67) 00.98	
5	5	WIN Winchester Coll William Passmore, Milford Killian-Dawson, George Baxendale, Robert Boswall, Hugo Durward, Tobias Schr��der, Luke Robinson, Dara Alexander Alizadeh, [Cox] Harry Peters	IM2 8	01:29.38 [2]	03:02.81 (01:33.43) [3]	04:36.69 (01:33.88) [4]	06:10.76 (01:34.07) 00.70	
6	6	KRC Kingston RC Tom Hopkins, Sam Tunbridge, Andrew Bedford, Ivan Zovich, Nick Pepper, Jonathan Webber, Ben Handy, Richard Sharratt, [Cox] Adele Hing	IM2 8	03:19.48 [6]	03:07.02 - [6]	04:43.24 (01:36.22) [6]	06:16.35 (01:33.11) 05.59	

Metropolitan Amateur Regatta (Sat)

Race 93

W IMI 2- Women's Intermediate I Coxless Pairs

Final




Posn	Lane	Club		500m	1000m	1500m	Finish	Next
1	3	LEH Lady E Holles Kirstin Giddy, Celia Matthews	W IMI 2-	01:55.46 [2]	03:54.82 (01:59.36) [1]	05:56.11 (02:01.29) [1]	07:52.08 (01:55.97)	
2	5	PHS/ SES Putney High Sch/ St Edward's S... Emma Andrews (PHS), Tilly Catlin (SES)	W IMI 2-	01:54.96 [1]	03:55.26 (02:00.30) [2]	05:57.42 (02:02.16) [3]	07:56.62 (01:59.20) 04.54	
3	4	TRC Thames RC Victoria Brock, Irene Brits	W IMI 2-	DNA	03:56.27 (03:56.27) [3]	05:56.92 (02:00.65) [2]	07:57.69 (02:00.77) 01.07	
4	6	LEA Lea RC Rachel Lund, Maribel Vasquez Flores	W IMI 2-	01:58.56 [4]	04:00.50 (02:01.94) [4]	06:01.99 (02:01.49) [4]	08:04.64 (02:02.65) 06.95	
5	2	ULO London Univ Rachel Francis, Roxanna Colebatch	W IMI 2-	01:56.34 [3]	04:03.51 (02:07.17) [5]	06:06.44 (02:02.93) [5]	08:09.83 (02:03.39) 05.19	
DNS	1	DUB Durham Univ Kiera Rosenwold, Tessa van Veen	W IMI 2-					

Metropolitan Amateur Regatta (Sat)

Race 94

IM3 IX Intermediate 3 Single Sculls

Final




Posn	Lane	Club		500m	1000m	1500m	Finish	Next
1	4	SAA Star & Arrow Chris Ray	IM3 IX	01:47.79 [1]	03:40.74 (01:52.95) [1]	05:35.56 (01:54.82) [1]	07:34.40 (01:58.84)	
2	5	NOR Norwich RC Edmund Youngs	IM3 IX	01:49.18 [2]	03:42.48 (01:53.30) [2]	05:41.84 (01:59.36) [2]	07:45.03 (02:03.19) 10.63	
3	6	ULO London Univ Stuart Pearce	IM3 IX	01:59.95 [5]	03:53.77 (01:53.82) [5]	05:47.17 (01:53.40) [3]	07:48.28 (02:01.11) 03.25	
4	1	HEN Henley RC Stan Wouter Admiraal	IM3 IX	01:53.77 [4]	03:50.09 (01:56.32) [4]	05:53.10 (02:03.01) [5]	07:50.95 (01:57.85) 02.67	
5	3	NRC Nottingham RC Samuel Panter	IM3 IX	01:53.22 [3]	03:47.70 (01:54.48) [3]	05:47.95 (02:00.25) [4]	07:51.60 (02:03.65) 00.65	
6	2	DUB Durham Univ James Newton	IM3 IX	06:25.84 [6]	DNA - [6]	06:00.05 (06:00.05) [6]	07:59.50 (01:59.45) 07.90	

Metropolitan Amateur Regatta (Sat)

Race 95

W SEN IX Women's Senior Single Sculls

Final




Posn	Lane	Club		500m	1000m	1500m	Finish	Next
1	5	DEB Deben RC Katy Wilkinson-Feller	W SEN IX	01:55.02 [1]	03:56.94 (02:01.92) [1]	06:00.00 (02:03.06) [1]	08:02.33 (02:02.33)	
2	4	TRC Thames RC Meghann Jackson	W SEN IX	01:56.59 [3]	DNA - [2]	06:06.05 (06:06.05) [2]	08:10.74 (02:04.69) 08.41	
3	3	NRC Nottingham RC Primrose Wilkins	W SEN IX	01:56.24 [2]	04:01.95 (02:05.71) [3]	06:10.19 (02:08.24) [3]	08:18.76 (02:08.57) 08.02	
4	2	DUB Durham Univ Rosalind Wilson	W SEN IX	01:56.94 [4]	04:02.85 (02:05.91) [4]	06:13.63 (02:10.78) [4]	08:23.83 (02:10.20) 05.07	
5	1	SAA Star & Arrow Alice White	W SEN IX	01:58.67 [5]	04:06.96 (02:08.29) [5]	06:16.68 (02:09.72) [5]	08:25.31 (02:08.63) 01.48	
6	6	IMP Imperial Coll Jade Hubbard	W SEN IX	02:03.13 [6]	04:12.37 (02:09.24) [6]	06:23.39 (02:11.02) [6]	08:36.05 (02:12.66) 10.74	

Metropolitan Amateur Regatta (Sat)

Race 96

Elite/Senior Double Sculls

Final




Posn	Lane	Club		500m	1000m	1500m	Finish	Next
1	2	EHU Edinburgh Univ Gavin Horsburgh, Matthew Curtis	ELI 2x	01:35.60 [1]	03:16.60 (01:41.00) [1]	04:58.43 (01:41.83) [1]	06:43.50 (01:45.07)	
1	5	ZFS/ ZUC Skibereen RC/ University Coll ... Jake McCarthy (ZFS), David Synnott (ZUC)	SEN 2X	01:44.02 [6]	03:30.82 (01:46.80) [6]	05:16.56 (01:45.74) [5]	07:02.57 (01:46.01) 19.07	
2	4	BEX/ TSS Bexhill ARC/ Tideway Sc Sch Mark Mitchell (BEX), Tim Male (TSS)	ELI 2x	01:37.35 [2]	03:20.60 (01:43.25) [2]	05:03.89 (01:43.29) [2]	06:47.30 (01:43.41)	
3	1	TSS (B) Tideway Sc Sch Kieran Brown, Sean Blake	ELI 2x	01:39.70 [3]	03:23.37 (01:43.67) [3]	DNA - [3]	06:51.05 (06:51.05) 03.75	
4	3	TSS (A) Tideway Sc Sch Marcus Jonas, James Dunley	ELI 2x	01:40.86 [4]	03:25.20 (01:44.34) [4]	05:08.44 (01:43.24) [4]	06:52.20 (01:43.76) 01.15	
6	7	UTC Upper Thames RC Adam Rennie, W Hoodless	SEN 2X	01:43.72 [5]	03:30.06 (01:46.34) [5]	05:17.20 (01:47.14) [6]	07:04.04 (01:46.84) 11.84	
7	6	CLR Cambridge U Lwt Jamie Brown, Sam Philpott	SEN 2X	01:49.06 [7]	03:44.05 (01:54.99) [7]	DNA -	DNA -	

Metropolitan Amateur Regatta (Sat)

Race 96

Elite/Senior Double Sculls

Final




Previous race not raced

Metropolitan Amateur Regatta (Sat)

Race 97

Women's Combined Coxless Fours

Final




Posn	Lane	Club		500m	1000m	1500m	Finish	Next
1	2	GHP/ GLS Glos Hartpury/ Glasgow Schools India Somerside (GLS), Bryony Lawrence (GHP), Frances Russell (GHP), Alex Rankin (GLS)	W ELI 4-	01:43.86 [2]	03:29.99 (01:46.13) [1]	05:16.48 (01:46.49) [1]	07:02.57 (01:46.09)	
1	4	MBC/ NRC Molesey BC/ Nottingham RC Katie Bartlett (NRC), Lucy Primmer (MBC), Victoria Watts (MBC), Ruth Whyman (MBC)	W SEN 4-	01:42.80 [1]	03:31.44 (01:48.64) [2]	05:19.60 (01:48.16) [2]	07:10.72 (01:51.12) 08.15	
1	6	ZCD Dublin U Ladies Eimear Lambe, Aileen Crowley, Siofra Bennett, Kara O Connor	W IMI 4-	01:47.71 [3]	03:45.01 (01:57.30) [6]	05:31.61 (01:46.60) [4]	07:22.46 (01:50.85) 11.74	
4	3	TRC Thames RC Harriet Broad, Eleanor Fielding, Sarah Fabes, Lowenna Coad	W SEN 4-	01:48.50 [4]	03:39.46 (01:50.96) [4]	05:31.29 (01:51.83) [3]	07:23.83 (01:52.54) 01.37	
5	1	LEA Lea RC Lizzie Chapman, Rose Linden, Emmy Urquhart, Felicity Shelley	W ELI 4-	01:49.70 [6]	03:42.20 (01:52.50) [5]	05:37.91 (01:55.71) [5]	07:33.95 (01:56.04) 10.12	
6	7	ZCR Commercial RC Sinead Dolan, martina bracken, anne o leary, edel gary	W IMI 4-	01:49.10 [5]	03:47.62 (01:58.52) [7]	05:40.58 (01:52.96) [6]	07:35.04 (01:54.46) 01.09	
7	5	TSS Tideway Sc Sch Kate Grose, Caroline Matthews, Judith Schulz, Andrea Finn	W IMI 4-	01:50.46 [7]	03:38.02 (01:47.56) [3]	05:47.24 (02:09.22) [7]	07:48.41 (02:01.17) 13.37	

Metropolitan Amateur Regatta (Sat)

Race 97

Women's Combined Coxless Fours

Final




Previous race not raced

Metropolitan Amateur Regatta (Sat)

Race 98

IMI IX Intermediate I Single Sculls

Final




Posn	Lane	Club		500m	1000m	1500m	Finish	Next
1	1	ZUC University Coll Cork RC Andrew Harrington	IMI IX	01:51.98 [3]	03:46.50 (01:54.52) [2]	05:40.73 (01:54.23) [2]	07:33.35 (01:52.62)	
2	2	NOR Norwich RC Sebastian Matthews	IMI IX	01:49.78 [1]	03:49.87 (02:00.09) [4]	05:40.37 (01:50.50) [1]	07:35.82 (01:55.45) 02.47	
3	4	TRC Thames RC Thomas Harvey	IMI IX	01:51.44 [2]	03:47.92 (01:56.48) [3]	05:43.63 (01:55.71) [3]	07:42.41 (01:58.78) 06.59	
4	6	UTC Upper Thames RC Jack Thompson	IMI IX	01:55.00 [5]	03:51.86 (01:56.86) [5]	05:49.68 (01:57.82) [4]	07:47.22 (01:57.54) 04.81	
5	3	ZGA Garda Siochana Damien Kelly	IMI IX	01:53.05 [4]	03:44.83 (01:51.78) [1]	05:49.91 (02:05.08) [5]	07:47.49 (01:57.58) 00.27	
DNS	5	ZCD University Coll Dublin RC Andrew Goff	IMI IX					

Metropolitan Amateur Regatta (Sat)

Race 99

IMI 4X Intermediate I Quad Sculls

Final




Posn	Lane	Club		500m	1000m	1500m	Finish	Next
1	2	OXB (A) Oxford Brookes Daniel Wilkinson, Oliver Hayward, Gareth Syphas, Oliver Morgan	IMI 4X	01:34.35 [5]	03:07.09 (01:32.74) [1]	04:42.22 (01:35.13) [1]	06:18.31 (01:36.09)	
2	4	OXB (B) Oxford Brookes Simon Kerswell-Jensen, Christopher Tebb, Joseph Guppy, Patrick Tawns	IMI 4X	01:31.99 [2]	DNA - [2]	04:45.10 (04:45.10) [2]	06:21.28 (01:36.18) 02.97	
3	5	DUB (A) Durham Univ Alexander Fisher, James Vogel, Ben Weston, Zak Trigg	IMI 4X	01:33.35 [3]	03:08.50 (01:35.15) [3]	04:45.90 (01:37.40) [3]	06:21.87 (01:35.97) 00.59	
4	3	UBI Birmingham Univ William White, Finn Sprackling, Patrick Wright, Ollie Clarke	IMI 4X	01:33.95 [4]	03:09.38 (01:35.43) [4]	04:46.78 (01:37.40) [4]	06:23.48 (01:36.70) 01.61	
5	6	RDU (A) Reading Univ Corey McDowell, Franklin Hamilton, James Mackins, Ross Anthony Porter	IMI 4X	01:31.52 [1]	DNA - [5]	04:47.54 (04:47.54) [5]	06:24.14 (01:36.60) 00.66	
6	1	TSS Tideway Sc Sch Jack Keech, Paul Bruce, Rob Hogan, Tom Jenkins	IMI 4X	01:35.40 [6]	03:09.76 (01:34.36) [5]	04:52.04 (01:42.28) [6]	06:30.01 (01:37.97) 05.87	

Metropolitan Amateur Regatta (Sat)

Race 100

W IMI 2X Women's Intermediate Double Sculls

Final




Posn	Lane	Club		500m	1000m	1500m	Finish	Next
1	5	RDG Reading RC Zoe Taylor, Laura Meridew	W IMI 2X	01:52.01 [1]	03:48.28 (01:56.27) [1]	05:45.65 (01:57.37) [1]	07:38.79 (01:53.14)	
2	3	ULO London Univ Lottie Bruce, Emma Reiser	W IMI 2X	01:53.11 [3]	03:49.77 (01:56.66) [2]	05:48.37 (01:58.60) [2]	07:45.77 (01:57.40) 06.98	
3	4	TSS Tideway Sc Sch Rhona MacCallum, Catherine O Riordan	W IMI 2X	01:53.77 [4]	03:51.56 (01:57.79) [4]	05:50.33 (01:58.77) [4]	07:45.98 (01:55.65) 00.21	
4	1	AGE Agecroft RC Georgina Grandfield, Sophie Reynolds	W IMI 2X	01:54.69 [5]	03:52.01 (01:57.32) [5]	DNA - [3]	07:47.75 (07:47.75) 01.77	
5	6	NRC Nottingham RC Samantha Dartnall, Kerryn Meston	W IMI 2X	01:55.70 [6]	DNA - [6]	05:52.96 (05:52.96) [6]	07:52.72 (01:59.76) 04.97	
6	2	UYO York Univ Faye Baillie, Steph Clutterbuck	W IMI 2X	01:52.58 [2]	03:51.07 (01:58.49) [3]	05:51.67 (02:00.60) [5]	12:35.89 (06:44.22) 04:43.17	

Metropolitan Amateur Regatta (Sat)

Race 101

IM2 4- Intermediate 2 Coxless Fours

Final




Posn	Lane	Club		500m	1000m	1500m	Finish	Next
1	2	WRR Worcester RC Timothy Woodman, Damien Bradley, Thomas Selby, David Hopkins	IM2 4-	01:34.69 [1]	03:13.51 (01:38.82) [1]	04:52.12 (01:38.61) [1]	06:29.82 (01:37.70)	
2	3	ZNU NUI Galway BC Aidan Kinneen, Martin Laffey, Richard O Hagen, Jack Bennett	IM2 4-	01:35.44 [2]	03:14.29 (01:38.85) [2]	04:53.35 (01:39.06) [2]	06:33.15 (01:39.80) 03.33	
3	4	NWK Newark RC Chris Graves, Oliver Saunders, Michael Skoyles, Nathan Whitehead	IM2 4-	01:39.57 [4]	03:20.94 (01:41.37) [3]	05:02.26 (01:41.32) [3]	06:41.37 (01:39.11) 08.22	
4	5	NRC Nottingham RC Matthew Bowles, Daniel Roe, Stephen Bennett, Raphaël Formarier	IM2 4-	01:38.85 [3]	03:21.83 (01:42.98) [4]	05:04.11 (01:42.28) [4]	06:47.27 (01:43.16) 05.90	
5	6	LRC (A) London RC Rory Corbett, Lucas Vitale, Paul Crewe, Hugo Storey	IM2 4-	01:42.34 [6]	03:26.75 (01:44.41) [6]	05:11.28 (01:44.53) [5]	06:53.34 (01:42.06) 06.07	
6	1	TYR Tyrian Club James Kessell, Andy Matheson, Julian Bubb-Humfries, George Turner	IM2 4-	01:41.36 [5]	03:26.39 (01:45.03) [5]	05:12.83 (01:46.44) [6]	06:58.51 (01:45.68) 05.17	

Metropolitan Amateur Regatta (Sat)

Race 102

WIMI IX Women's Intermediate I Single Sculls

Final



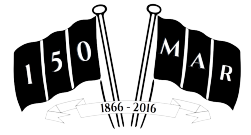
Posn	Lane	Club		500m	1000m	1500m	Finish	Next
1	3	TRC Thames RC Sophie Theodorou	WIMI IX	01:58.68 [1]	DNA - [1]	01:10.01 (01:10.01) [1]	08:15.03 (07:05.02)	
2	6	PBD Poplar B&D Andrea Stock	WIMI IX	02:00.24 [4]	DNA - [2]	06:09.42 (06:09.42) [2]	08:18.56 (02:09.14) 03.53	
3	5	TSS Tideway Sc Sch Rachael Davies	WIMI IX	01:59.81 [3]	DNA - [5]	06:12.09 (06:12.09) [3]	08:19.34 (02:07.25) 00.78	
4	1	GRF Greenbank Sarah E Lewis	WIMI IX	02:01.54 [5]	DNA - [4]	06:13.76 (06:13.76) [5]	08:20.09 (02:06.33) 00.75	
5	4	CAM Cambridge City Sarah Stafford Airey	WIMI IX	01:59.35 [2]	DNA - [3]	06:13.53 (06:13.53) [4]	08:20.90 (02:07.37) 00.81	
DNS	2	LRC London RC Lois MacGeachy	WIMI IX					

Metropolitan Amateur Regatta (Sat)

Race 103

ELI 2- Elite Coxless Pairs

Final




Posn	Lane	Club		500m	1000m	1500m	Finish	Next
1	5	ULO (E) London Univ Joshua Kent, Patrick Sullivan	ELI 2-	01:39.20 [1]	03:23.13 (01:43.93) [1]	05:09.18 (01:46.05) [1]	06:54.73 (01:45.55)	
2	7	ULO (D) London Univ Matthew Bedford, Guy Screaton	ELI 2-	01:41.82 [3]	03:27.04 (01:45.22) [2]	05:16.69 (01:49.65) [2]	07:00.93 (01:44.24) 06.20	
3	1	ULO (B) London Univ Richard Clarke, Charles Middleton	ELI 2-	01:41.29 [2]	03:28.12 (01:46.83) [3]	05:16.99 (01:48.87) [3]	07:04.65 (01:47.66) 03.72	
4	2	ULO (F) London Univ Timothy Wilkinson, Max Townley	ELI 2-	01:43.44 [4]	03:31.99 (01:48.55) [4]	05:23.63 (01:51.64) [4]	07:12.96 (01:49.33) 08.31	
5	6	ULO (C) London Univ Edward Surman, James Ives	ELI 2-	01:46.19 [6]	03:37.04 (01:50.85) [6]	05:24.11 (01:47.07) [5]	07:15.10 (01:50.99) 02.14	
6	3	ULO (A) London Univ William Doran, James Richards	ELI 2-	01:45.03 [5]	03:33.58 (01:48.55) [5]	05:27.20 (01:53.62) [6]	07:20.12 (01:52.92) 05.02	
7	4	NRC Nottingham RC Mark Anthony Jinks, Robert Jephcote	ELI 2-	01:48.95 [7]	03:45.38 (01:56.43) [7]	05:41.95 (01:56.57) [7]	07:42.98 (02:01.03) 22.86	

Metropolitan Amateur Regatta (Sat)

Race 104

SEN 2- Senior Coxless Pairs

Final



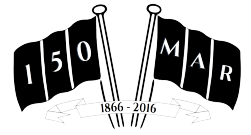
Posn	Lane	Club		500m	1000m	1500m	Finish	Next
1	3	ULO London Univ Ben Freeman, Hendrik Kroon	SEN 2-	01:41.09 [1]	03:28.01 (01:46.92) [1]	05:21.80 (01:53.79) [1]	07:14.37 (01:52.57)	
2	4	CNN Cambridge 99 Helge Dietert, Nicholas Thorn	SEN 2-	01:42.72 [2]	03:33.28 (01:50.56) [2]	05:23.88 (01:50.60) [2]	07:15.48 (01:51.60) 01.11	
3	2	SIP Sport Imperial Adam Seward, Sebastian de Trafford	SEN 2-	01:43.37 [3]	03:35.12 (01:51.75) [3]	05:26.98 (01:51.86) [3]	07:20.45 (01:53.47) 04.97	
4	5	COX Oxford City Peter Kerswell-Jensen, Malcolm Nisbet	SEN 2-	01:46.47 [4]	03:38.05 (01:51.58) [4]	05:31.53 (01:53.48) [4]	07:23.80 (01:52.27) 03.35	

Metropolitan Amateur Regatta (Sat)

Race 105

W ELI IX Women's Elite Single Sculls

Final




Posn	Lane	Club		500m	1000m	1500m	Finish	Next
1	5	LDR Leander Club Emily Carmichael	W ELI IX	01:55.44 [1]	03:55.07 (01:59.63) [1]	05:56.11 (02:01.04) [1]	08:00.28 (02:04.17)	
2	4	ULO London Univ Suzi Perry	W ELI IX	01:57.50 [3]	03:58.58 (02:01.08) [3]	06:01.50 (02:02.92) [3]	08:06.45 (02:04.95) 06.17	
3	3	EHU Edinburgh Univ Robyn Hart-Winks	W ELI IX	01:56.14 [2]	03:56.86 (02:00.72) [2]	06:00.70 (02:03.84) [2]	08:14.72 (02:14.02) 08.27	
DNS	2	TSS Tideway Sc Sch Georgia Miansarow	W ELI IX					

Metropolitan Amateur Regatta (Sat)

Race 106

IM2 4+ Intermediate 2 Coxed Fours

Final




Posn	Lane	Club		500m	1000m	1500m	Finish	Next
1	2	ZUC University Coll Cork RC Steven Murphy, Tomás Power, Brian Keohane, David Keohane, [Cox] Rachel O Leary	IM2 4+	01:37.84 [1]	03:20.13 (01:42.29) [1]	05:03.28 (01:43.15) [1]	06:48.31 (01:45.03)	
2	4	USU Surrey Univ Adam Miller, Jonas Butvilas, Alex Law, Kieran Dibley, [Cox] Victoria Angus	IM2 4+	01:38.55 [2]	03:21.24 (01:42.69) [2]	05:04.58 (01:43.34) [2]	06:49.73 (01:45.15) 01.42	
3	1	TRC Thames RC Oliver Woods, Thomas Symons, Rory O'Brien, Matthew Brooke, [Cox] Jennifer Wainer	IM2 4+	01:41.86 [3]	03:25.15 (01:43.29) [3]	05:07.51 (01:42.36) [3]	06:53.01 (01:45.50) 03.28	
4	5	LDR/ NRC/ ULO/ UTC Leander Club/ Nottingham RC/ L... Grace Clough (NRC), Daniel Brown (UTC), Pamela Relph (LDR), James Fox (ULO), [Cox] Matilda Horn (ULO)	IM2 4+	01:43.18 [4]	03:27.45 (01:44.27) [4]	05:12.69 (01:45.24) [4]	06:58.63 (01:45.94) 05.62	
5	6	CAB Cantabrigian RC James Quarrington, James Adams, Geoffrey Grimwood, Ricardo Herreros-Symons, [Cox] Amy Henfrey	IM2 4+	01:44.32 [6]	03:30.26 (01:45.94) [6]	05:16.28 (01:46.02) [6]	06:58.95 (01:42.67) 00.32	
6	3	DUB (B) Durham Univ Danylo Gorenkin, Robert Lewis, Joseph Johansen, William Toogood, [Cox] Benjamin Rich	IM2 4+	01:43.90 [5]	03:29.36 (01:45.46) [5]	05:14.37 (01:45.01) [5]	07:03.07 (01:48.70) 04.12	

Metropolitan Amateur Regatta (Sat)

Race 107

IM2 IX Intermediate 2 Single Sculls

Final




Posn	Lane	Club		500m	1000m	1500m	Finish	Next
1	3	MIN Minerva Bath RC Matt Jenner	IM2 IX	01:49.96 [2]	03:46.80 (01:56.84) [1]	05:46.66 (01:59.86) [1]	07:35.51 (01:48.85)	
2	2	DUB Durham Univ Stephen Griffiths	IM2 IX	01:54.53 [4]	03:53.27 (01:58.74) [4]	05:47.96 (01:54.69) [2]	07:40.13 (01:52.17) 04.62	
3	6	LRC London RC Dominic Wilson	IM2 IX	DNA [6]	03:53.69 (03:53.69) [5]	05:49.07 (01:55.38) [3]	07:42.14 (01:53.07) 02.01	
4	4	ZDU Dublin University BC Scott Addison	IM2 IX	01:52.66 [3]	03:51.30 (01:58.64) [3]	05:50.22 (01:58.92) [4]	07:46.58 (01:56.36) 04.44	
5	1	TSS Tideway Sc Sch Edward Beckett	IM2 IX	01:55.79 [5]	03:56.08 (02:00.29) [6]	05:53.40 (01:57.32) [5]	07:50.71 (01:57.31) 04.13	
6	5	STA Star Club David Kempzell	IM2 IX	01:46.56 [1]	03:49.53 (02:02.97) [2]	05:55.45 (02:05.92) [6]	08:03.90 (02:08.45) 13.19	

Metropolitan Amateur Regatta (Sat)

Race 108

Women's Elite/Senior Coxed Fours

Final



Posn	Lane	Club		500m	1000m	1500m	Finish	Next
1	2	ULO (A) London Univ Charlotte Hodgkins-Byrne, Fionnuala Gannon, Ailish Sheehan, Alessandra French, [Cox] Bethany Welch	W ELI 4+	01:44.24 [1]	03:34.38 (01:50.14) [1]	05:26.57 (01:52.19) [1]	07:19.45 (01:52.88)	
1	4	TRC Thames RC Chantelle Miller, Marieke Bal, Jordan Cole-Hossain, Cayley Firth, [Cox] Natalie Kernan	W SEN 4+	01:49.46 [4]	03:41.37 (01:51.91) [4]	05:34.47 (01:53.10) [4]	07:26.23 (01:51.76) 06.78	
3	5	ULO (B) London Univ Kate Wagstaff, Catherine Ador, Maud Moir, Georgia Statham, [Cox] Megan Neville	W SEN 4+	01:47.65 [2]	03:39.54 (01:51.89) [2]	05:32.22 (01:52.68) [2]	07:26.67 (01:54.45) 00.44	
4	3	NEW Newcastle Univ Natasha Harris-White, Grace Hockenhill, Kelsey Stoddart, Georgia Mulraine, [Cox] Charlotte Hill	W ELI 4+	01:49.09 [3]	03:40.88 (01:51.79) [3]	05:33.63 (01:52.75) [3]	07:28.35 (01:54.72) 01.68	

Metropolitan Amateur Regatta (Sat)

Race 108

Women's Elite/Senior Coxed Fours

Final



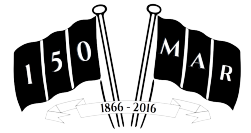
Previous race not raced

Metropolitan Amateur Regatta (Sat)

Race 109

W IM2 4+ Women's Intermediate 2 Coxed Fours

Final



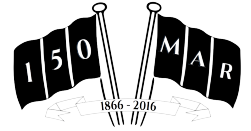
Posn	Lane	Club		500m	1000m	1500m	Finish	Next
1	3	LEA Lea RC Erica Golland, Christine Stokes, Lucy Stackpool-Moore, Rebecca Minnich, [Cox] Nicola Shepherd	W IM2 4+	01:51.00 [2]	03:47.46 (01:56.46) [1]	05:43.71 (01:56.25) [1]	07:37.79 (01:54.08)	
2	1	WRU Worcester Univ Sophie Everett, Hayley Arthrell, Amy Freeman, Katinka Ernst, [Cox] Rachael Elmes	W IM2 4+	01:50.23 [1]	03:49.75 (01:59.52) [2]	05:44.73 (01:54.98) [2]	07:40.34 (01:55.61) 02.55	
3	2	VRC Vesta RC Anna Lavelle, Charlotte Lennox, Sally Trump, Kate Thorne, [Cox] Robyn Lewis	W IM2 4+	01:51.93 [3]	03:51.74 (01:59.81) [3]	05:49.12 (01:57.38) [3]	07:47.75 (01:58.63) 07.41	
4	4	TRC Thames RC Katrine Eskander, Anna Louise Vickery, Charlotte Orrell, Kate Macleod, [Cox] Alastair Jackson	W IM2 4+	01:54.74 [4]	03:56.34 (02:01.60) [4]	05:57.21 (02:00.87) [4]	07:48.50 (01:51.29) 00.75	
5	6	ZNU NUI Galway BC Sarah Blaney, Connie Barry, Sadhbh O Connor, Ellen Ormsby, [Cox] Eimear Keane	W IM2 4+	01:57.46 [7]	04:02.79 (02:05.33) [6]	05:58.17 (01:55.38) [5]	07:59.27 (02:01.10) 10.77	
6	7	FSC Furnivall SC Lenne Lillepuu, Christina Thorp, Charlotte Burns, Helen Carswell, [Cox] Sarah Mazza	W IM2 4+	01:55.99 [6]	03:57.54 (02:01.55) [5]	06:08.49 (02:10.95) [6]	08:00.09 (01:51.60) 00.82	
7	5	AKN Auriol Ken Louise Foster, Megan Garner, Charlotte Watts, Catherine Edwards, [Cox] A J James	W IM2 4+	01:55.31 [5]	08:52.40 (06:57.09) [7]	07:32.64 - [7]	09:06.10 (01:33.46) 01:06.01	

Metropolitan Amateur Regatta (Sat)

Race 110

IM3 8 Intermediate 3 Eights

Final



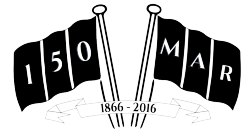
Posn	Lane	Club		500m	1000m	1500m	Finish	Next
1	4	OXB Oxford Brookes Thomas Scales, Timothy Cairns, Piran Speed, Hector Butcher, Toby Seely, Adam Langton, Jacob Anderson, Fred Whittaker, [Cox] Katy Ward	IM3 8	01:33.38 [3]	03:08.87 (01:35.49) [2]	04:41.44 (01:32.57) [1]	06:15.28 (01:33.84)	
2	3	RBL Rdg Blue Coat Josh Smith, Marcus Smith, Toby Bryant, Ben Grainger, Alex Miles, Mathew Rees, Joe Bright, Lawrence Young, [Cox] Samuel Leach	IM3 8	01:33.87 [4]	03:08.87 (01:35.00) [3]	04:42.35 (01:33.48) [2]	06:17.28 (01:34.93) 02.00	
3	2	UWE W England Univ Callum Jones, Andreas Hicks, Edward Dean, Charlie Evans, Aghaude Amadi, Marek Simonik, Luke Wertheim, Luke Gowland, [Cox] Gracie Bolton	IM3 8	01:33.00 [2]	03:07.64 (01:34.64) [1]	04:42.35 (01:34.71) [3]	06:18.10 (01:35.75) 00.82	
4	1	HAM Hampton Sch Matthew Hamilton, Alex Hickmott, Tristan Taylor, Harry Fieldhouse, Thomas Farrand, Bryn Hassan, George Nelson, Charlie Sandford, [Cox] Kristian Tombs	IM3 8	01:35.35 [6]	03:09.76 (01:34.41) [5]	04:44.71 (01:34.95) [4]	06:18.97 (01:34.26) 00.87	
5	5	IMP Imperial Coll Paul Lietar, Vitaliy Delve, Ben Hambrook, Anthony Voyage, Thomas Burnell, Lawrence Jones, Jonathon Baird, Alister Fraser, [Cox] Catherine Bowden	IM3 8	01:32.58 [1]	03:09.27 (01:36.69) [4]	04:45.67 (01:36.40) [5]	06:21.09 (01:35.42) 02.12	
6	6	ZDU (A) Dublin University BC Adam Keogh, William Eddershaw, Maxime Pinault, Monty Badger, Matthew Mitchell, Jasper Pickersgill, Art Coyne, Mark Quigely, [Cox] Conor Keogh	IM3 8	01:34.75 [5]	03:11.55 (01:36.80) [6]	04:47.56 (01:36.01) [6]	06:27.05 (01:39.49) 05.96	

Metropolitan Amateur Regatta (Sat)

Race III

SEN 8 Senior Eights

Final



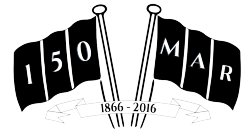
Posn	Lane	Club		500m	1000m	1500m	Finish	Next
1	7	ETN Eton Coll Charles Pearson, Magnus Burgess-Smith, Richard St Pier, Benedict Aldous, Patrick Adams, Oscar Lindsay, David Bewicke-Copley, Felix Drinkall, [Cox] George Cozens	SEN 8	01:27.09 [2]	02:56.82 (01:29.73) [1]	04:26.93 (01:30.11) [1]	05:56.69 (01:29.76)	
2	2	SPS St Paul's Sch Alexander Waller, Sebastian Benzecry, Alfred Jacquemot, Alex Langstone-Bolt, Bertie Woodward-Fisher, David Ambler, Frederick Davidson, Casper Woods, [Cox] Vlad Saigau	SEN 8	01:28.55 [3]	02:58.96 (01:30.41) [3]	04:29.40 (01:30.44) [3]	05:58.86 (01:29.46) 02.17	
3	3	ZCR Commercial RC Colm Dowling, Luke Acheson, Raphael Peguet, Shane MC eoin, Fionnan Groome, Neil Gahan, Dave Joyce, Dominic Burke, [Cox] Maeve Crockett	SEN 8	01:26.32 [1]	02:57.14 (01:30.82) [2]	04:28.05 (01:30.91) [2]	05:59.70 (01:31.65) 00.84	
4	6	ZDU Dublin University BC Michael Corcoran, Adam Browne, David Butler, Mark Kelly, Josh Norton, Patrick Moreau, Alex Mc Ellroy, Liam Hawkes, [Cox] Cian Flynn	SEN 8	01:30.06 [4]	03:00.57 (01:30.51) [4]	04:31.85 (01:31.28) [4]	06:04.59 (01:32.74) 04.89	
5	5	QBC Quintin BC Matthew Denley, Sean Moneley, Alexander Miller, Max Murdock, Adam Dracott, Robert Williams, Mark Chatwin, Michael Ewing, [Cox] Rebekah Edgar	SEN 8	01:30.70 [5]	03:03.28 (01:32.58) [5]	04:33.22 (01:29.94) [5]	06:05.92 (01:32.70) 01.33	
6	4	WBS Windsor Boys Luke Bartoletti, Thomas Shewell, Edward Laws, Alex Laws, Sam Bodkin, Isaac Workman, William Jacobs, Daniel Loughran, [Cox] William Denegri	SEN 8	01:33.70 [6]	03:11.78 (01:38.08) [6]	04:51.27 (01:39.49) [6]	06:26.13 (01:34.86) 20.21	
DNS	1	WES Westminster Sch Oswald Stocker, Alexander Green, Henry Jones, Nicholas Plaut, Reginald Mitchell, Oskar Arzt-Jones, James Plaut, Edward Bentley, [Cox] Matthew Holland	SEN 8					

Metropolitan Amateur Regatta (Sat)

Race 113

W IM3 8 Women's Intermediate 3 Eights

Final




Posn	Lane	Club		500m	1000m	1500m	Finish	Next
1	3	DUB Durham Univ Francesca Quinn, Kate Lillington, Georgina Douglas, Helena Barton, Tessa van Veen, Molly Probert, Katy McDonald, Olivia Howes, [Cox] Abigail Riley	W IM3 8	01:43.23 [1]	03:29.42 (01:46.19) [1]	05:16.72 (01:47.30) [1]	07:05.02 (01:48.30)	
2	4	UBR (A) Bristol Univ Charlotte Rogers, Josie Bradford, Nicola Haynes, Sally Elphick, Jessica Pope, Phoebe Beer, Alice Davies, Antonina Dembinska-Kenner, [Cox] Sophia Margetts	W IM3 8	01:45.63 [3]	03:34.53 (01:48.90) [3]	05:21.76 (01:47.23) [2]	07:10.06 (01:48.30) 05.04	
3	2	SOU S'hampton Univ Ruth Forrest, Sarah Mercer, Laura Sage, Imogen Adshead, Emily Marshall, Flora O'Brien, Victoria Jessett, Emma Tixerant, [Cox] Hannah Watson	W IM3 8	01:45.17 [2]	03:33.83 (01:48.66) [2]	05:24.90 (01:51.07) [3]	07:15.91 (01:51.01) 05.85	
4	5	EXU Exeter Univ Ruth Hodges, Tatiana Guinness, Julia James, Amy Clegg, Eleanor Hayes, Imogen Walker, Nathalie Rappaport, Livvy Moorey, [Cox] Nancy Newberry	W IM3 8	01:47.46 [5]	03:37.00 (01:49.54) [4]	05:27.62 (01:50.62) [4]	07:18.14 (01:50.52) 02.23	
5	1	BOU Bournemouth Un Dilys Florian Latham, Jennifer Rose, Amy-Grace White, Gabrielle Rowsell, Jessica Chatfield, Betty Glover, Emma Burton, Annabel Laity, [Cox] Christie Tsioupra	W IM3 8	01:46.94 [4]	03:39.56 (01:52.62) [6]	05:30.80 (01:51.24) [6]	07:18.42 (01:47.62) 00.28	
6	6	ZUC University Coll Cork RC Aoife Carroll, Deirdre Keena, Katie Nagle, Aisling McDonald, Niamh O Mahony, Clodagh Scannell, Linda Murphy, Fiona O Keefe, [Cox] Kevin Daly	W IM3 8	01:48.06 [6]	03:38.12 (01:50.06) [5]	05:29.50 (01:51.38) [5]	DNA -	

Metropolitan Amateur Regatta (Sat)

Race 114

LELI 1x Lwt Elite Single Sculls

Final




Posn	Lane	Club		500m	1000m	1500m	Finish	Next
1	3	DUB Durham Univ Hugo Coussens	LELI 1x	01:47.33 [1]	03:42.46 (01:55.13) [1]	05:35.58 (01:53.12) [1]	07:31.51 (01:55.93)	
2	5	ZCD University Coll Dublin RC Andrew Goff	LELI 1x	01:50.54 [3]	03:45.71 (01:55.17) [3]	05:39.33 (01:53.62) [2]	07:33.27 (01:53.94) 01.76	
3	4	LDR Leander Club Christopher Skokowski	LELI 1x	01:47.66 [2]	03:43.26 (01:55.60) [2]	DNA - [3]	07:39.36 (07:39.36) 06.09	
4	2	TRC Thames RC Thomas Harvey	LELI 1x	01:51.16 [4]	03:47.93 (01:56.77) [4]	05:45.67 (01:57.74) [4]	07:44.49 (01:58.82) 05.13	
5	6	CNN Cambridge 99 Henk-Jaap Wagenaar	LELI 1x	01:54.61 [5]	03:52.90 (01:58.29) [5]	05:52.56 (01:59.66) [5]	07:49.39 (01:56.83) 04.90	
6	1	NOR Norwich RC Sebastian Matthews	LELI 1x	01:54.98 [6]	03:54.92 (01:59.94) [6]	05:53.05 (01:58.13) [6]	07:51.51 (01:58.46) 02.12	

Metropolitan Amateur Regatta (Sat)

Race 115

J 4X Junior Quad Sculls

Final




Posn	Lane	Club		500m	1000m	1500m	Finish	Next
1	5	WBS Windsor Boys Harrison Oliver, Thomas Shewell, Bryn Ellery, Arthur Smith	J 4X	01:32.49 [2]	03:08.54 (01:36.05) [2]	04:44.50 (01:35.96) [1]	06:19.33 (01:34.83)	
2	2	NOW (A) Northwich RC Greg Murphy, Kevin Dudley, Harry Taylor, George Lawton	J 4X	01:32.85 [3]	03:07.99 (01:35.14) [1]	04:45.40 (01:37.41) [2]	06:21.43 (01:36.03) 02.10	
3	4	LDR Leander Club Thomas Mortimer, Benjamin Holt, Thomas Placidi, Cameron Forsythe	J 4X	01:33.41 [4]	03:10.07 (01:36.66) [4]	04:47.31 (01:37.24) [3]	06:22.19 (01:34.88) 00.76	
4	3	MAR Marlow RC Sam Long, Thomas Strudwick, Ben Simon, John Cooper	J 4X	01:31.52 [1]	03:09.63 (01:38.11) [3]	04:48.26 (01:38.63) [4]	06:24.00 (01:35.74) 01.81	
5	1	MHD (A) Maidenhead RC Harrison Rowe, Elliott Kemp, Edoardo Marshall, Victor Kleshnev	J 4X	01:34.89 [5]	03:11.44 (01:36.55) [5]	04:50.31 (01:38.87) [5]	06:28.12 (01:37.81) 04.12	
6	6	GLB Globe RC Sam Baker, Jake Offiler, Callum Sullivan, Matthew Martinez	J 4X	01:35.20 [6]	03:12.85 (01:37.65) [6]	04:51.61 (01:38.76) [6]	06:32.30 (01:40.69) 04.18	

Metropolitan Amateur Regatta (Sat)

Race 116

W IM2 IX Women's Intermediate 2 Single Sculls

Final




Posn	Lane	Club		500m	1000m	1500m	Finish	Next
1	3	OXB Oxford Brookes Georgina Phillips	W IM2 IX	02:00.14 [2]	04:04.37 (02:04.23) [1]	06:09.97 (02:05.60) [1]	08:19.18 (02:09.21)	
2	5	BAU Bath Univ Laura Macro	W IM2 IX	02:00.69 [3]	04:08.12 (02:07.43) [3]	06:16.50 (02:08.38) [3]	08:23.27 (02:06.77) 04.09	
3	2	AGE Agecroft RC Helen Leigh	W IM2 IX	01:59.71 [1]	04:06.42 (02:06.71) [2]	06:14.80 (02:08.38) [2]	08:25.62 (02:10.82) 02.35	
4	1	IMP Imperial Coll Jade Hubbard	W IM2 IX	02:03.67 [4]	04:12.33 (02:08.66) [5]	06:21.26 (02:08.93) [4]	08:32.62 (02:11.36) 07.00	
5	6	MIN Minerva Bath RC Alika-Peach Molloy	W IM2 IX	02:06.05 [6]	04:17.59 (02:11.54) [6]	06:32.39 (02:14.80) [6]	08:39.74 (02:07.35) 07.12	
6	4	EXU Exeter Univ Oluwaseun Olusanya	W IM2 IX	02:04.31 [5]	04:10.80 (02:06.49) [4]	06:25.13 (02:14.33) [5]	08:39.99 (02:14.86) 00.25	

Metropolitan Amateur Regatta (Sat)

Race 117

Women's Elite/Senior Coxless Pairs

Final




Posn	Lane	Club		500m	1000m	1500m	Finish	Next
1	2	LDR/ NRC Leander Club/ Nottingham RC Grace Clough (NRC), Pamela Relph (LDR)	W ELI 2-	01:57.44 [3]	03:59.40 (02:01.96) [3]	06:01.18 (02:01.78) [2]	08:02.80 (02:01.62)	
1	5	PHS/ SES Putney High Sch/ St Edward's S... Emma Andrews (PHS), Tilly Catlin (SES)	W SEN 2-	01:55.94 [1]	03:55.57 (01:59.63) [1]	05:56.04 (02:00.47) [1]	07:56.17 (02:00.13)	
3	3	LEA (A) Lea RC Bridget Snaith, Amanda Benson-Skailes	W ELI 2-	01:56.40 [2]	03:57.65 (02:01.25) [2]	06:02.12 (02:04.47) [3]	08:04.07 (02:01.95) 07.90	
4	4	LEA (B) Lea RC Rachel Lund, Maribel Vasquez Flores	W SEN 2-	01:58.42 [4]	04:01.99 (02:03.57) [4]	06:03.72 (02:01.73) [4]	08:08.86 (02:05.14) 04.79	

Metropolitan Amateur Regatta (Sat)

Race 117

Women's Elite/Senior Coxless Pairs

Final




Previous race not raced

Metropolitan Amateur Regatta (Sat)

Race 118

W IM3 4+ Women's Intermediate 3 Coxed Fours

Final




Posn	Lane	Club		500m	1000m	1500m	Finish	Next
1	3	EXU Exeter Univ Elizabeth Watson, Georgia Gowing, Amy Louise Ward, Isabel Metcalfe, [Cox] Sophie Wrixon	W IM3 4+	01:50.70 [1]	03:47.26 (01:56.56) [1]	05:42.71 (01:55.45) [1]	07:38.11 (01:55.40)	
2	5	UTC Upper Thames RC Victoria Carver, Hollie Bartlett, Samantha Earle, Emma Peacock, [Cox] Zoe Thomas	W IM3 4+	01:51.35 [2]	03:48.22 (01:56.87) [2]	05:44.18 (01:55.96) [2]	07:38.54 (01:54.36) 00.43	
3	4	BBL Barnes Br LRC Laura Oakley, Sarah Thompson, Cara Cahill, Clemmy Fontaine, [Cox] Anna Costantini	W IM3 4+	01:56.27 [5]	03:55.08 (01:58.81) [4]	05:51.60 (01:56.52) [3]	07:50.36 (01:58.76) 11.82	
4	1	KRC Kingston RC Henriette Storen, Kirsty Warner, Katharine Halle, Rachael Kugele, [Cox] Hannah Cockle	W IM3 4+	01:51.79 [3]	03:51.79 (02:00.00) [3]	05:53.48 (02:01.69) [4]	07:56.85 (02:03.37) 06.49	
5	2	HEN Henley RC Fionnuala Barnes, Natalie Atkinson, Hannah Smith, Olivia Ford, Emma Lister	W IM3 4+	01:55.68 [4]	03:55.87 (02:00.19) [5]	05:56.57 (02:00.70) [5]	07:59.92 (02:03.35) 03.07	
6	6	UCL UC London Gemma Wells, Katie Potter, Harriet Leigh, Tamsin Howard, [Cox] Louise Blair	W IM3 4+	01:56.93 [6]	03:59.00 (02:02.07) [6]	06:00.48 (02:01.48) [6]	08:01.62 (02:01.14) 01.70	

Metropolitan Amateur Regatta (Sat)

Race 119

IM3 4+ Intermediate 3 Coxed Fours

Final



Posn	Lane	Club		500m	1000m	1500m	Finish	Next
1	2	DUB (B) Durham Univ Edward Hicks, Chris Rimmer, Maximilian Neubauer, Finn Connor, [Cox] Emma Silvester	IM3 4+	01:39.49 [1]	03:24.51 (01:45.02) [1]	05:09.26 (01:44.75) [1]	06:56.39 (01:47.13)	
2	4	WRU Worcester Univ Luke Johnson, James Riach, Sam Eastwood, Ryan Pettifer, [Cox] Lucy Phillips	IM3 4+	01:42.51 [3]	03:28.84 (01:46.33) [3]	05:14.75 (01:45.91) [2]	06:59.55 (01:44.80) 03.16	
3	3	EXU Exeter Univ Cameron Murray, Peter Sturgess, Adam Brant, James Claxton, [Cox] Sophie Wrixon	IM3 4+	DNA [2]	03:27.79 (03:27.79) [2]	05:15.56 (01:47.77) [3]	07:00.14 (01:44.58) 00.59	
4	5	SPS (A) St Paul's Sch George Dickinson, Alex Langstone-Bolt, Cameron McInroy, Douwe De Graaf, [Cox] Axel De Boissard	IM3 4+	01:43.31 [4]	03:30.16 (01:46.85) [4]	05:16.61 (01:46.45) [4]	07:00.65 (01:44.04) 00.51	
5	6	EXE Exeter RC Sam Gilman, Tom Smalley, Simeon Bates, Chad Allery, [Cox] Matthew Maddock	IM3 4+	01:44.17 [5]	03:32.42 (01:48.25) [5]	05:20.71 (01:48.29) [5]	07:08.18 (01:47.47) 07.53	
6	1	SCU Strathclyde U Edward Ayton, David Allison, Hans Fjell, Calum Young, [Cox] Helena Watson	IM3 4+	01:46.94 [6]	03:36.72 (01:49.78) [6]	05:29.67 (01:52.95) [6]	07:25.69 (01:56.02) 17.51	