


Metropolitan Regatta (Saturday)

Race I

Op 4- Op 4-

Heat

2 to F



Posn	Lane	Club	500m	1000m	1500m	Finish	Next
1	4	ZACD UCD Boat Club S. O'Connell, A. Goff, S. Mulvaney, D. O'Malley	DNA	DNA	DNA	DNA	58 Final
2	5	KRC Kingston RC R. Sharratt, A. Bedford, A. Browning, N. Pepper	DNA	DNA	DNA	DNA	58 Final
3	7	LRC London RC M. Reeder, N. Catenelli, L. Pratt, A. Shotter	DNA	DNA	DNA	DNA	
4	2	TYN Tyne RC A. Bain, M. Crooks, I. Weir, J. Foster	DNA	DNA	DNA	DNA	
5	1	TRC (A) Thames RC R. Hodgson, L. Sloan, A. Gordon, J. Davies	DNA	DNA	DNA	DNA	
6	6	COX Oxford City A. Simmonds, M. Swiss, J. Watson, S. Kerswell-Jensen	DNA	DNA	DNA	DNA	
7	3	UTC Upper Thames RC C. Lowe, B. Coverdale, B. Weston, R. Leech	DNA	DNA	DNA	DNA	

Metropolitan Regatta (Saturday)

Race 2

Op 4- Op 4-

Heat

2 to F



Posn	Lane	Club	500m	1000m	1500m	Finish	Next
1	4	LEA Lea RC C. Prosser, R. Cheale, J. Daniels, H. Skinner	DNA	DNA	DNA	DNA	58 Final
2	2	ZACK Cork BC T. Power, S. O'Sullivan, J. Kearney, C. Osullivan	DNA	DNA	DNA	DNA	58 Final
3	6	TRC (B) Thames RC C. Walsh, S. Woodfine, S. Williamson, H. Jones	DNA	DNA	DNA	DNA	
4	1	ZASM St Michaels D. O'Connor, T. McKeon, R. Spelman, J. Cuddy	DNA	DNA	DNA	DNA	
5	3	CNN Cambridge 99 N. Thorn, W. Young, S. Philpott, B. Mackworth	DNA	DNA	DNA	DNA	
6	5	VRC Vesta RC C. Clements, M. Webb, N. Cleobury, G. Hunter	DNA	DNA	DNA	DNA	

Metropolitan Regatta (Saturday)

Race 3

Op 4- Op 4-

Heat

2 to F



Posn	Lane	Club	500m	1000m	1500m	Finish	Next
1	4	IMP Imperial Coll E. Bentley, B. Hambrook, C. Woods, N. Mouelle	DNA	DNA	DNA	DNA	58 Final
2	5	ZACR Commercial RC S. Addison, K. Coughlan, C. Cunningham, M. Corcoran	DNA	DNA	DNA	DNA	58 Final
3	2	MAR Marlow RC A. Bavage, T. Mitchell, C. Gosling, E. Davis	DNA	DNA	DNA	DNA	
4	6	CUR Curlew RC A. Wilson, S. Beards, T. Weekes, N. Wilson	DNA	DNA	DNA	DNA	
5	3	TKC Team Keane L. Seaman, N. O'Reilly, N. Parnell, L. Taylor	DNA	DNA	DNA	DNA	
6	7	MHD Maidenhead RC O. Gerrard, J. Peck, J. Hanson, F. Peck	DNA	DNA	DNA	DNA	
7	1	PTR Putney Town J. Diserens, S. Diserens, S. Russell, A. Duncomb	DNA	DNA	DNA	DNA	

Metropolitan Regatta (Saturday)

Race 4

Op 4- Op 4-

Heat

2 to F



Posn	Lane	Club	500m	1000m	1500m	Finish	Next
1	6	CBR Bristol City W. Japp, H. Cooper, S. Evans, C. Smith	DNA [1]	DNA [1]	DNA [1]	DNA -	47 Final
2	4	NOR Norwich RC J. McKelvey, C. Page, C. Shiplee, O. Negus	DNA	DNA	DNA [2]	DNA -	47 Final
3	3	MON Monmouth RC B. Rodford, O. Partridge, A. Smith, A. Butler	DNA [2]	DNA [2]	DNA [3]	DNA -	
4	5	HSB HSBC RC D. Law, N. Thompson, P. Lhommet, R. Byrne-Smith	DNA [4]	DNA [4]	DNA [4]	DNA -	
5	2	CAM (A) Cambridge City J. Briegal, S. Ladd, J. Swain, V. Dubois	DNA [3]	DNA [3]	DNA [5]	DNA -	

Metropolitan Regatta (Saturday)

Race 5

Op 4- Op 4-

Heat

2 to F



Posn	Lane	Club	500m	1000m	1500m	Finish	Next
1	3	MAR Marlow RC A. Gurney, K. McDiarmid, G. Farr, O. Emmett-Bird	01:38.48 [1]	03:19.60 (01:41.12) [1]	05:02.00 (01:42.40) [1]	06:43.64 (01:41.64)	47 Final
2	4	RDG (A) Reading RC R. McCoriston, N. Musson, H. Parrish, N. Brown	DNA	03:21.24 (03:21.24) [2]	05:04.14 (01:42.90) [2]	06:46.47 (01:42.33) 02.83	47 Final
3	2	UTC Upper Thames RC N. Wakefield, C. Nelson, S. Bell, J. Sutherland	01:39.29 [2]	DNA	05:14.49 (05:14.49) [3]	06:55.60 (01:41.11) 09.13	
4	6	AKN Auriol Ken Y. Fesenko, N. Acharya, A. KÃ¼ng, S. Whitehead	01:42.04 [4]	03:28.28 (01:46.24) [4]	05:15.20 (01:46.92) [4]	07:00.94 (01:45.74) 05.34	
5	5	CAM (B) Cambridge City S. Walker, B. Price, G. Goodrick, C. Ware	01:40.01 [3]	03:27.57 (01:47.56) [3]	05:17.38 (01:49.81) [5]	07:05.12 (01:47.74) 04.18	

Metropolitan Regatta (Saturday)

Race 6

Op 4- Op 4-

Heat

2 to F



Posn	Lane	Club	500m	1000m	1500m	Finish	Next
1	4	BRX Broxbourne RC C. Scolah, M. Fidler, P. Robinson, R. Theobald	01:38.86 [1]	DNA -	05:09.45 (05:09.45) [1]	06:52.90 (01:43.45)	47 Final
2	2	LEE Leeds RC M. Tarrant, R. Goodall, A. Dow, J. Brown	01:40.64 [2]	DNA -	05:10.54 (05:10.54) [2]	06:59.45 (01:48.91) 06.55	47 Final
3	5	RDG (B) Reading RC M. Croll, R. Marsland, J. Batchelor, O. Shore	01:41.83 [3]	DNA -	05:17.50 (05:17.50) [3]	07:07.49 (01:49.99) 08.04	
4	1	PTR Putney Town A. Breeze, A. Fleming, T. Fox, W. Budd	01:42.54 [4]	DNA -	05:20.31 (05:20.31) [4]	07:10.68 (01:50.37) 03.19	
DNF	3	TSS Tideway Sc Sch Z. Hashmi, J. Mackie, P. Bruce, N. Palmer					








Metropolitan Regatta (Saturday)

Race 8

W 2x W 2x

Final



Posn	Lane	Club	500m	1000m	1500m	Finish	Next
1	7	MBC/ NEW  Molesey BC/ Newcastle Univ L. Anderson, M. Harding	01:44.10 [1]	DNA -	05:28.26 (05:28.26) [1]	07:20.16 (01:51.90)	
2	5	ZNU/ ZUC  NUI Galway BC/ Univ Coll Cork C. Nolan, A. Casey	01:49.08 [3]	DNA -	05:32.41 (05:32.41) [3]	07:24.29 (01:51.88) 04.13	
3	2	ULO  London Univ R. Hart-Winks, R. Wilson	01:46.02 [2]	DNA -	05:31.85 (05:31.85) [2]	07:29.48 (01:57.63) 05.19	
4	6	NEW/ RDU  Newcastle Univ/ Reading Univ F. Chestnutt, L. Ryan	01:50.16 [4]	DNA -	05:38.33 (05:38.33) [4]	07:31.79 (01:53.46) 02.31	
5	1	TRC  Thames RC J. Cole-Hossain, E. Reiser	01:50.71 [5]	DNA -	05:40.37 (05:40.37) [6]	07:33.25 (01:52.88) 01.46	
6	3	IPS/ SRC  Ipswich RC/ Sudbury RC J. Titterington, B. Goodchild	01:51.38 [6]	DNA -	05:39.10 (05:39.10) [5]	07:36.74 (01:57.64) 03.49	
DNS	4	ZQL  Queens U Ladies R. Smylie, E. Brogan					

Metropolitan Regatta (Saturday)

Race 9

W I x W I x

Heat

3 to F



Posn	Lane	Club	500m	1000m	1500m	Finish	Next
1	5	BAU Bath Univ L. Macro	02:00.01 [1]	DNA -	06:09.14 (06:09.14) [2]	08:14.16 (02:05.02)	40 Final
2	1	EXU Exeter Univ O. Olubodun	02:01.50 [3]	DNA -	06:08.89 (06:08.89) [1]	08:16.21 (02:07.32) 02.05	40 Final
3	6	MBC Molesey BC I. Magner	02:00.41 [2]	DNA -	06:10.93 (06:10.93) [3]	08:18.56 (02:07.63) 02.35	40 Final
4	3	NRC Nottingham RC K. Parsons	02:04.01 [4]	DNA -	06:17.20 (06:17.20) [4]	08:26.92 (02:09.72) 08.36	
5	7	TYN Tyne RC L. Gilbert	02:06.83 [5]	DNA -	06:30.42 (06:30.42) [5]	08:42.18 (02:11.76) 15.26	
6	4	BED Bedford RC A. Shreeves	02:07.33 [6]	DNA -	06:33.30 (06:33.30) [6]	08:44.62 (02:11.32) 02.44	
7	2	ZALU Limerick Univ N. Hogan	02:12.61 [7]	DNA -	06:59.84 (06:59.84) [7]	09:23.65 (02:23.81) 39.03	

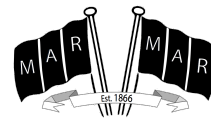
Metropolitan Regatta (Saturday)

Race 10

W Ix W Ix

Heat

3 to F



Posn	Lane	Club	500m	1000m	1500m	Finish	Next
1	3	BAU Bath Univ Z. Mulholland	02:00.15 [1]	DNA -	06:11.96 (06:11.96) [1]	08:20.60 (02:08.64)	40 Final
2	4	WBK Walbrook RC N. Gallagher	02:01.54 [2]	DNA -	06:17.54 (06:17.54) [2]	08:26.12 (02:08.58) 05.52	40 Final
3	5	NEW Newcastle Univ F. Russell	02:04.65 [4]	DNA -	06:20.60 (06:20.60) [4]	08:29.63 (02:09.03) 03.51	40 Final
4	1	CAB Cantabrigian D. Oakley	02:02.55 [3]	DNA -	06:34.34 (06:34.34) [6]	08:30.29 (01:55.95) 00.66	
5	6	GRO Grosvenor RC M. Archer	02:08.21 [6]	DNA -	06:27.09 (06:27.09) [5]	08:31.01 (02:03.92) 00.72	
6	2	RDU Reading Univ S. Lewis	02:07.16 [5]	DNA -	06:19.97 (06:19.97) [3]	08:47.80 (02:27.83) 16.79	

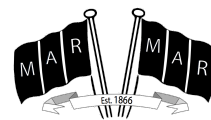
Metropolitan Regatta (Saturday)

Race 11

Op 8+ Acad Op 8+ Academic

Heat

3 to F



Posn	Lane	Club	500m	1000m	1500m	Finish	Next
1	1	BAU (A) Bath Univ R. Notter, M. Valentine, J. Russell, R. Haines, J. Hardy, T. Stace, H. Jones, P. Mummery, [Cox] G. Trotter	01:32.60 [1]	03:08.41 (01:35.81) [1]	04:44.24 (01:35.83) [1]	06:19.82 (01:35.58)	41 Final
2	4	SOU S'hampton Univ E. Thomas, C. Hall, P. Betts, M. Matt, F. McGahan, A. Dalglish, J. Chadaj, E. Trigle, [Cox] A. Kirkup	01:32.88 [2]	03:13.06 (01:40.18) [3]	04:45.52 (01:32.46) [2]	06:21.98 (01:36.46) 02.16	41 Final
3	5	EXU (A) Exeter Univ M. Shaw, B. Sherry, R. Powell, J. Farnham, T. Kawalek, J. Tyrrell, T. Taylor, J. Elwig, T. Goodwin	01:33.20 [3]	03:07.86 (01:34.66) [2]	04:47.03 (01:39.17) [3]	06:22.65 (01:35.62) 00.67	41 Final
4	2	CCS Claires Court A. Jackson, T. Hall, R. Byerley, J. Overturf, O. Hill, L. Griffiths, N. Foy, C. Nash, [Cox] K. Bhalla	01:36.75 [6]	03:16.39 (01:39.64) [5]	04:50.16 (01:33.77) [4]	06:25.33 (01:35.17) 02.68	
5	6	HAM Hampton Sch A. Crisan, E. McBride, M. Morrow, J. Bradley, C. Close, M. Randall, J. Forster, E. Allen, X. Tinsley-Roy	01:35.77 [4]	03:14.07 (01:38.30) [4]	04:51.30 (01:37.23) [5]	06:30.22 (01:38.92) 04.89	
6	3	UBI Birmingham Univ A. Smith, A. Maytum, J. Blake, O. Hedges, E. White, C. Walker, D. Lowth, G. Christian, [Cox] F. Cooke	01:36.35 [5]	DNA - [6]	04:58.77 (04:58.77) [6]	06:40.72 (01:41.95) 10.50	


Metropolitan Regatta (Saturday)

Race 12

Op 8+ Acad Op 8+ Academic

Heat

3 to F



Posn	Lane	Club	500m	1000m	1500m	Finish	Next
1	3	ZUC Univ Coll Cork E. Larkin, R. Kruschel, K. Burke, P. O'Sullivan, D. Begley, R. O'callaghan, D. Barry-O'Donovan, C. Corkery, [Cox] C. O'connell	01:33.26 [2]	03:09.32 (01:36.06) [1]	04:45.65 (01:36.33) [1]	06:22.11 (01:36.46)	41 Final
2	6	USU Surrey Univ J. Gamble, W. Sandengu, B. Grandjean, T. Powders, S. Griffin, C. Wheeler, J. Humphreys, L. Schroth, [Cox] E. Hamilton-Davies	01:32.83 [1]	03:09.79 (01:36.96) [2]	04:46.60 (01:36.81) [2]	06:23.21 (01:36.61) 01.10	41 Final
3	4	UBR Bristol Univ M. Jackson, W. Linton, M. Smith, J. Bullivant, A. Jackson, E. Crampton, W. Stoner, H. Hetherington, [Cox] S. Gill	01:34.57 [3]	03:11.15 (01:36.58) [3]	04:47.28 (01:36.13) [3]	06:24.15 (01:36.87) 00.94	41 Final
4	1	UWE W England Univ J. Mitchell, J. Roch, J. Farr, J. Board, L. Hopkins, J. Pavlica, T. Barwell, M. Simonik, [Cox] J. Barham	01:35.59 [4]	03:11.97 (01:36.38) [4]	04:49.53 (01:37.56) [4]	06:27.42 (01:37.89) 03.27	
5	5	BAU (B) Bath Univ M. Harris, W. Caley, T. McGuinness, M. Elson, F. Hall, J. Beer, B. De Sousa, J. Snudden, [Cox] Z. Kelly	01:37.51 [5]	03:19.32 (01:41.81) [5]	05:03.18 (01:43.86) [6]	06:48.29 (01:45.11) 20.87	
DNS	2	EXU (B) Exeter Univ T. Clarke, O. Chapman, J. Barrett, E. Pountney, R. Hamilton-Davies, B. Sherry, M. Shaw, W. Passmore, [Cox] E. Mills					

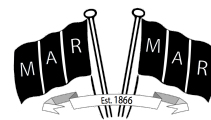
Metropolitan Regatta (Saturday)

Race 13

W 4- Ch W 4- Championship

Heat

3 to F



Posn	Lane	Club	500m	1000m	1500m	Finish	Next
1	4	ULO (A) London Univ E. Lindberg, I. Powell, G. Robinson Ranger, A. Davies	01:39.27 [1]	03:26.27 (01:47.00) [1]	05:18.79 (01:52.52) [1]	07:12.83 (01:54.04)	49 Final
2	1	IMP Imperial Coll P. England, N. Doye, G. Malin, D. Bethell	01:47.11 [4]	03:36.02 (01:48.91) [3]	05:26.53 (01:50.51) [3]	07:15.45 (01:48.92) 02.62	49 Final
3	6	DUB Durham Univ G. Dean, H. Barton, L. Irwin, S. Devereux	01:46.72 [3]	03:35.49 (01:48.77) [2]	05:26.10 (01:50.61) [2]	07:17.21 (01:51.11) 01.76	49 Final
4	3	LRC/ VRC London RC/ Vesta RC R. McGregor-Ritchie, R. McKellar, L. Emkes, M. Jackson	01:46.34 [2]	03:36.52 (01:50.18) [4]	05:27.35 (01:50.83) [4]	07:18.58 (01:51.23) 01.37	
5	7	ULO (B) London Univ S. Dyke, A. Pierce, E. Bowden, A. Lovett	01:49.23 [5]	03:38.30 (01:49.07) [5]	05:31.15 (01:52.85) [5]	07:21.94 (01:50.79) 03.36	
6	5	VRC Vesta RC F. Lidlow, A. Mayall, C. Wood, C. Orrell	DNA [7]	03:42.09 (03:42.09) [7]	05:35.78 (01:53.69) [7]	07:27.39 (01:51.61) 05.45	
7	2	ZACK Cork BC G. Collins, V. O'Driscoll, E. Desmond, A. Mason	01:51.08 [6]	03:40.03 (01:48.95) [6]	05:35.38 (01:55.35) [6]	07:31.13 (01:55.75) 03.74	

Metropolitan Regatta (Saturday)

Race 14

W 4- Ch W 4- Championship

Heat

3 to F



Posn	Lane	Club	500m	1000m	1500m	Finish	Next
1	3	LDR Leander Club A. Porteous, S. Dear, N. Harris-White, L. Meridew	01:42.17 [1]	03:29.26 (01:47.09) [1]	05:18.33 (01:49.07) [1]	07:09.41 (01:51.08)	49 Final
2	1	TRC Thames RC J. Eastwood, S. Carlotti, A. Gibson, I. Casley	01:44.08 [3]	03:34.10 (01:50.02) [3]	05:26.50 (01:52.40) [3]	07:13.68 (01:47.18) 04.27	49 Final
3	6	TSS Tideway Sc Sch A. Brown, A. Polglase, E. Peebles, A. Bloomer	01:42.55 [2]	03:32.13 (01:49.58) [2]	05:23.55 (01:51.42) [2]	07:17.79 (01:54.24) 04.11	49 Final
4	5	AGE Agecroft RC H. Bracey, C. Grandfield, E. Sadler-Andrews, G. Miller	01:44.45 [4]	03:37.63 (01:53.18) [4]	05:31.43 (01:53.80) [4]	07:24.52 (01:53.09) 06.73	
5	2	MAA Mortlake AA C. Brown, J. Robertson, S. Piper, A. Hudson	01:50.93 [5]	03:46.83 (01:55.90) [5]	05:44.00 (01:57.17) [5]	07:41.14 (01:57.14) 16.62	
DNS	4	ZFS/ ZNU/ ZUC Skibereen RC/ NUI Galway BC/ U... N. Casey, S. O'Donnell, L. Murphy, K. Shirlow, [Cox] A. Humphries-Griffiths					

Metropolitan Regatta (Saturday)

Race 15

Op 4x- Op 4x-

Heat

3 to F



Posn	Lane	Club	500m	1000m	1500m	Finish	Next
1	7	ZAQU/ ZASN/ ZUC Queens Univ/ Shandon BC/ Univ ... E. Gaffney, H. Sutton, H. Moore, M. Taylor	01:30.56 [1]	03:06.45 (01:35.89) [1]	04:45.68 (01:39.23) [1]	06:25.82 (01:40.14)	45 Final
2	3	ZAQU (A) Queens Univ M. Riordan, P. Morgan-Jones, A. Johnston, D. Murtagh	01:36.89 [3]	03:15.94 (01:39.05) [3]	04:58.42 (01:42.48) [4]	06:33.71 (01:35.29) 07.89	45 Final
3	5	RDU (B) Reading Univ A. Holbrough, E. De Boehmler, H. West, C. Powell	01:35.68 [2]	03:14.46 (01:38.78) [2]	04:55.71 (01:41.25) [2]	06:34.22 (01:38.51) 00.51	45 Final
4	4	WLT Walton RC C. Knill, J. Swedlow, J. Pine, B. Hassan	01:37.26 [4]	03:16.89 (01:39.63) [4]	04:56.25 (01:39.36) [3]	06:39.62 (01:43.37) 05.40	
5	2	RDU (C) Reading Univ P. Peaster, J. Mattock, L. Russo, T. Stothart	01:40.08 [6]	03:20.05 (01:39.97) [6]	05:13.02 (01:52.97) [7]	06:45.18 (01:32.16) 05.56	
6	6	BAU/ EXU Bath Univ/ Exeter Univ T. Bryan-Isaacs, J. Gowing, C. Bryan-Isaacs, G. Rubino	01:38.49 [5]	03:17.50 (01:39.01) [5]	05:00.48 (01:42.98) [5]	06:45.43 (01:44.95) 00.25	
7	1	BRX Broxbourne RC R. Bolton, J. Evans, H. Aysan, P. Maynes	01:45.19 [7]	03:25.36 (01:40.17) [7]	DNA - [8]	07:02.32 (07:02.32) 16.89	

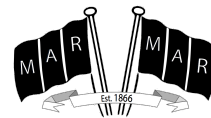
Metropolitan Regatta (Saturday)

Race 16

Op 4x- Op 4x-

Heat

3 to F



Posn	Lane	Club	500m	1000m	1500m	Finish	Next
1	6	GHP Glos Hartpury T. Jenkinson, J. Mackman, A. Astbury, B. Harris	01:32.24 [1]	03:10.23 (01:37.99) [1]	04:49.66 (01:39.43) [1]	06:31.07 (01:41.41)	45 Final
2	5	AGE Agecroft RC R. Mathewson, O. Lee, B. Gregory, H. Gallie	01:33.13 [2]	03:12.81 (01:39.68) [2]	04:54.94 (01:42.13) [2]	06:36.82 (01:41.88) 05.75	45 Final
3	4	RDU (A) Reading Univ J. Pitt, R. McPherson, D. Few, A. Badcott	01:35.64 [3]	03:17.05 (01:41.41) [3]	05:00.03 (01:42.98) [3]	06:46.14 (01:46.11) 09.32	45 Final
4	2	CCS Claire's Court A. Sharma, R. Hennessy, A. Fairley, J. Walton	01:43.33 [5]	03:27.26 (01:43.93) [4]	05:09.88 (01:42.62) [4]	06:52.87 (01:42.99) 06.73	
5	1	ZAQU (B) Queens Univ D. Quinton, C. Hagan, A. Buchanan, H. Mathers	01:49.94 [6]	03:28.94 (01:39.00) [5]	05:15.73 (01:46.79) [5]	07:02.11 (01:46.38) 09.24	
6	3	ZNU NUI Galway BC M. Hogan, S. Mulroy, I. Killalea, A. Anderson	DNA [7]	03:50.02 (03:50.02) [6]	05:54.94 (02:04.92) [7]	07:40.34 (01:45.40) 38.23	

Metropolitan Regatta (Saturday)





Race 17

W 4- Club W 4- Club

Heat

2 to F



Posn	Lane	Club	500m	1000m	1500m	Finish	Next
1	4	HEN  Henley RC M. Pollard, P. Snowden, C. Russell, P. Fletcher	01:47.45 [1]	03:40.59 (01:53.14) [1]	05:33.23 (01:52.64) [1]	07:26.49 (01:53.26)	39 Final
2	2	CAM (A)  Cambridge City S. Valen, C. Hurst, M. Dubois-Van Slageren, S. Large	DNA	03:43.89 (03:43.89) [2]	05:38.38 (01:54.49) [2]	07:32.27 (01:53.89) 05.78	39 Final
3	3	CUR  Curlew RC K. Matulenaite, G. Barker, S. Baker, J. Phillips	01:50.75 [2]	03:46.09 (01:55.34) [3]	05:41.40 (01:55.31) [3]	07:36.77 (01:55.37) 04.50	
4	5	MBC (A)  Molesey BC E. Alexopoulos, S. Dieu, M. Duthart, C. Bainbridge	01:51.89 [3]	03:48.49 (01:56.60) [4]	05:42.92 (01:54.43) [4]	07:38.41 (01:55.49) 01.64	

Metropolitan Regatta (Saturday)

Race 18

W 4- Club W 4- Club

Heat

2 to F



Posn	Lane	Club	500m	1000m	1500m	Finish	Next
1	3	MBC (B) Molesey BC E. Boyns, E. Brace, Y. Tredell, P. Wilkins	DNA	03:42.95 (03:42.95)	05:36.84 (01:53.89)	07:32.47 (01:55.63)	39 Final
2	2	GRO Grosvenor RC B. Ward, L. Champion, L. Doherty, E. Mitchell	01:47.72 [1]	03:41.67 (01:53.95) [1]	05:38.30 (01:56.63) [2]	07:34.48 (01:56.18) 02.01	39 Final
3	4	TSS (B) Tideway Sc Sch K. Thorne, M. Bal, A. Kilby, M. Carter Edwards	01:53.32 [2]	03:52.82 (01:59.50) [3]	05:54.40 (02:01.58) [3]	07:56.60 (02:02.20) 22.12	
4	5	CAM (B) Cambridge City S. Pocock, S. Barratt, F. Axe, H. Creasey	01:56.62 [3]	03:57.81 (02:01.19) [4]	06:01.51 (02:03.70) [4]	08:02.92 (02:01.41) 06.32	
5	6	MAR Marlow RC C. Bennett, E. Holloway, E. Pimlott, C. Readman-Bell	02:00.94 [4]	04:08.21 (02:07.27) [5]	06:21.51 (02:13.30) [5]	08:35.09 (02:13.58) 32.17	

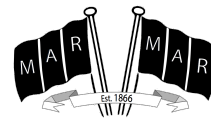
Metropolitan Regatta (Saturday)

Race 19

W 4- Club W 4- Club

Heat

2 to F



Posn	Lane	Club	500m	1000m	1500m	Finish	Next
1	2	WRR Worcester RC C. Sheppard, E. Foulds, E. Johnston, C. Jackson	DNA	03:40.29 (03:40.29) [1]	05:35.87 (01:55.58) [1]	07:31.95 (01:56.08)	39 Final
2	4	PTR Putney Town K. Lewis, K. Bevan, M. Perkins, A. Crowe	01:49.10 [1]	03:42.88 (01:53.78) [2]	05:38.53 (01:55.65) [2]	07:33.98 (01:55.45) 02.03	39 Final
3	6	COM Combined Servs L. Williams, F. Snowdon, A. Robinson, J. Tovey	01:53.13 [2]	03:48.17 (01:55.04) [3]	05:46.40 (01:58.23) [3]	07:44.33 (01:57.93) 10.35	
4	5	STN Staines BC R. Bannister, C. Couves, E. Navickaite, J. Boorman	01:55.54 [3]	03:55.75 (02:00.21) [4]	05:59.49 (02:03.74) [4]	08:01.10 (02:01.61) 16.77	
5	3	CBR Bristol City J. Parr, E. McGeehan, J. Chapman, H. Irons	01:56.29 [4]	03:59.73 (02:03.44) [5]	06:04.63 (02:04.90) [5]	08:05.77 (02:01.14) 04.67	

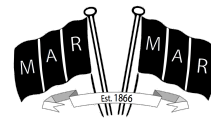
Metropolitan Regatta (Saturday)








Race 20

W I x W I x

Heat

3 to F



Posn	Lane	Club	500m	1000m	1500m	Finish	Next
1	1	RDG Reading RC M. Douglas 	02:15.58 [3]	04:22.50 (02:06.92) [2]	06:32.63 (02:10.13) [3]	08:40.18 (02:07.55)	43 Final
2	7	ZASN Shandon BC J. Legresley 	02:18.37 [4]	04:26.42 (02:08.05) [4]	06:33.49 (02:07.07) [4]	08:40.49 (02:07.00) 00.31	43 Final
3	5	RCH Royal Chester S. McKay 	02:14.58 [2]	04:23.51 (02:08.93) [3]	06:32.30 (02:08.79) [2]	08:44.04 (02:11.74) 03.55	43 Final
4	6	USU Surrey Univ M. Wedgwood 	02:09.44 [1]	04:18.23 (02:08.79) [1]	06:30.75 (02:12.52) [1]	08:48.08 (02:17.33) 04.04	
5	2	NOR Norwich RC M. Appleton 	02:18.92 [5]	04:31.28 (02:12.36) [5]	07:03.66 (02:32.38) [6]	09:01.38 (01:57.72) 13.30	
6	3	TRC Thames RC H. Steven 	02:24.41 [6]	04:43.37 (02:18.96) [6]	07:40.93 (02:57.56) [7]	09:22.83 (01:41.90) 21.45	
7	4	TUN Taunton RC A. Hallett 	02:29.37 [7]	05:03.18 (02:33.81) [7]	DNA - [8]	10:18.40 (10:18.40) 55.57	

Metropolitan Regatta (Saturday)

Race 21

W Ix W Ix

Heat

3 to F



Posn	Lane	Club	500m	1000m	1500m	Finish	Next
1	4	TRC Thames RC E. Fuller	DNA [2]	DNA [2]	DNA [1]	DNA -	43 Final
2	5	GRF Greenbank S. Lewis	DNA [1]	DNA [1]	DNA [2]	DNA -	43 Final
3	6	TRF Trafford RC B. Sykes	DNA [3]	DNA [3]	DNA [3]	DNA -	43 Final
4	2	UBR Bristol Univ E. Crocker	DNA [4]	DNA [4]	DNA [6]	DNA -	
5	1	RDG Reading RC M. Hodgson	DNA [6]	DNA [5]	DNA [5]	DNA -	
6	3	LRC London RC E. McHarg	DNA [6]	DNA [6]	DNA [7]	DNA -	

Metropolitan Regatta (Saturday)

Race 22

Op 8+ Club Op 8+ Club

Heat

3 to F



Posn	Lane	Club	500m	1000m	1500m	Finish	Next
1	4	KRC Kingston RC P. Beeley, S. Boyer, A. Hancock, R. Clements, M. Manning, S. Tunbridge, M. McWilliam, I. Gaston, [Cox] A. Cackett	DNA	DNA	DNA	DNA	50 Final
2	3	CBR Bristol City C. Condie, M. Hutchings, R. Bonham, G. Verdon, C. Pettitt, G. Acton, C. Gathercole, C. Scrimshaw, [Cox] K. Millar	DNA	DNA	DNA	DNA	50 Final
3	5	VRC (A) Vesta RC R. Langtree, P. Corby, J. Ashman, A. Persin, O. Chapman, T. Wade, G. Gallagher, J. Bowyer, R. Hamilton	DNA	DNA	DNA	DNA	50 Final
4	2	CUR Curlew RC F. Mitchell, E. Hayden, S. Delaney, M. Pendlebery, F. Hemsted, A. Abercrombie, M. Richardson, M. Yarwood, [Cox] A. Smith	DNA	DNA	DNA	DNA	-
5	1	ZANP Neptune RC T. Gillick, T. Mac Hale, S. O'Connor, E. Ward, J. McCabe, S. Egan, A. Levstik, K. Molloy, [Cox] P. Dolan	DNA	DNA	DNA	DNA	-
6	6	TYN (B) Tyne RC J. Hickson, A. Crilley, M. Taylor, C. Barwick, A. Young, C. Guerin, A. Azzi, S. Turkmen, [Cox] M. Swindells	DNA	DNA	DNA	DNA	-

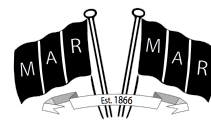
Metropolitan Regatta (Saturday)






Race 23

Op 8+ Club Op 8+ Club

Heat

3 to F



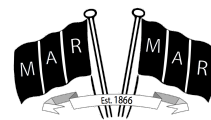
Posn	Lane	Club	500m	1000m	1500m	Finish	Next
1	4	COX  Oxford City T. Broomfield, S. Clifford, B. Cannons, J. Storey, W. Cunningham, A. Martin, J. Elliott, W. Mahoney, [Cox] L. Howe	DNA [2]	DNA [2]	DNA [1]	DNA -	50 Final
2	5	RCH  Royal Chester M. Chan, J. McGarva, P. Home, S. Heyes-Burke, K. Dudley, J. Brown, H. Websdell, J. Simons, [Cox] A. Sanders	DNA [4]	DNA [3]	DNA [3]	DNA -	50 Final
3	3	TYN (A)  Tyne RC R. Singfield, J. MacLennan, I. Shipley, T. Jackson, E. Lewis, A. Turnill, A. Spencer, T. Campbell, [Cox] R. Moore	DNA [1]	DNA [1]	DNA [2]	DNA -	50 Final
4	6	NRC  Nottingham RC W. Jordan, W. Blackburn, C. Dove, G. Blythe, J. Walker, G. Nixon, J. Bennett, S. Haigh, [Cox] H. Johnson	DNA [5]	DNA [4]	DNA [4]	DNA -	
5	2	VRC  Vesta RC J. Casey, D. Bottomley, S. Radcke, R. Donald, T. Yandle, J. Gaffney, O. Dove, R. Baggott, [Cox] S. Hayes	DNA	DNA [5]	DNA [5]	DNA -	








Metropolitan Regatta (Saturday)

Race 25

Op 4+ Club Op 4+ Club

Final



Posn	Lane	Club	500m	1000m	1500m	Finish	Next
1	3	VRC (B)  Vesta RC A. Turner, W. Markowski, J. King, H. Asher, E. Jardine	DNA [1]	DNA [1]	DNA [1]	DNA -	-
2	1	NRC  Nottingham RC J. Doleman, J. Debanks, M. Parker, S. Bennett, [Cox] E. Allen	DNA [2]	DNA [2]	DNA [2]	DNA -	-
3	7	TWK  Twickenham RC A. Stephenson, A. Drummond, E. Ghattas, A. King, H. Smith	DNA [7]	DNA [3]	DNA [3]	DNA -	-
4	5	WRC  Wallingford RC R. Hines, R. Mason, C. Kin-Cleaves, J. Mentor, [Cox] D. Sadurska	DNA [6]	DNA [5]	DNA [5]	DNA -	-
5	6	AKN  Auriol Ken C. Lonsdale, T. Allen, T. Jordan, S. Frechtling, [Cox] K. Rennoldson	DNA [3]	DNA [4]	DNA [4]	DNA -	-
6	4	TRC  Thames RC T. Bradshaw, J. Evans, C. Parker, N. Neggatu, [Cox] W. Lobban	DNA [5]	DNA [6]	DNA [6]	DNA -	-
7	2	CSN  Sunderland City S. Beadling, E. Buchanan, L. McGrath, C. Webb, [Cox] R. Glymond	DNA [8]	DNA [7]	DNA [7]	DNA -	-


Metropolitan Regatta (Saturday)

Race 26

Op Ix Op Ix

Heat

3 to F



Posn	Lane	Club	500m	1000m	1500m	Finish	Next
1	5	SOC Coalporters H. Aitchison	DNA [1]	DNA [1]	DNA [1]	DNA -	48 Final
2	6	TRC Thames RC M. Cummings	DNA [2]	DNA [2]	DNA [2]	DNA -	48 Final
3	3	TYN Tyne RC R. Fergie	DNA [3]	DNA [3]	DNA [5]	DNA -	48 Final
4	2	HEN Henley RC T. Moon	DNA [4]	DNA [4]	DNA [4]	DNA -	
5	7	ZACR Commercial RC S. Addison	DNA [5]	DNA [5]	DNA [6]	DNA -	
6	4	AKN Auriol Ken M. Mearing-Smith	DNA [6]	DNA [6]	DNA [7]	DNA -	
7	1	NOR Norwich RC J. McAllister	DNA [7]	DNA [7]	DNA [8]	DNA -	


Metropolitan Regatta (Saturday)

Race 27

Op Ix Op Ix

Heat

3 to F



Posn	Lane	Club	500m	1000m	1500m	Finish	Next
1	6	WRC Wallingford RC R. Fergus	DNA [2]	DNA [1]	DNA [1]	DNA -	48 Final
2	5	ZACK Cork BC P. Beechinor	DNA [4]	DNA [2]	DNA [2]	DNA -	48 Final
3	7	SUA Stratford Avon C. Thomas	DNA [3]	DNA [3]	DNA [3]	DNA -	48 Final
4	2	LEA Lea RC C. Ranocchi	DNA	DNA [4]	DNA [4]	DNA -	
5	4	FUL Fulham Reach R. Benton	DNA [5]	DNA [5]	DNA [6]	DNA -	
6	3	NTN Northampton RC J. Wolstenholme	DNA [6]	DNA [6]	DNA [7]	DNA -	
DNS	1	KCA King's Cant J. Berry					

Metropolitan Regatta (Saturday)

Race 28

W 2- W 2-

Final



Posn	Lane	Club	500m	1000m	1500m	Finish	Next
1	6	ZBAQ Anna Liffey D. Maguire, C. Dempsey	01:56.65 [1]	04:01.07 (02:04.42) [1]	06:04.48 (02:03.41) [1]	08:10.25 (02:05.77)	
2	4	DUB Durham Univ H. Barton, G. Dean	02:03.75 [5]	04:11.06 (02:07.31) [5]	06:14.48 (02:03.42) [2]	08:16.33 (02:01.85) 06.08	
3	2	ZACK Cork BC J. Duggan, C. Osullivan	02:00.05 [3]	04:09.12 (02:09.07) [3]	06:14.90 (02:05.78) [3]	08:22.20 (02:07.30) 05.87	
4	5	ZNU NUI Galway BC A. Brooks, S. Mannion	02:02.21 [4]	04:10.49 (02:08.28) [4]	06:19.79 (02:09.30) [5]	08:27.48 (02:07.69) 05.28	
5	3	ZUC Univ Coll Cork A. Feeley, S. Bouanane	02:07.45 [6]	04:18.18 (02:10.73) [6]	06:24.03 (02:05.85) [6]	08:29.10 (02:05.07) 01.62	
6	1	TRC Thames RC A. Campbell, K. Eskander	01:57.02 [2]	04:07.72 (02:10.70) [2]	06:19.14 (02:11.42) [4]	08:35.10 (02:15.96) 06.00	

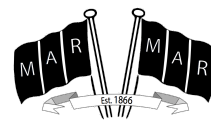
Metropolitan Regatta (Saturday)

Race 29

Op 4+ Ch Op 4+ Championship

Heat

2 to F



Posn	Lane	Club	500m	1000m	1500m	Finish	Next
1	1	IMP Imperial Coll T. Smith, A. Fraser, J. Walsh, M. Ridgwell, [Cox] W. Le Brocq	01:39.54 [3]	03:19.12 (01:39.58) [1]	05:02.28 (01:43.16) [1]	06:45.10 (01:42.82)	52 Final
2	3	KRC Kingston RC J. Keen-Tomlinson, P. Wales, C. Sim, D. Bakalli, [Cox] P. Seaward	01:37.21 [1]	03:20.30 (01:43.09) [2]	05:05.38 (01:45.08) [2]	06:47.30 (01:41.92) 02.20	52 Final
3	6	ZAQU/ ZCA/ ZNU/ ZUC Queens Univ/ Carlow RC/ NUI Ga... R. Corrigan, J. Keating, D. Breen, B. O'Rourke, R. O'Leary	01:44.97 [6]	03:23.61 (01:38.64) [3]	05:08.49 (01:44.88) [3]	06:48.78 (01:40.29) 01.48	
4	5	RCH Royal Chester H. Higginbottom, T. Rushton, P. Dean, H. McGarva, [Cox] S. Armstrong	01:40.02 [4]	03:24.77 (01:44.75) [4]	05:11.69 (01:46.92) [4]	06:56.93 (01:45.24) 08.15	
5	2	ZUC Univ Coll Cork S. Murphy, P. Kennelly, D. Larkin, K. White, [Cox] C. O'Connell	DNA [7]	03:27.72 (03:27.72) [5]	05:16.99 (01:49.27) [5]	07:04.11 (01:47.12) 07.18	
6	4	TYR Tyrian Club J. Bubb-Humfries, T. Langstone, A. Matheson, J. Edwards, [Cox] M. Gander	DNA [8]	03:33.82 (03:33.82) [6]	05:26.72 (01:52.90) [6]	07:15.69 (01:48.97) 11.58	

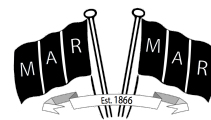
Metropolitan Regatta (Saturday)

Race 30

Op 4+ Ch Op 4+ Championship

Heat

2 to F



Posn	Lane	Club	500m	1000m	1500m	Finish	Next
1	4	ZACK Cork BC B. O'flynn, B. Connolly, N. McSwiney, J. Griffin, [Cox] V. Hanlon	02:17.29 [1]	04:02.20 (01:44.91) [2]	05:45.02 (01:42.82) [2]	07:25.57 (01:40.55)	52 Final
2	5	ZACD UCD Boat Club C. Murphy, A. Kelly, T. Earley, T. Doherty, [Cox] S. Ni Fhinn	02:17.77 [2]	04:00.69 (01:42.92) [1]	05:43.31 (01:42.62) [1]	07:26.52 (01:43.21) 00.95	52 Final
3	6	BAU Bath Univ M. Lewis, M. Rees, L. Gwenter, W. England, [Cox] M. Scott	02:20.03 [6]	04:05.80 (01:45.77) [3]	05:48.01 (01:42.21) [3]	07:30.90 (01:42.89) 04.38	
4	2	IMP (B) Imperial Coll M. McElroy, M. Leflaive-Manley, J. Harrison, M. Killian-Dawson, [Cox] B. Moore	02:18.93 [3]	04:06.25 (01:47.32) [4]	05:51.27 (01:45.02) [4]	07:34.34 (01:43.07) 03.44	
5	3	LEA Lea RC S. Perren, H. Berry, C. Hughes, A. Wildy, N. Shepherd	02:19.36 [4]	04:08.74 (01:49.38) [5]	05:53.86 (01:45.12) [5]	07:38.71 (01:44.85) 04.37	
6	1	TSS (A) Tideway Sc Sch E. Beckett, G. Maxwell, K. Brown, M. Wilkojc, [Cox] F. Lovric-Kemp	02:22.66 [7]	DNA - [7]	05:57.37 (05:57.37) [6]	07:40.22 (01:42.85) 01.51	
7	7	UTC (B) Upper Thames RC P. Tawns, L. Paterson, G. Eden, H. Vardigans, [Cox] J. McArthur	02:19.69 [5]	04:10.84 (01:51.15) [6]	05:59.04 (01:48.20) [7]	07:48.89 (01:49.85) 08.67	

Metropolitan Regatta (Saturday)

Race 31

Op 4+ Ch Op 4+ Championship

Heat

2 to F



Posn	Lane	Club	500m	1000m	1500m	Finish	Next
1	4	MBC Molesey BC R. Schofield, J. Hullah, M. Christie, K. Gray, [Cox] C. Fuscone	01:39.47 [1]	03:18.83 (01:39.36) [1]	04:59.25 (01:40.42) [1]	06:39.32 (01:40.07)	52 Final
2	5	DUB Durham Univ B. Wright, E. Gardiner, M. Burgess-Smith, O. Lindsay, [Cox] Z. Evans	01:40.48 [2]	03:21.43 (01:40.95) [2]	05:02.27 (01:40.84) [2]	06:43.49 (01:41.22) 04.17	52 Final
3	2	TRC Thames RC F. O'Driscoll, F. Traeger, M. Deetman, R. O'Callaghan, E. Burge	DNA	03:23.05 (03:23.05) [3]	05:08.15 (01:45.10) [3]	06:49.47 (01:41.32) 05.98	
4	7	UTC (A) Upper Thames RC M. Jinks, T. Hole, A. Jarvis, J. Robinson Ranger, S. King	01:40.92 [3]	03:27.61 (01:46.69) [4]	05:13.80 (01:46.19) [4]	06:56.74 (01:42.94) 07.27	
5	3	WAR Warwick BC A. Whitbread, F. Jefferies, A. Collett, P. Tonkin, [Cox] S. Wesley	DNA	03:28.71 (03:28.71) [5]	05:20.26 (01:51.55) [5]	07:11.41 (01:51.15) 14.67	
6	6	TSS (B) Tideway Sc Sch D. Ogunyoye, J. Budenberg, B. Trotman, N. Norgate, [Cox] M. Alloway	01:41.90 [4]	03:36.82 (01:54.92) [6]	05:28.23 (01:51.41) [6]	07:18.42 (01:50.19) 07.01	

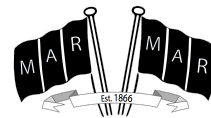
Metropolitan Regatta (Saturday)

Race 32

Op 4+ Acad Op 4+ Academic

Heat

3 to F



Posn	Lane	Club	500m	1000m	1500m	Finish	Next
1	4	ZNU (A) NUI Galway BC D. McCarthy, R. Quinn, S. Bryne, M. Farrell, [Cox] J. Russell	01:42.61 [1]	03:29.34 (01:46.73) [1]	05:20.29 (01:50.95) [1]	07:08.51 (01:48.22)	56 Final
2	3	ZACD (B) UCD Boat Club J. Gargan, R. Hynes, A. Mays, C. O'Connell, [Cox] L. O'Sullivan	01:48.80 [3]	03:36.70 (01:47.90) [3]	05:25.17 (01:48.47) [2]	07:13.32 (01:48.15) 04.81	56 Final
3	5	KCL King's College Z. Baxter, J. Lee, C. Randall, K. Mersey, [Cox] K. Best	01:45.48 [2]	03:35.85 (01:50.37) [2]	05:27.57 (01:51.72) [3]	07:18.64 (01:51.07) 05.32	56 Final
4	2	SOU S'hampton Univ A. Webster, T. Bramly, W. Sherwood, W. Humphris, [Cox] H. Aubrey	DNA	03:42.96 (03:42.96) [4]	05:38.42 (01:55.46) [4]	07:32.79 (01:54.37) 14.15	
5	7	ZALU (B) Limerick Univ E. O'Shaughnessy, C. Flanagan, L. Mulcahy, C. Horan, [Cox] N. Donlon	01:55.39 [4]	03:51.81 (01:56.42) [5]	05:48.61 (01:56.80) [5]	07:48.14 (01:59.53) 15.35	
DNS	6	USU Surrey Univ S. Kamran Khan, W. Sandengu, J. Gamble, J. Humphreys, [Cox] E. Maccann					

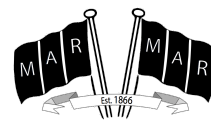
Metropolitan Regatta (Saturday)







Race 33

Op 4+ Acad Op 4+ Academic

Heat

3 to F



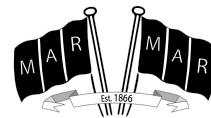
Posn	Lane	Club	500m	1000m	1500m	Finish	Next
1	7	UYO  York Univ R. Simpson, D. Jones, G. Forrest, T. Thorpe, C. Davies	01:41.70 [1]	03:28.69 (01:46.99) [1]	05:16.56 (01:47.87) [1]	07:05.55 (01:48.99)	56 Final
2	4	ZACD (C)  UCD Boat Club O. Cian, B. Reilly, F. Madden, N. Herlihy, [Cox] S. Fitzsimmons	01:45.87 [3]	03:33.89 (01:48.02) [2]	05:24.37 (01:50.48) [3]	07:09.87 (01:45.50) 04.32	56 Final
3	5	ZALU (A)  Limerick Univ M. Wilson, C. Carmody, M. Fanning, K. Hogan, [Cox] J. Kist	DNA [5]	03:35.78 (03:35.78) [4]	05:24.74 (01:48.96) [4]	07:12.50 (01:47.76) 02.63	56 Final
4	2	ZACD (A)  UCD Boat Club C. Scanlon, T. Burke, J. Kerins, E. Jarvis, [Cox] I. Jennings	01:48.52 [4]	03:36.19 (01:47.67) [5]	05:29.79 (01:53.60) [6]	07:20.51 (01:50.72) 08.01	
5	6	LIU  Liverpool Univ J. Norman, J. Sawcer, N. Cerulus, J. Thorne, C. Oliver	01:45.07 [2]	03:35.37 (01:50.30) [3]	DNA - [7]	07:23.73 (07:23.73) 03.22	
6	3	ZNU (B)  NUI Galway BC R. Heaney, B. Broekaart, M. Ryder, D. Fuller, [Cox] S. Conboy	DNA	DNA - [6]	DNA - [9]	07:23.73 (07:23.73)	

Metropolitan Regatta (Saturday)

Race 34

Op 2x Op 2x

Final



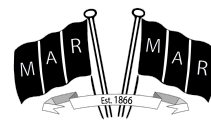
Posn	Lane	Club	500m	1000m	1500m	Finish	Next
1	5	RDG Reading RC H. Sandars, J. Tillotson	01:47.17 [1]	03:40.56 (01:53.39) [1]	05:32.39 (01:51.83) [1]	07:23.92 (01:51.53)	
2	2	COM Combined Servs G. Redman, L. Holland	01:50.13 [3]	03:45.76 (01:55.63) [2]	05:41.62 (01:55.86) [2]	07:36.50 (01:54.88)	12.58
3	4	UYO York Univ A. Waring, W. Lock	DNA	03:52.64 (03:52.64)	06:29.18 (02:36.54)	07:57.47 (01:28.29)	20.97
4	6	ZNU NUI Galway BC N. Duffy, M. Hogan	DNA [4]	04:16.67 (04:16.67) [4]	DNA - [5]	08:41.34 (08:41.34)	43.87
DNS	3	RUN Runcorn RC M. Leiser-Ford, A. Herrod					

Metropolitan Regatta (Saturday)

Race 35

Op Ix Op Ix

Final



Posn	Lane	Club	500m	1000m	1500m	Finish	Next
1	6	ZALU Limerick Univ K. Mannix	01:48.09 [1]	03:44.85 (01:56.76) [1]	05:40.86 (01:56.01) [1]	07:37.80 (01:56.94)	
2	1	ZAQU Queens Univ N. Hull	01:49.55 [2]	03:47.45 (01:57.90) [2]	05:45.13 (01:57.68) [2]	07:39.09 (01:53.96)	01.29
3	4	MBC Molesey BC A. Watkins	01:52.98 [3]	03:53.93 (02:00.95) [3]	05:51.62 (01:57.69) [3]	07:51.21 (01:59.59)	12.12
4	2	ZACR Commercial RC M. Corcoran	01:57.00 [5]	04:01.91 (02:04.91) [5]	06:00.99 (01:59.08) [5]	07:59.21 (01:58.22)	08.00
5	5	TSS Tideway Sc Sch H. Alireza	01:53.40 [4]	03:57.39 (02:03.99) [4]	05:58.57 (02:01.18) [4]	08:00.10 (02:01.53)	00.89
6	3	TSS Tideway Sc Sch J. Keech	01:59.24 [6]	04:06.68 (02:07.44) [6]	06:10.07 (02:03.39) [6]	08:11.58 (02:01.51)	11.48

Metropolitan Regatta (Saturday)

Race 37

W 4+ W 4+

Final



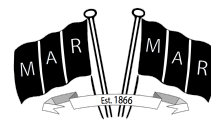
Posn	Lane	Club	500m	1000m	1500m	Finish	Next
1	5	ZADJ/ ZFS/ ZNU/ ZUC Castleconnell/ Skibereen RC/ N... N. Casey, C. O'Brien, L. Murphy, K. Shirlow, [Cox] A. Humphries-Griffiths	01:48.86 [1]	03:45.95 (01:57.09) [1]	05:42.33 (01:56.38) [1]	07:37.91 (01:55.58)	
2	2	ZNU NUI Galway BC S. Mannion, S. O'Donnell, A. Mooney, A. Brooks, [Cox] J. Russell	01:55.01 [3]	03:54.82 (01:59.81) [3]	05:52.13 (01:57.31) [3]	07:47.57 (01:55.44) 09.66	
3	1	LEA Lea RC R. Ricketts, M. Becker, S. Mylan, M. Parkinson, M. Pooley	01:53.46 [2]	03:52.36 (01:58.90) [2]	05:50.37 (01:58.01) [2]	07:49.03 (01:58.66) 01.46	
4	3	ZACK Cork BC L. Murphy, K. Mackey, A. O Riordan, E. Cummins, [Cox] V. Hanlon	01:57.33 [5]	04:00.25 (02:02.92) [4]	06:00.68 (02:00.43) [4]	08:01.08 (02:00.40) 12.05	
5	4	MBC Molesey BC L. Cronin, C. Oconnell, L. Reid, E. Singham, [Cox] A. Yong	01:55.64 [4]	04:00.68 (02:05.04) [5]	06:07.73 (02:07.05) [5]	08:16.00 (02:08.27) 14.92	

Metropolitan Regatta (Saturday)

Race 38

W 8+ Club W 8+ Club

Final



Posn	Lane	Club	500m	1000m	1500m	Finish	Next
1	4	CBR (A) Bristol City C. Bloom, A. Young, R. Whale, H. Heathcote, J. Chapman, L. O'Neill, S. Deambrosi, A. Gardner, [Cox] R. Summers	01:44.19 [1]	03:30.77 (01:46.58) [1]	05:18.59 (01:47.82) [1]	07:05.04 (01:46.45)	
2	2	AGE Agecroft RC C. Vine, E. Tixerant, C. Waghorne, C. Pringle, E. Bleasdale, F. Morton, T. Maynard, M. Kearney, [Cox] L. Masters	01:46.82 [3]	03:32.80 (01:45.98) [2]	05:23.76 (01:50.96) [3]	07:05.77 (01:42.01) 00.73	
3	6	NRC Nottingham RC L. Wheeldon, L. Hartill, M. Grandsen, E. Bradley, M. Davy, A. Beaumont, C. Beaumont, K. Nunn, E. Allen	01:46.11 [2]	03:34.57 (01:48.46) [3]	05:28.37 (01:53.80) [4]	07:11.49 (01:43.12) 05.72	
4	3	HEN Henley RC S. Underwood, G. Segrt, M. Guida, I. Bird, A. Weller, C. Rowley, E. Berry, C. Williams, M. Sturgess	01:49.92 [6]	03:38.35 (01:48.43) [4]	05:31.43 (01:53.08) [5]	07:15.07 (01:43.64) 03.58	
5	5	MAA Mortlake AA S. Jones, I. Rigoulet, V. Dadlani, Z. Brass, I. Zakers, G. Webb, S. Lloyd-Williams, H. O'Mahoney, A. Pickthall	01:50.46 [7]	03:40.49 (01:50.03) [5]	05:35.81 (01:55.32) [6]	07:19.38 (01:43.57) 04.31	
6	7	BBL Barnes Br LRC H. Steedman, A. Sugarman, E. Saary, L. Oakley, A. Seakins, C. Cahill, R. Martin, H. Millar, [Cox] A. James	01:49.56 [5]	03:42.23 (01:52.67) [6]	06:01.72 (02:19.49) [7]	07:30.62 (01:28.90) 11.24	
7	1	CBR (B) Bristol City C. Hall, T. Tijssen, L. Woods, E. Richards, G. Lusby, A. Hill, E. Esfahani, L. Allen, [Cox] K. Richards	01:59.85 [8]	04:00.23 (02:00.38) [7]	DNA - [8]	07:59.86 (07:59.86) 29.24	







Metropolitan Regatta (Saturday)

Race 39

W 4- Club W 4- Club

Final



Posn	Lane	Club	500m	1000m	1500m	Finish	Next
1	4	HEN  Henley RC M. Pollard, P. Snowden, C. Russell, P. Fletcher	01:50.21 [2]	03:44.53 (01:54.32) [1]	05:39.10 (01:54.57) [1]	07:32.36 (01:53.26)	
2	5	WRR  Worcester RC C. Sheppard, E. Foulds, E. Johnston, C. Jackson	01:48.84 [1]	03:45.93 (01:57.09) [2]	05:43.83 (01:57.90) [2]	07:37.92 (01:54.09) 05.56	
3	3	MBC (B)  Molesey BC E. Boyns, E. Brace, Y. Tredell, P. Wilkins	DNA [6]	03:50.37 (03:50.37) [6]	05:46.55 (01:56.18) [4]	07:38.89 (01:52.34) 00.97	
4	1	PTR  Putney Town K. Lewis, K. Bevan, M. Perkins, A. Crowe	01:51.69 [4]	03:49.95 (01:58.26) [5]	05:45.98 (01:56.03) [3]	07:39.73 (01:53.75) 00.84	
5	6	GRO  Grosvenor RC B. Ward, L. Champion, L. Doherty, E. Mitchell	01:50.53 [3]	03:48.21 (01:57.68) [3]	05:47.15 (01:58.94) [5]	07:41.54 (01:54.39) 01.81	
6	2	CAM (A)  Cambridge City S. Valen, C. Hurst, M. Dubois-Van Slageren, S. Large	01:52.39 [5]	03:49.43 (01:57.04) [4]	05:47.85 (01:58.42) [6]	07:43.84 (01:55.99) 02.30	

Metropolitan Regatta (Saturday)

Race 40

W I x W I x

Final



Posn	Lane	Club	500m	1000m	1500m	Finish	Next
1	4	BAU Bath Univ L. Macro	02:01.45 [1]	04:07.36 (02:05.91) [1]	06:13.51 (02:06.15) [1]	08:16.25 (02:02.74)	
2	5	EXU Exeter Univ O. Olubodun	02:04.13 [3]	04:09.50 (02:05.37) [2]	06:15.93 (02:06.43) [2]	08:17.94 (02:02.01) 01.69	
3	6	MBC Molesey BC I. Magner	02:03.45 [2]	04:11.74 (02:08.29) [3]	06:20.14 (02:08.40) [3]	08:25.64 (02:05.50) 07.70	
4	3	BAU Bath Univ Z. Mulholland	02:06.04 [4]	04:14.50 (02:08.46) [4]	06:24.46 (02:09.96) [4]	08:27.88 (02:03.42) 02.24	
5	2	WBK Walbrook RC N. Gallagher	02:06.51 [5]	04:16.51 (02:10.00) [5]	06:25.88 (02:09.37) [5]	08:28.46 (02:02.58) 00.58	
6	1	NEW Newcastle Univ F. Russell	02:09.49 [6]	04:22.02 (02:12.53) [6]	06:36.95 (02:14.93) [6]	08:51.25 (02:14.30) 22.79	

Metropolitan Regatta (Saturday)

Race 41

Op 8+ Acad Op 8+ Academic

Final



Posn	Lane	Club	500m	1000m	1500m	Finish	Next
1	4	BAU (A) Bath Univ R. Notter, M. Valentine, J. Russell, R. Haines, J. Hardy, T. Stace, H. Jones, P. Mummary, [Cox] G. Trotter	01:34.80 [2]	03:12.72 (01:37.92) [2]	04:49.39 (01:36.67) [1]	06:22.67 (01:33.28)	
2	3	ZUC Univ Coll Cork E. Larkin, R. Kruschel, K. Burke, P. O'Sullivan, D. Begley, R. O'callaghan, D. Barry-O'Donovan, C. Corkery, [Cox] C. O'connell	01:36.97 [5]	03:14.80 (01:37.83) [4]	04:49.83 (01:35.03) [2]	06:22.85 (01:33.02) 00.18	
3	5	SOU S'hampton Univ E. Thomas, C. Hall, P. Betts, M. Matt, F. McGahan, A. Dalgiesh, J. Chadaj, E. Trigle, [Cox] A. Kirkup	01:34.34 [1]	03:12.23 (01:37.89) [1]	04:50.24 (01:38.01) [3]	06:23.83 (01:33.59) 00.98	
4	6	EXU (A) Exeter Univ M. Shaw, B. Sherry, R. Powell, J. Farnham, T. Kawalek, J. Tyrrell, T. Taylor, J. Elwig, T. Goodwin	01:35.19 [3]	03:14.11 (01:38.92) [3]	04:50.69 (01:36.58) [4]	06:26.25 (01:35.56) 02.42	
5	1	UBR Bristol Univ M. Jackson, W. Linton, M. Smith, J. Bullivant, A. Jackson, E. Crampton, W. Stoner, H. Hetherington, [Cox] S. Gill	01:37.30 [7]	03:16.71 (01:39.41) [6]	04:53.48 (01:36.77) [5]	06:26.83 (01:33.35) 00.58	
6	2	USU Surrey Univ J. Gamble, W. Sandengu, B. Grandjean, T. Powders, S. Griffin, C. Wheeler, J. Humphreys, L. Schroth, [Cox] E. Hamilton-Davies	01:35.56 [4]	03:15.17 (01:39.61) [5]	04:53.85 (01:38.68) [6]	06:29.61 (01:35.76) 02.78	

Metropolitan Regatta (Saturday)

Race 42

W 4x- W 4x-

Final




Posn	Lane	Club	500m	1000m	1500m	Finish	Next
1	7	MBC Molesey BC H. Airbright, P. Birch, K. Engelsman, E. Feerick	01:47.39 [3]	03:39.18 (01:51.79) [1]	05:30.13 (01:50.95) [1]	07:17.23 (01:47.10)	
2	2	GHP Glos Hartpury C. Armstrong, A. Radbourne, E. Wright, O. Cottier	01:46.71 [1]	03:41.18 (01:54.47) [3]	05:34.68 (01:53.50) [2]	07:21.81 (01:47.13) 04.58	
3	3	CAB Cantabrigian E. Caroe, E. Darlington, V. Sassow, A. Laube	01:47.02 [2]	03:39.78 (01:52.76) [2]	05:35.25 (01:55.47) [3]	07:26.40 (01:51.15) 04.59	
4	4	MOS Mossbourne M. Coode, M. Laukyte, F. Beaumont, R. Van Doorn	DNA	03:52.40 (03:52.40) [4]	05:51.78 (01:59.38) [4]	07:44.93 (01:53.15) 18.53	
5	5	PET Peterborough I. Apostolidou, G. Singleton, S. Watson, H. Shipton	01:52.45 [5]	03:52.85 (02:00.40) [5]	05:53.15 (02:00.30) [5]	07:47.41 (01:54.26) 02.48	
6	1	MAA Mortlake AA E. Robinson, A. Watson, J. Gowan, D. Hampton	01:53.27 [6]	03:54.79 (02:01.52) [6]	06:01.60 (02:06.81) [6]	07:57.74 (01:56.14) 10.33	
SCR	6	ZQL Queens U Ladies L. McAllister, J. Cameron, N. Sheridan, H. Morrison					

Metropolitan Regatta (Saturday)

Race 43

W I x W I x

Final



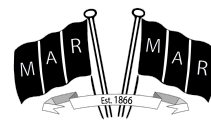
Posn	Lane	Club	500m	1000m	1500m	Finish	Next
1	6	RCH Royal Chester S. McKay	02:05.08 [1]	04:16.06 (02:10.98) [1]	06:26.50 (02:10.44) [1]	08:34.55 (02:08.05)	
2	4	RDG Reading RC M. Douglas	02:07.97 [4]	04:20.16 (02:12.19) [5]	06:32.30 (02:12.14) [3]	08:41.71 (02:09.41) 07.16	
3	5	ZASN Shandon BC J. Legresley	02:08.24 [5]	04:19.84 (02:11.60) [4]	06:30.53 (02:10.69) [2]	08:42.91 (02:12.38) 01.20	
4	2	GRF Greenbank S. Lewis	02:07.66 [3]	04:18.01 (02:10.35) [2]	06:33.57 (02:15.56) [4]	08:48.42 (02:14.85) 05.51	
5	3	TRC Thames RC E. Fuller	02:06.18 [2]	04:18.30 (02:12.12) [3]	06:35.50 (02:17.20) [5]	08:53.87 (02:18.37) 05.45	
6	1	TRF Trafford RC B. Sykes	02:10.93 [6]	DNA - [6]	06:48.64 (06:48.64) [6]	09:09.06 (02:20.42) 15.19	



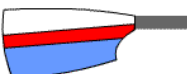




Metropolitan Regatta (Saturday)

Race 44

W 4+ W 4+

Final



Posn	Lane	Club	500m	1000m	1500m	Finish	Next
1	4	TSS  Tideway Sc Sch S. Van Son, M. Plak, A. Chapman, K. Jayne-Coupe, [Cox] A. Stutter	DNA [1]	DNA [1]	DNA [1]	DNA -	
2	1	TRC  Thames RC E. Rogers, L. Colthurst, M. King, A. Nee, [Cox] C. McGarry	DNA [3]	DNA [2]	DNA [2]	DNA -	
3	6	AGE  Agecroft RC M. Arbuthnot, Z. Coates, S. Rodgers, R. Thomson, F. Carroll	DNA [2]	DNA [3]	DNA [3]	DNA -	
4	2	NRC  Nottingham RC K. Doleman, G. Charlesworth, L. Stratton, C. Johnson, [Cox] R. Khan	DNA [4]	DNA [4]	DNA [4]	DNA -	
5	7	ZADT  Dublin U Ladies S. Thompson, C. Crooks, M. Brennan, E. Murphy, [Cox] C. White	DNA [5]	DNA [5]	DNA [5]	DNA -	
6	5	ZALU (A)  Limerick Univ C. O Donoghue, G. Sheridan, C. Davis, M. Carmody, [Cox] E. Kiely	DNA [6]	DNA [6]	DNA [7]	DNA -	
7	3	ZALU (B)  Limerick Univ K. Boyne, C. Murphy, A. Kelly, C. Coughlan, [Cox] N. Donlon	DNA [7]	DNA [7]	DNA [8]	DNA -	

Metropolitan Regatta (Saturday)

Race 45

Op 4x- Op 4x-

Final



Posn	Lane	Club	500m	1000m	1500m	Finish	Next
1	4	ZAQU/ ZASN/ ZUC Queens Univ/ Shandon BC/ Univ ... E. Gaffney, H. Sutton, H. Moore, M. Taylor	01:33.46 [1]	03:12.17 (01:38.71) [1]	04:51.33 (01:39.16) [1]	06:32.47 (01:41.14)	
2	3	GHP Glos Hartpury T. Jenkinson, J. Mackman, A. Astbury, B. Harris	01:35.03 [2]	03:16.87 (01:41.84) [2]	04:57.46 (01:40.59) [2]	06:39.71 (01:42.25) 07.24	
3	1	RDU (A) Reading Univ J. Pitt, R. McPherson, D. Few, A. Badcott	01:36.17 [4]	03:17.55 (01:41.38) [3]	04:59.93 (01:42.38) [3]	06:42.66 (01:42.73) 02.95	
4	2	AGE Agecroft RC R. Mathewson, O. Lee, B. Gregory, H. Gallie	01:35.47 [3]	03:18.51 (01:43.04) [4]	05:02.53 (01:44.02) [4]	06:46.82 (01:44.29) 04.16	
5	6	RDU (B) Reading Univ A. Holbrough, E. De Boehmler, H. West, C. Powell	01:38.74 [5]	03:23.34 (01:44.60) [5]	05:08.34 (01:45.00) [5]	06:49.50 (01:41.16) 02.68	
6	5	ZAQU (A) Queens Univ M. Riordan, P. Morgan-Jones, A. Johnston, D. Murtagh	01:41.45 [6]	03:25.85 (01:44.40) [6]	05:09.64 (01:43.79) [6]	06:49.50 (01:39.86)	

Metropolitan Regatta (Saturday)

Race 46

Op 2x Op 2x

Final



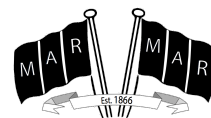
Posn	Lane	Club	500m	1000m	1500m	Finish	Next
1	3	QBC Quintin BC M. Chatwin, T. Solesbury	01:48.26 [3]	03:35.78 (01:47.52) [1]	05:23.98 (01:48.20) [1]	07:08.66 (01:44.68)	
2	6	FUL/ TSS Fulham Reach/ Tideway Sc Sch S. Blake, J. Sanders	01:49.10 [4]	03:38.60 (01:49.50) [3]	05:27.15 (01:48.55) [2]	07:12.36 (01:45.21) 03.70	
3	2	WRC Wallingford RC J. Garrow, S. Pearson	01:50.44 [5]	03:39.66 (01:49.22) [4]	05:31.20 (01:51.54) [4]	07:14.22 (01:43.02) 01.86	
4	5	COM Combined Servs L. Grainger, S. Knight	01:46.85 [2]	03:36.71 (01:49.86) [2]	05:28.87 (01:52.16) [3]	07:17.49 (01:48.62) 03.27	
5	4	WAR Warwick BC T. Garner, B. Gittus	DNA [6]	03:45.13 (03:45.13) [5]	05:39.87 (01:54.74) [5]	07:33.70 (01:53.83) 16.21	

Metropolitan Regatta (Saturday)

Race 47

Op 4- Op 4-

Final



Posn	Lane	Club	500m	1000m	1500m	Finish	Next
1	6	RDG (A) Reading RC R. McCoriston, N. Musson, H. Parrish, N. Brown	01:43.18 [5]	03:25.66 (01:42.48) [3]	05:09.14 (01:43.48) [2]	06:51.72 (01:42.58)	
2	2	NOR Norwich RC J. McKelvey, C. Page, C. Shiplee, O. Negus	01:38.74 [2]	03:22.56 (01:43.82) [2]	05:09.56 (01:47.00) [3]	06:52.07 (01:42.51)	00.35
3	3	MAR Marlow RC A. Gurney, K. McDiarmid, G. Farr, O. Emmett-Bird	01:41.93 [3]	03:27.57 (01:45.64) [5]	05:14.14 (01:46.57) [5]	06:56.92 (01:42.78)	04.85
4	5	BRX Broxbourne RC C. Scorah, M. Fidler, P. Robinson, R. Theobald	01:42.78 [4]	03:27.05 (01:44.27) [4]	05:12.26 (01:45.21) [4]	06:57.14 (01:44.88)	00.22
5	1	LEE Leeds RC M. Tarrant, R. Goodall, A. Dow, J. Brown	01:45.24 [7]	03:34.63 (01:49.39) [6]	05:24.21 (01:49.58) [6]	07:16.80 (01:52.59)	19.66
DSQ	4	CBR Bristol City W. Japp, H. Cooper, S. Evans, C. Smith					

Metropolitan Regatta (Saturday)

Race 48

Op Ix Op Ix

Final



Posn	Lane	Club	500m	1000m	1500m	Finish	Next
1	4	SOC Coalporters H. Aitchison	01:53.04 [2]	03:50.10 (01:57.06) [1]	05:47.78 (01:57.68) [1]	07:41.76 (01:53.98)	
2	5	TRC Thames RC M. Cummings	01:52.38 [1]	03:51.65 (01:59.27) [2]	05:49.71 (01:58.06) [2]	07:46.29 (01:56.58) 04.53	
3	6	TYN Tyne RC R. Fergie	01:54.20 [3]	03:53.86 (01:59.66) [3]	05:55.67 (02:01.81) [3]	07:53.50 (01:57.83) 07.21	
4	3	WRC Wallingford RC R. Fergus	01:56.81 [4]	03:56.73 (01:59.92) [4]	06:00.22 (02:03.49) [4]	07:57.48 (01:57.26) 03.98	
5	2	ZACK Cork BC P. Beechinor	01:58.64 [6]	03:59.71 (02:01.07) [5]	06:02.33 (02:02.62) [5]	07:58.22 (01:55.89) 00.74	
6	1	SUA Stratford Avon C. Thomas	01:57.33 [5]	04:00.85 (02:03.52) [6]	06:07.02 (02:06.17) [6]	08:10.89 (02:03.87) 12.67	

Metropolitan Regatta (Saturday)

Race 49

W 4- Ch W 4- Championship

Final



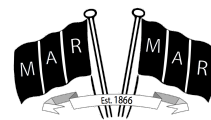
Posn	Lane	Club	500m	1000m	1500m	Finish	Next
1	4	ULO (A) London Univ E. Lindberg, I. Powell, G. Robinson Ranger, A. Davies	01:40.33 [1]	03:26.69 (01:46.36) [1]	05:13.64 (01:46.95) [1]	06:58.76 (01:45.12)	
2	3	LDR Leander Club A. Porteous, S. Dear, N. Harris-White, L. Meridew	01:42.90 [2]	03:31.38 (01:48.48) [2]	05:18.46 (01:47.08) [2]	07:04.06 (01:45.60) 05.30	
3	5	IMP Imperial Coll P. England, N. Doye, G. Malin, D. Bethell	01:49.18 [7]	03:39.07 (01:49.89) [5]	05:29.23 (01:50.16) [4]	07:16.41 (01:47.18) 12.35	
4	1	TSS Tideway Sc Sch A. Brown, A. Polglase, E. Peebles, A. Bloomer	01:47.18 [4]	03:37.15 (01:49.97) [3]	05:27.03 (01:49.88) [3]	07:16.79 (01:49.76) 00.38	
5	2	TRC Thames RC J. Eastwood, S. Carlotti, A. Gibson, I. Casley	01:47.59 [5]	03:37.94 (01:50.35) [4]	05:30.37 (01:52.43) [5]	07:20.31 (01:49.94) 03.52	
6	6	DUB Durham Univ G. Dean, H. Barton, L. Irwin, S. Devereux	DNA [8]	03:41.39 (03:41.39) [6]	05:33.58 (01:52.19) [6]	07:26.95 (01:53.37) 06.64	

Metropolitan Regatta (Saturday)

Race 50

Op 8+ Club Op 8+ Club

Final

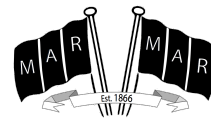


Posn	Lane	Club	500m	1000m	1500m	Finish	Next
1	4	KRC Kingston RC P. Beeley, S. Boyer, A. Hancock, R. Clements, M. Manning, S. Tunbridge, M. McWilliam, I. Gaston, [Cox] A. Cackett	01:31.81 [1]	03:08.75 (01:36.94) [1]	04:46.37 (01:37.62) [1]	06:20.41 (01:34.04)	
2	1	TYN (A) Tyne RC R. Singfield, J. MacLennan, I. Shipley, T. Jackson, E. Lewis, A. Turnill, A. Spencer, T. Campbell, [Cox] R. Moore	01:34.91 [2]	03:12.22 (01:37.31) [2]	04:49.39 (01:37.17) [2]	06:23.51 (01:34.12) 03.10	
3	5	CBR Bristol City C. Condie, M. Hutchings, R. Bonham, G. Verdon, C. Pettitt, G. Acton, C. Gathercole, C. Scrimshaw, [Cox] K. Millar	01:37.68 [6]	03:14.38 (01:36.70) [3]	04:51.47 (01:37.09) [3]	06:25.40 (01:33.93) 01.89	
4	3	COX Oxford City T. Broomfield, S. Clifford, B. Cannons, J. Storey, W. Cunningham, A. Martin, J. Elliott, W. Mahoney, [Cox] L. Howe	01:36.20 [3]	03:14.81 (01:38.61) [4]	04:52.45 (01:37.64) [4]	06:25.73 (01:33.28) 00.33	
5	2	RCH Royal Chester M. Chan, J. McGarva, P. Home, S. Heyes-Burke, K. Dudley, J. Brown, H. Websdell, J. Simons, [Cox] A. Sanders	DNA [7]	03:15.19 (03:15.19) [5]	04:53.23 (01:38.04) [5]	06:27.02 (01:33.79) 01.29	
6	6	VRC (A) Vesta RC R. Langtree, P. Corby, J. Ashman, A. Persin, O. Chapman, T. Wade, G. Gallagher, J. Bowyer, R. Hamilton	01:36.51 [4]	03:15.59 (01:39.08) [6]	04:53.94 (01:38.35) [6]	06:28.19 (01:34.25) 01.17	

Metropolitan Regatta (Saturday)

Race 52

Op 4+ Ch Op 4+ Championship Final



Posn	Lane	Club	500m	1000m	1500m	Finish	Next
1	5	MBC Molesey BC R. Schofield, J. Hullah, M. Christie, K. Gray, [Cox] C. Fuscone	01:38.38 [1]	03:16.43 (01:38.05) [1]	04:54.98 (01:38.55) [1]	06:34.36 (01:39.38)	
2	4	IMP Imperial Coll T. Smith, A. Fraser, J. Walsh, M. Ridgwell, [Cox] W. Le Brocq	01:40.68 [5]	03:19.45 (01:38.77) [2]	05:00.02 (01:40.57) [2]	06:38.23 (01:38.21) 03.87	
3	6	ZACD UCD Boat Club C. Murphy, A. Kelly, T. Earley, T. Doherty, [Cox] S. Ni Fhinn	01:40.30 [4]	03:20.19 (01:39.89) [4]	05:00.70 (01:40.51) [3]	06:39.25 (01:38.55) 01.02	
4	1	DUB Durham Univ B. Wright, E. Gardiner, M. Burgess-Smith, O. Lindsay, [Cox] Z. Evans	01:38.91 [2]	03:19.86 (01:40.95) [3]	05:05.07 (01:45.21) [5]	06:40.33 (01:35.26) 01.08	
5	3	ZACK Cork BC B. O'flynn, B. Connolly, N. McSwiney, J. Griffin, [Cox] V. Hanlon	DNA [7]	03:22.74 (03:22.74) [6]	05:05.87 (01:43.13) [6]	06:43.69 (01:37.82) 03.36	
6	2	KRC Kingston RC J. Keen-Tomlinson, P. Wales, C. Sim, D. Bakalli, [Cox] P. Seaward	01:41.21 [6]	03:22.10 (01:40.89) [5]	DNA [7]	06:47.41 (06:47.41) 03.72	

Metropolitan Regatta (Saturday)

Race 53

Op Lwt 1x Op Lwt 1x

Final



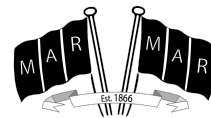
Posn	Lane	Club	500m	1000m	1500m	Finish	Next
1	5	CNN Cambridge 99 H. Wagenaar	DNA [2]	03:50.47 (03:50.47) [1]	05:57.15 (02:06.68)	08:10.92 (02:13.77)	
DNF	2	NRC Nottingham RC H. Richardson					
DNS	3	MBC Molesey BC A. Cowley					
SCR	4	RDU Reading Univ F. Hamilton					

Metropolitan Regatta (Saturday)

Race 54

Op 2- Op 2-

Final



Posn	Lane	Club	500m	1000m	1500m	Finish	Next
1	1	GLW (B) Glasgow RC C. Young, J. Thompson	01:44.60 [2]	03:33.56 (01:48.96) [1]	05:18.81 (01:45.25) [1]	07:05.35 (01:46.54)	
2	4	TYR Tyrian Club O. Stephens, R. Clarke	01:44.13 [1]	03:35.94 (01:51.81) [2]	05:27.53 (01:51.59) [2]	07:18.91 (01:51.38)	13.56
3	3	ZACD UCD Boat Club S. Bolger, M. Doyle	01:47.77 [4]	03:39.47 (01:51.70) [3]	05:30.95 (01:51.48) [3]	07:21.52 (01:50.57)	02.61
4	5	LTU Latymer Upper E. Ward, J. Phelps	01:51.17 [5]	03:46.98 (01:55.81) [5]	05:41.80 (01:54.82) [4]	07:36.26 (01:54.46)	14.74
DNF	2	CNN Cambridge 99 W. Todd, W. Shaw					

Metropolitan Regatta (Saturday)

Race 55

W J18 4x- W J18 4x-

Final



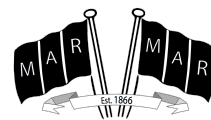
Posn	Lane	Club	500m	1000m	1500m	Finish	Next
1	5	HEN (A) Henley RC H. Hills, S. Hahn, D. Bellamy, G. Brown	01:41.22 [1]	03:32.95 (01:51.73) [1]	05:21.61 (01:48.66) [1]	07:08.80 (01:47.19)	
2	2	TSS Tideway Sc Sch J. Goodall, I. Lack, E. Davies, R. O'Keeffe	01:43.71 [2]	03:35.36 (01:51.65) [2]	05:25.64 (01:50.28) [2]	07:15.15 (01:49.51) 06.35	
3	1	MAR (B) Marlow RC T. Brogan, K. Robbins, E. Dabinett, E. Lombardo	01:44.03 [3]	03:40.30 (01:56.27) [3]	05:33.64 (01:53.34) [3]	07:26.13 (01:52.49) 10.98	
4	3	HEN (B) Henley RC G. Pollard, I. Cotten, D. Luke, H. Cookson	01:46.62 [5]	03:43.10 (01:56.48) [4]	05:37.71 (01:54.61) [4]	07:32.23 (01:54.52) 06.10	
5	4	WRC (A) Wallingford RC F. Sharp, S. Turner-Frick, A. Grace, O. White	01:46.35 [4]	03:44.48 (01:58.13) [5]	05:40.69 (01:56.21) [5]	07:33.66 (01:52.97) 01.43	
6	7	WRC (B) Wallingford RC H. Wilkinson, A. Robson, L. Barlow, B. Morrison	01:48.47 [6]	03:48.46 (01:59.99) [6]	05:45.40 (01:56.94) [6]	07:38.47 (01:53.07) 04.81	
DNS	6	MAR (A) Marlow RC C. Pryor, A. Furlonger, F. Robertson, E. Stilwell					

Metropolitan Regatta (Saturday)

Race 56

Op 4+ Acad Op 4+ Academic

Final



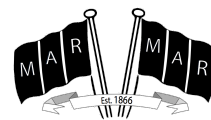
Posn	Lane	Club	500m	1000m	1500m	Finish	Next
1	4	ZNU (A) NUI Galway BC D. McCarthy, R. Quinn, S. Bryne, M. Farrell, [Cox] J. Russell	01:41.05 [1]	03:26.67 (01:45.62) [1]	05:12.67 (01:46.00) [1]	06:56.81 (01:44.14)	
2	5	ZACD (B) UCD Boat Club J. Gargan, R. Hynes, A. Mays, C. O'Connell, [Cox] L. O'Sullivan	01:45.48 [4]	03:31.26 (01:45.78) [3]	05:17.24 (01:45.98) [2]	07:00.99 (01:43.75) 04.18	
3	3	UYO York Univ R. Simpson, D. Jones, G. Forrest, T. Thorpe, C. Davies	01:43.35 [2]	03:30.68 (01:47.33) [2]	05:17.68 (01:47.00) [3]	07:02.08 (01:44.40) 01.09	
4	6	KCL King's College Z. Baxter, J. Lee, C. Randall, K. Mersey, [Cox] K. Best	01:44.92 [3]	03:33.62 (01:48.70) [5]	05:22.60 (01:48.98) [5]	07:06.20 (01:43.60) 04.12	
5	2	ZACD (C) UCD Boat Club O. Cian, B. Reilly, F. Madden, N. Herlihy, [Cox] S. Fitzsimmons	01:46.32 [5]	03:32.79 (01:46.47) [4]	05:21.58 (01:48.79) [4]	07:07.17 (01:45.59) 00.97	
6	1	ZALU (A) Limerick Univ M. Wilson, C. Carmody, M. Fanning, K. Hogan, [Cox] J. Kist	01:47.65 [6]	03:38.53 (01:50.88) [6]	05:48.54 (02:10.01) [6]	07:34.51 (01:45.97) 27.34	





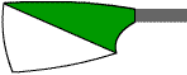


Metropolitan Regatta (Saturday)

Race 57

W 8+ Acad W 8+ Academic

Final



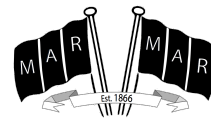
Posn	Lane	Club	500m	1000m	1500m	Finish	Next
1	7	ZADT (A)  Dublin U Ladies L. O'Keeffe, E. Clohessy, R. McHugh, J. Hogg, A. Mangan, E. Deasy, M. Kelly, A. McGranaghan, [Cox] C. White	01:39.76 [1]	03:25.75 (01:45.99) [1]	05:15.38 (01:49.63) [1]	07:01.45 (01:46.07)	
2	2	NEW (B)  Newcastle Univ F. Russell, E. Bryson-Harris, F. Chestnutt, B. Dyer, A. Peralta, R. Crowther, G. Russell, J. Olney, [Cox] E. Soppitt	01:45.05 [4]	03:30.23 (01:45.18) [3]	05:18.68 (01:48.45) [2]	07:05.24 (01:46.56) 03.79	
3	3	ZUC  Univ Coll Cork E. Buckley, S. Wakerlin, R. Murphy, S. Moran, C. Murphy, F. O'Keeffe, S. Higgins, M. Cremen, [Cox] R. O'Leary	01:42.90 [2]	03:29.27 (01:46.37) [2]	05:19.61 (01:50.34) [3]	07:06.81 (01:47.20) 01.57	
4	5	ZNU  NUI Galway BC S. Slattery, R. Trench, K. Shirlow, L. Ni Ghriofa, M. Tully, C. Burke, N. O'Keefe, M. Boland, [Cox] S. Conboy	01:44.63 [3]	03:32.51 (01:47.88) [4]	05:24.47 (01:51.96) [4]	07:11.88 (01:47.41) 05.07	
5	4	EXU  Exeter Univ N. Hyland, A. Lozinska-Brown, S. Evans, A. Haines, M. Milet, H. Le Pape, E. Nash, I. Daniels, L. Stops	01:48.16 [5]	03:36.42 (01:48.26) [5]	05:29.33 (01:52.91) [5]	07:18.36 (01:49.03) 06.48	
6	6	KCL  King's College C. Waller Alvarez, J. McQueen, L. Kuunal, V. Hayter, A. Strachan, J. Hopewell, M. Armstrong, E. Reidy, [Cox] F. Lowe	01:53.10 [6]	03:44.09 (01:50.99) [6]	05:41.74 (01:57.65) [6]	07:35.86 (01:54.12) 17.50	
7	1	ZADT (B)  Dublin U Ladies C. Rafter, K. Kavanagh, Z. Gallagher, C. Corcoran, A. NÁ-MhurchÁ, E. Fahy, S. Bourke, G. McArdle, [Cox] Á. O'Sullivan	DNA [7]	03:51.14 (03:51.14) [7]	05:50.69 (01:59.55) [7]	07:46.30 (01:55.61) 10.44	

Metropolitan Regatta (Saturday)

Race 58

Op 4- Op 4-

Final




Posn	Lane	Club	500m	1000m	1500m	Finish	Next
1	4	ZACD UCD Boat Club S. O'Connell, A. Goff, S. Mulvaney, D. O'Malley	01:32.79 [2]	03:10.81 (01:38.02) [2]	04:48.18 (01:37.37) [1]	06:24.45 (01:36.27)	
2	5	IMP Imperial Coll E. Bentley, B. Hambrook, C. Woods, N. Mouelle	01:31.65 [1]	03:09.94 (01:38.29) [1]	04:49.77 (01:39.83) [2]	06:26.90 (01:37.13) 02.45	
3	3	LEA Lea RC C. Prosser, R. Cheale, J. Daniels, H. Skinner	01:35.12 [3]	03:15.17 (01:40.05) [3]	04:54.59 (01:39.42) [3]	06:30.48 (01:35.89) 03.58	
4	6	ZACK Cork BC T. Power, S. O'Sullivan, J. Kearney, C. Osullivan	01:37.06 [5]	03:18.59 (01:41.53) [5]	04:57.10 (01:38.51) [4]	06:35.54 (01:38.44) 05.06	
5	2	KRC Kingston RC R. Sharratt, A. Bedford, A. Browning, N. Pepper	01:36.03 [4]	03:17.73 (01:41.70) [4]	04:59.15 (01:41.42) [5]	06:39.76 (01:40.61) 04.22	
6	1	ZACR Commercial RC S. Addison, K. Coughlan, C. Cunningham, M. Corcoran	01:37.99 [6]	03:20.43 (01:42.44) [6]	05:02.16 (01:41.73) [6]	06:42.07 (01:39.91) 02.31	

Metropolitan Regatta (Saturday)

Race 60

W 2x W 2x

Final




Posn	Lane	Club	500m	1000m	1500m	Finish	Next
1	2	BAU (A) Bath Univ L. Macro, Z. Mulholland	01:54.07 [2]	03:49.18 (01:55.11) [2]	05:49.36 (02:00.18) [1]	07:42.26 (01:52.90)	
2	6	EXU Exeter Univ O. Olubodun, I. Lingard	01:52.41 [1]	03:48.70 (01:56.29) [1]	05:49.66 (02:00.96) [2]	07:46.65 (01:56.99) 04.39	
3	1	ZALJ Lee RC, Cork M. Kidney, A. Lynch	01:57.44 [3]	03:58.47 (02:01.03) [3]	06:05.60 (02:07.13) [3]	08:04.29 (01:58.69) 17.64	
4	5	ZQL Queens U Ladies R. Smylie, E. Brogan	02:02.94 [5]	04:07.05 (02:04.11) [4]	06:18.93 (02:11.88) [4]	08:26.31 (02:07.38) 22.02	
5	4	GLR Gloucester RC Z. Cottrill, A. Hayes	02:01.89 [4]	04:10.21 (02:08.32) [5]	06:29.86 (02:19.65) [5]	08:45.97 (02:16.11) 19.66	
6	3	ZALU Limerick Univ C. Murphy, N. Hogan	02:10.40 [6]	04:31.86 (02:21.46) [6]	06:58.90 (02:27.04) [6]	09:15.56 (02:16.66) 29.59	

Metropolitan Regatta (Saturday)

Race 61

Op 2x Op 2x

Final



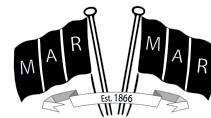
Posn	Lane	Club	500m	1000m	1500m	Finish	Next
1	6	LEE Leeds RC C. Wilkinson, N. Riding	01:42.24 [1]	03:32.39 (01:50.15) [1]	05:23.39 (01:51.00) [1]	07:15.09 (01:51.70)	
2	3	PTR Putney Town S. Chiocca, C. Hayden	01:47.27 [3]	03:38.85 (01:51.58) [2]	05:32.88 (01:54.03) [2]	07:28.87 (01:55.99) 13.78	
3	5	SUA Stratford Avon E. Lewry, T. Coles	01:46.03 [2]	03:39.85 (01:53.82) [3]	05:40.11 (02:00.26) [3]	07:38.43 (01:58.32) 09.56	
4	2	VRC Vesta RC M. Cannon, M. Hughes	01:54.53 [4]	03:57.59 (02:03.06) [4]	05:59.91 (02:02.32) [4]	08:01.97 (02:02.06) 23.54	
5	4	ZNU NUI Galway BC R. Maccurtain, M. Hogan	02:15.60 [5]	04:32.50 (02:16.90) [5]	06:48.78 (02:16.28) [5]	08:59.68 (02:10.90) 57.71	

Metropolitan Regatta (Saturday)

Race 63

Op Ix Op Ix

Final



Posn	Lane	Club	500m	1000m	1500m	Finish	Next
1	7	LDU Leeds Univ M. Brigham	01:44.37 [1]	03:34.56 (01:50.19) [1]	05:27.68 (01:53.12) [1]	07:21.11 (01:53.43)	
2	4	GRF Greenbank T. Wilkinson	01:47.51 [2]	03:40.99 (01:53.48) [2]	05:34.49 (01:53.50) [2]	07:23.11 (01:48.62) 02.00	
3	1	TWK Twickenham RC O. Quitmann	01:50.76 [7]	03:46.21 (01:55.45) [6]	05:38.81 (01:52.60) [3]	07:25.51 (01:46.70) 02.40	
4	2	ZACR Commercial RC N. Beggan	01:48.40 [4]	03:42.56 (01:54.16) [3]	05:39.03 (01:56.47) [4]	07:29.02 (01:49.99) 03.51	
5	3	LDR Leander Club C. Johnson	01:48.09 [3]	03:45.63 (01:57.54) [5]	05:40.14 (01:54.51) [5]	07:33.55 (01:53.41) 04.53	
6	5	ZALU Limerick Univ K. Mannix	01:49.12 [5]	03:43.98 (01:54.86) [4]	05:40.39 (01:56.41) [6]	07:38.22 (01:57.83) 04.67	
7	6	LDR Leander Club M. Peters	01:49.78 [6]	03:47.85 (01:58.07) [7]	05:44.67 (01:56.82) [7]	07:44.88 (02:00.21) 06.66	

Metropolitan Regatta (Saturday)

Race 64

Op J18 4x- Op J18 4x-

Heat

3 to F



Posn	Lane	Club	500m	1000m	1500m	Finish	Next
1	3	EMA Emanuel Sch L. Zagorac, G. Kitchen, G. Obholzer, O. Olby	01:36.75 [1]	03:16.38 (01:39.63) [1]	04:57.02 (01:40.64) [1]	06:39.21 (01:42.19)	92 Final
2	5	PET Peterborough T. Bodily, T. Jackson, T. Smith, C. Gilbey	01:37.03 [2]	03:18.85 (01:41.82) [2]	05:02.56 (01:43.71) [3]	06:44.20 (01:41.64) 04.99	92 Final
3	4	HIN Hinksey Sc Sch N. Adam, E. Sanderson, R. Stanford Meisl, D. Carpenter	DNA	03:19.27 (03:19.27) [3]	05:02.36 (01:43.09) [2]	06:44.60 (01:42.24) 00.40	92 Final
4	1	CCS (A) Claire's Court R. Hennessy, A. Sharma, J. Walton, A. Fairley	01:40.88 [3]	03:24.13 (01:43.25) [4]	05:07.11 (01:42.98) [4]	06:44.93 (01:37.82) 00.33	
5	2	TRC Thames RC B. James, J. Patten, H. Price, L. Knight	01:48.17 [4]	03:44.79 (01:56.62) [5]	05:40.73 (01:55.94) [5]	07:33.66 (01:52.93) 48.73	

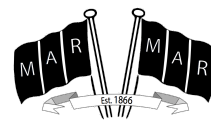
Metropolitan Regatta (Saturday)

Race 65

Op J18 4x- Op J18 4x-

Heat

3 to F



Posn	Lane	Club	500m	1000m	1500m	Finish	Next
1	4	CCS (B) Claire's Court J. Lambert, A. Getley, J. Wincomb, J. Stobbs	01:35.03 [2]	03:11.12 (01:36.09) [2]	04:47.89 (01:36.77) [1]	DNA -	92 Final
2	5	HEN Henley RC E. Turnell, G. Taylor, L. Marshall, J. Swinburn	01:32.88 [1]	03:10.51 (01:37.63) [1]	04:50.33 (01:39.82) [2]	DNA -	92 Final
3	6	ZALJ Lee RC, Cork A. Mahony, A. Sheehan, P. Leonard, D. Kelly	01:35.71 [3]	03:15.77 (01:40.06) [3]	04:55.53 (01:39.76) [3]	DNA -	92 Final
4	3	WRC Wallingford RC E. Robson, J. Halsall, F. Gauden, S. Whitty	01:38.52 [4]	03:20.56 (01:42.04) [4]	05:04.33 (01:43.77) [4]	DNA -	
5	2	MOS Mossbourne Z. James, B. Moxon, M. Bangura, C. Burley	DNA	03:24.83 (03:24.83) [5]	05:09.47 (01:44.64) [6]	DNA -	

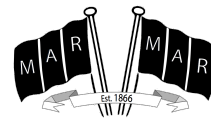
Metropolitan Regatta (Saturday)

Race 66

W 2- W 2-

Heat

3 to F



Posn	Lane	Club	500m	1000m	1500m	Finish	Next
1	5	MBC/ SHU Molesey BC/ Sheffield Univ N. Lamb, R. Edwards	01:52.24 [1]	03:47.08 (01:54.84) [1]	05:43.85 (01:56.77) [1]	07:43.14 (01:59.29)	98 Final
2	2	TSS Tideway Sc Sch K. Potter, K. Wagstaff	01:58.99 [3]	03:51.40 (01:52.41) [2]	05:50.06 (01:58.66) [2]	07:47.51 (01:57.45) 04.37	98 Final
3	1	LRC/ VRC London RC/ Vesta RC M. Jackson, R. McGregor-Ritchie	02:01.42 [5]	04:02.07 (02:00.65) [4]	06:01.33 (01:59.26) [3]	07:59.18 (01:57.85) 11.67	98 Final
4	4	VRC Vesta RC R. McKellar, L. Emkes	02:00.94 [4]	04:00.52 (01:59.58) [3]	06:03.24 (02:02.72) [4]	08:04.92 (02:01.68) 05.74	
5	3	ZNU NUI Galway BC A. Mooney, A. Ni Ghriofa	DNA [6]	04:05.69 (04:05.69) [5]	06:12.91 (02:07.22) [6]	08:17.33 (02:04.42) 12.41	

Metropolitan Regatta (Saturday)

Race 67

W 2- W 2-

Heat

3 to F



Posn	Lane	Club	500m	1000m	1500m	Finish	Next
1	3	TSS (C) Tideway Sc Sch C. Ricks, A. Terry	DNA	03:49.32 (03:49.32) [1]	05:48.51 (01:59.19) [1]	07:49.09 (02:00.58)	98 Final
2	5	DUB (B) Durham Univ H. Barton, L. Irwin	01:55.23 [2]	03:53.99 (01:58.76) [2]	05:53.78 (01:59.79) [2]	07:55.52 (02:01.74) 06.43	98 Final
3	6	ZBAQ Anna Liffey D. Maguire, C. Dempsey	01:55.64 [3]	03:56.84 (02:01.20) [3]	05:58.66 (02:01.82) [3]	07:58.49 (01:59.83) 02.97	98 Final
4	2	LEA Lea RC R. Minnich, C. Newbury	01:51.61 [1]	04:01.87 (02:10.26) [5]	06:03.35 (02:01.48) [4]	08:03.18 (01:59.83) 04.69	
5	4	TRC Thames RC M. Barry, O. Rogerson	01:56.43 [4]	04:00.65 (02:04.22) [4]	06:06.97 (02:06.32) [5]	08:13.40 (02:06.43) 10.22	

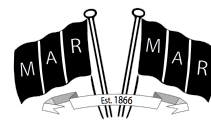
Metropolitan Regatta (Saturday)








Race 68

W I x W I x

Heat

3 to F



Posn	Lane	Club	500m	1000m	1500m	Finish	Next
1	1	TRC  Thames RC S. Halsey	02:06.87 [7]	04:12.87 (02:06.00) [3]	06:24.04 (02:11.17) [2]	08:32.45 (02:08.41)	94 Final
2	4	UTC  Upper Thames RC A. Hynes	02:02.08 [3]	04:09.90 (02:07.82) [1]	06:22.00 (02:12.10) [1]	08:32.68 (02:10.68) 00.23	94 Final
3	7	RCH  Royal Chester S. McKay	DNA [9]	04:16.08 (04:16.08) [5]	06:25.72 (02:09.64) [3]	08:34.15 (02:08.43) 01.47	94 Final
4	2	TWK  Twickenham RC V. Obukohwo	02:03.28 [5]	04:14.49 (02:11.21) [4]	06:29.30 (02:14.81) [4]	08:41.09 (02:11.79) 06.94	
5	5	DUB  Durham Univ S. Devereux	DNA [8]	04:17.51 (04:17.51) [6]	06:31.39 (02:13.88) [5]	08:41.37 (02:09.98) 00.28	
6	6	NRC  Nottingham RC E. Hudson	01:59.67 [1]	04:12.20 (02:12.53) [2]	06:31.69 (02:19.49) [6]	08:50.20 (02:18.51) 08.83	
7	3	ULO  London Univ E. Jones	DNA [10]	04:27.89 (04:27.89) [7]	06:50.31 (02:22.42) [7]	09:09.53 (02:19.22) 19.33	


Metropolitan Regatta (Saturday)

Race 69

W I x W I x

Heat

3 to F



Posn	Lane	Club	500m	1000m	1500m	Finish	Next
1	4	AGE Agecroft RC E. Barrellon-Kendall	02:06.15 [1]	04:23.54 (02:17.39) [1]	06:42.22 (02:18.68) [1]	08:59.42 (02:17.20)	94 Final
2	3	KRC Kingston RC P. Delvalle	02:13.04 [2]	04:39.02 (02:25.98) [2]	07:02.06 (02:23.04) [2]	09:20.18 (02:18.12) 20.76	94 Final
3	1	LRC London RC E. McHarg	02:20.30 [6]	04:44.26 (02:23.96) [4]	07:06.27 (02:22.01) [3]	09:21.73 (02:15.46) 01.55	94 Final
4	6	AKN Auriol Ken M. Raffaele	02:15.59 [3]	04:42.13 (02:26.54) [3]	07:07.70 (02:25.57) [4]	09:30.68 (02:22.98) 08.95	
5	5	FAL Falcon RC N. Sharma	02:19.29 [5]	04:47.77 (02:28.48) [5]	07:12.10 (02:24.33) [5]	09:35.24 (02:23.14) 04.56	
6	2	TUN Taunton RC A. Hallett	02:18.60 [4]	04:50.51 (02:31.91) [6]	07:24.20 (02:33.69) [6]	09:49.56 (02:25.36) 14.32	

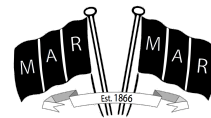
Metropolitan Regatta (Saturday)

Race 70

Op 4- Op 4-

Heat

3 to F



Posn	Lane	Club	500m	1000m	1500m	Finish	Next
1	3	WRR Worcester RC A. Pain, R. Pettifer, J. Rogers, A. Kearns	01:36.70 [1]	03:25.07 (01:48.37) [2]	05:03.23 (01:38.16) [1]	06:48.46 (01:45.23)	93 Final
2	2	NTN Northampton RC C. Blewitt, L. Barford, N. Woodward, A. Boix	01:39.10 [2]	03:27.35 (01:48.25) [4]	05:08.88 (01:41.53) [3]	06:51.53 (01:42.65) 03.07	93 Final
3	4	CFC (A) Cardiff City RC L. Balcerak, C. Lofthagen, W. Nash, A. Tucker	01:39.58 [3]	08:20.12 (06:40.54) [6]	05:15.02 - [4]	06:53.16 (01:38.14) 01.63	93 Final
4	6	GLR Gloucester RC M. Banister, C. Dawes, O. Edkins, D. Almond	01:40.28 [4]	03:25.37 (01:45.09) [3]	05:55.82 (02:30.45) [5]	07:04.70 (01:08.88) 11.54	
5	1	TYN Tyne RC J. Hickson, A. Crilley, M. Taylor, S. Turkmen	01:55.35 [6]	03:55.43 (02:00.08) [5]	DNA - [6]	07:53.76 (07:53.76) 49.06	
DNF	5	TSS (C) Tideway Sc Sch Z. Hashmi, P. Bruce, J. Mackie, N. Palmer					

Metropolitan Regatta (Saturday)

Race 71

Op 4- Op 4-

Heat

3 to F



Posn	Lane	Club	500m	1000m	1500m	Finish	Next
1	5	GLW Glasgow RC E. Matthews, P. Menezes, C. Young, J. Thompson	01:35.83 [1]	DNA -	04:56.54 (04:56.54) [2]	06:37.62 (01:41.08)	93 Final
2	3	NOR Norwich RC J. McKelvey, C. Page, C. Shiplee, O. Negus	01:38.19 [2]	DNA -	04:56.40 (04:56.40) [3]	06:51.87 (01:55.47) 14.25	93 Final
3	6	LER Leicester RC B. Pickering, C. Cook, M. Bowles, T. Harding	01:39.65 [3]	DNA -	04:56.23 (04:56.23) [4]	06:52.76 (01:56.53) 00.89	93 Final
4	2	KRC Kingston RC R. Colston, J. Spice, W. Kirkham, W. Morgan	01:40.21 [4]	DNA -	04:56.90 (04:56.90) [5]	06:57.10 (02:00.20) 04.34	
5	1	CFC (B) Cardiff City RC B. Allen, B. Kennedy, H. Perry, A. Lovatt	DNA [7]	DNA -	04:56.56 (04:56.56) [6]	07:11.55 (02:14.99) 14.45	
6	4	CSN Sunderland City S. Beadling, E. Buchanan, C. Webb, L. McGrath	01:44.58 [6]	DNA -	DNA - [7]	07:27.98 (07:27.98) 16.43	

Metropolitan Regatta (Saturday)

Race 72

W 4+ W 4+

Heat

3 to F



Posn	Lane	Club	500m	1000m	1500m	Finish	Next
1	6	UBR Bristol Univ M. Houlihan-Burne, E. Griffin, C. Blake, E. Pitt-Pitts, [Cox] I. Rees	01:55.44 [1]	03:55.01 (01:59.57) [1]	05:58.52 (02:03.51) [1]	07:59.24 (02:00.72)	103 Final
2	4	NRC Nottingham RC K. Doleman, G. Charlesworth, L. Stratton, C. Johnson, [Cox] R. Khan	02:03.01 [5]	04:04.12 (02:01.11) [4]	06:06.65 (02:02.53) [4]	08:02.05 (01:55.40) 02.81	103 Final
3	5	CAB Cantabrigian M. McCarey, I. Mahoney, C. Lloyd, A. Holender, [Cox] C. Bowden	01:58.56 [2]	04:00.95 (02:02.39) [3]	06:05.32 (02:04.37) [3]	08:02.99 (01:57.67) 00.94	103 Final
4	1	BAU (A) Bath Univ G. Fleming, A. Turner, H. Hallett, H. Baines, [Cox] G. Trotter	01:59.64 [3]	04:00.11 (02:00.47) [2]	06:03.26 (02:03.15) [2]	08:03.34 (02:00.08) 00.35	
5	2	AKN Auriol Ken E. Ford, J. Hardwick, K. Couper, S. Young, [Cox] K. McNicholas	02:02.57 [4]	04:11.91 (02:09.34) [5]	06:25.91 (02:14.00) [5]	08:36.78 (02:10.87) 33.44	
6	3	ZQL Queens U Ladies L. Dunham, A. Curran, S. Morrelli, B. Sealey, [Cox] J. Lavery	02:06.73 [7]	04:21.06 (02:14.33) [6]	06:38.25 (02:17.19) [6]	08:47.53 (02:09.28) 10.75	

Metropolitan Regatta (Saturday)

Race 73

W 4+ W 4+

Heat

3 to F



Posn	Lane	Club	500m	1000m	1500m	Finish	Next
1	6	EXU Exeter Univ A. Baker, A. Irwin, P. Cox, A. George, O. Dibb	01:54.62 [1]	03:52.40 (01:57.78) [1]	05:51.40 (01:59.00) [1]	07:50.98 (01:59.58)	103 Final
2	4	SUA Stratford Avon K. Wellstead, K. Curnock, E. Browne, M. Gill-Swift, [Cox] H. Hill	02:01.94 [3]	03:56.11 (01:54.17) [2]	05:58.54 (02:02.43) [2]	08:01.53 (02:02.99) 10.55	103 Final
3	2	UYO York Univ E. Walters, L. Homer, B. Halse, Y. Aitken, [Cox] C. Davies	02:02.80 [4]	04:02.20 (01:59.40) [3]	06:19.20 (02:17.00) [4]	08:10.03 (01:50.83) 08.50	103 Final
4	3	ZALU (B) Limerick Univ K. Boyne, C. Coughlan, A. Kelly, R. Gilligan, [Cox] N. Donlon	02:12.46 [6]	04:12.38 (01:59.92) [4]	06:21.53 (02:09.15) [5]	08:26.38 (02:04.85) 16.35	
5	5	KCL King's College P. Gittins, M. Guerbet, V. Polke, G. Scott, [Cox] F. Lowe	02:04.14 [5]	04:12.95 (02:08.81) [5]	06:45.05 (02:32.10) [6]	08:31.72 (01:46.67) 05.34	
6	1	BAU (B) Bath Univ I. Pichard, L. Mackaness, C. Bester, R. Ellingham, [Cox] Z. Kelly	DNA [7]	04:29.23 (04:29.23) [6]	DNA - [7]	09:01.08 (09:01.08) 29.36	

Metropolitan Regatta (Saturday)

Race 74

W 4+ W 4+

Heat

3 to F



Posn	Lane	Club	500m	1000m	1500m	Finish	Next
1	3	VRC (B) Vesta RC K. Price, S. Campbell, M. Blowing, H. Turner, [Cox] A. Sewell	01:51.15 [1]	03:48.32 (01:57.17) [1]	05:52.04 (02:03.72) [1]	07:53.32 (02:01.28)	102 Final
2	4	ZNU NUI Galway BC M. Tully, N. Oâ€™rourke, C. Burke, M. Boland, [Cox] S. Conboy	01:54.73 [2]	03:54.52 (01:59.79) [2]	05:58.20 (02:03.68) [2]	07:58.54 (02:00.34) 05.22	102 Final
3	6	AGE Agecroft RC C. McQuaid, Z. Coates, S. Rodgers, R. Thomson, F. Carroll	01:55.44 [3]	03:57.99 (02:02.55) [3]	06:04.54 (02:06.55) [3]	08:09.65 (02:05.11) 11.11	102 Final
4	2	ZADT (A) Dublin U Ladies S. Thompson, C. Crooks, M. Brennan, E. Murphy, [Cox] C. White	DNA	04:19.47 (04:19.47) [5]	06:31.96 (02:12.49) [4]	08:44.02 (02:12.06) 34.37	
5	5	ZALU (A) Limerick Univ C. O Donoghue, G. Sheridan, C. Davis, M. Carmody, [Cox] E. Kiely	02:04.26 [4]	04:18.85 (02:14.59) [4]	06:40.47 (02:21.62) [5]	08:57.27 (02:16.80) 13.25	

Metropolitan Regatta (Saturday)





Race 75

W 4+ W 4+

Heat

3 to F



Posn	Lane	Club	500m	1000m	1500m	Finish	Next
1	2	TSS  Tideway Sc Sch S. Van Son, M. Plak, A. Chapman, K. Jayne-Coupe, [Cox] A. Stutter	01:52.70 [1]	03:50.47 (01:57.77) [2]	05:47.54 (01:57.07) [1]	07:46.69 (01:59.15)	102 Final
2	3	EXU  Exeter Univ O. Olusanya, A. Pearson, C. Geeroms, R. Little, F. Mugford	DNA	03:50.05 (03:50.05) [1]	05:51.68 (02:01.63) [2]	07:53.82 (02:02.14) 07.13	102 Final
3	5	MAR  Marlow RC E. Boddy, H. Furniss, P. Harrison, R. Shaw, [Cox] L. Knill	01:54.33 [2]	03:55.29 (02:00.96) [3]	06:00.23 (02:04.94) [3]	08:06.03 (02:05.80) 12.21	102 Final
4	4	VRC (A)  Vesta RC J. Bromley, R. McDermott, A. Rice-Jones, K. Baulkwill, [Cox] M. Donn	02:02.84 [3]	04:11.94 (02:09.10) [4]	06:30.40 (02:18.46) [4]	08:40.96 (02:10.56) 34.93	

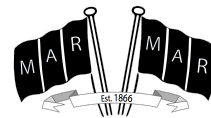
Metropolitan Regatta (Saturday)

Race 76

Op 4- Op 4-

Heat

3 to F



Posn	Lane	Club	500m	1000m	1500m	Finish	Next
1	1	ZACD UCD Boat Club R. Brown, D. Somers, J. Ronaldson, J. Stacey	01:35.68 [1]	03:16.92 (01:41.24) [1]	05:03.68 (01:46.76) [1]	06:46.46 (01:42.78)	116 Final
2	4	PTR (A) Putney Town J. Diserens, S. Diserens, S. Russell, A. Duncomb	01:37.84 [3]	03:22.35 (01:44.51) [3]	05:10.24 (01:47.89) [3]	06:50.89 (01:40.65) 04.43	116 Final
3	5	MBC Molesey BC A. Chisholm, J. Broadest, R. Laney, T. Piggott	01:38.37 [4]	03:21.51 (01:43.14) [2]	05:08.76 (01:47.25) [2]	06:51.34 (01:42.58) 00.45	116 Final
4	2	MON Monmouth RC B. Rodford, O. Partridge, A. Smith, A. Butler	01:37.40 [2]	03:22.87 (01:45.47) [4]	05:11.88 (01:49.01) [4]	06:56.83 (01:44.95) 05.49	
5	3	VRC Vesta RC G. Hunter, N. Cleobury, J. King, P. Corby	01:39.13 [5]	03:24.77 (01:45.64) [5]	05:15.99 (01:51.22) [5]	07:01.65 (01:45.66) 04.82	

Metropolitan Regatta (Saturday)

Race 77

Op 4- Op 4-

Heat

3 to F



Posn	Lane	Club	500m	1000m	1500m	Finish	Next
1	6	ZASM St Michaels D. O'Connor, T. McKeon, R. Spelman, J. Cuddy	01:39.78 [1]	03:20.56 (01:40.78) [1]	05:03.36 (01:42.80) [1]	06:50.25 (01:46.89)	116 Final
2	3	CUR Curlew RC A. Wilson, S. Beards, T. Weekes, N. Wilson	01:41.35 [2]	03:26.32 (01:44.97) [2]	05:10.18 (01:43.86) [2]	06:56.76 (01:46.58) 06.51	116 Final
3	4	ZUC Univ Coll Cork S. Murphy, P. O'Callaghan, D. Larkin, K. White	01:41.74 [3]	03:27.06 (01:45.32) [3]	05:11.92 (01:44.86) [3]	06:59.75 (01:47.83) 02.99	116 Final
4	1	GRI Griffen BC M. Townley, J. Wooding, T. Nicholson, G. Screamon	01:44.66 [5]	03:39.73 (01:55.07) [5]	05:22.22 (01:42.49) [5]	07:08.00 (01:45.78) 08.25	
5	2	AKN Auriol Ken C. Lonsdale, T. Allen, T. Jordan, S. Frechtling	01:42.99 [4]	03:31.88 (01:48.89) [4]	05:21.06 (01:49.18) [4]	07:10.68 (01:49.62) 02.68	
6	5	PTR (B) Putney Town A. Breeze, T. Fox, A. Fleming, W. Budd	01:47.74 [6]	14:48.28 (13:00.54) [6]	05:32.48 - [6]	07:22.76 (01:50.28) 12.08	

Metropolitan Regatta (Saturday)






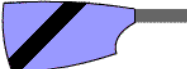
Race 78

W 2x W 2x

Heat

2 to F



Posn	Lane	Club	500m	1000m	1500m	Finish	Next
1	3	HEN  Henley RC N. Atkinson, B. Norman	02:02.12 [3]	04:08.93 (02:06.81) [1]	06:14.87 (02:05.94) [1]	08:19.23 (02:04.36)	108 Final
2	4	NTN  Northampton RC L. Dobson, H. Brown	01:58.84 [1]	04:09.66 (02:10.82) [2]	06:21.31 (02:11.65) [2]	08:30.85 (02:09.54) 11.62	108 Final
3	5	WRR (B)  Worcester RC B. Silvester, S. Stoddart	02:00.17 [2]	04:11.48 (02:11.31) [3]	06:24.58 (02:13.10) [3]	08:31.90 (02:07.32) 01.05	
4	6	LEU  Leicester Univ I. Pullinger, M. Bryant Jeans	02:04.85 [4]	04:20.05 (02:15.20) [4]	06:33.86 (02:13.81) [4]	08:46.09 (02:12.23) 14.19	
5	1	ZNU  NUI Galway BC L. Ni Ghriofa, L. Walsh	02:20.63 [6]	04:38.74 (02:18.11) [6]	DNA - [7]	09:14.33 (09:14.33) 28.24	
6	2	MAV (B)  Maidstone Inv O. Naylor, M. Spence	02:16.68 [5]	04:36.89 (02:20.21) [5]	07:03.06 (02:26.17) [6]	09:14.60 (02:11.54) 00.27	

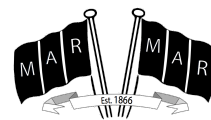
Metropolitan Regatta (Saturday)

Race 79

W 2x W 2x

Heat

2 to F



Posn	Lane	Club	500m	1000m	1500m	Finish	Next
1	2	RDG Reading RC S. Gray, K. Birch	01:58.86 [1]	DNA - [1]	06:03.40 (06:03.40) [1]	08:03.17 (01:59.77)	108 Final
2	1	WRR (A) Worcester RC K. Ernst, E. Harding	02:04.46 [6]	DNA - [5]	06:10.37 (06:10.37) [2]	08:10.40 (02:00.03) 07.23	108 Final
3	6	MAV (A) Maidstone Inv B. Drury, C. Gilbert-Ward	01:59.78 [2]	DNA - [2]	06:11.12 (06:11.12) [3]	08:13.82 (02:02.70) 03.42	
4	3	BTC BTC Southampton P. Hiscock, K. Jackson-Jones	02:02.68 [4]	DNA - [4]	06:15.22 (06:15.22) [4]	08:19.96 (02:04.74) 06.14	
5	4	ULO London Univ A. Redman, A. Sharp	02:03.04 [5]	DNA - [6]	06:19.49 (06:19.49) [6]	08:23.44 (02:03.95) 03.48	
6	5	NRC Nottingham RC M. Van Soest, N. Johnson	02:00.27 [3]	DNA - [3]	06:18.16 (06:18.16) [5]	08:38.25 (02:20.09) 14.81	

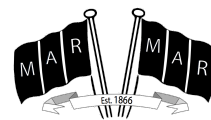
Metropolitan Regatta (Saturday)

Race 80

W 2x W 2x

Heat

2 to F



Posn	Lane	Club	500m	1000m	1500m	Finish	Next
1	4	TWK Twickenham RC R. Tallis, S. Greenfield	02:00.74 [2]	04:02.33 (02:01.59) [1]	06:03.58 (02:01.25) [1]	08:04.28 (02:00.70)	108 Final
2	3	COX Oxford City C. Armstrong, M. Pickering	01:58.95 [1]	04:03.75 (02:04.80) [2]	06:09.12 (02:05.37) [2]	08:16.11 (02:06.99) 11.83	108 Final
3	1	NEW (A) Newcastle Univ E. Bryson-Harris, G. Russell	02:04.96 [3]	04:11.26 (02:06.30) [3]	06:17.54 (02:06.28) [3]	08:23.78 (02:06.24) 07.67	
4	6	KRC Kingston RC E. Walker, S. Young	02:05.65 [4]	04:14.64 (02:08.99) [4]	06:29.61 (02:14.97) [4]	08:43.99 (02:14.38) 20.21	
5	5	TRC Thames RC H. Steven, T. Head	02:10.30 [5]	04:23.23 (02:12.93) [5]	06:38.44 (02:15.21) [5]	08:48.60 (02:10.16) 04.61	
SCR	2	NEW (B) Newcastle Univ G. Owen, B. Dyer					

Metropolitan Regatta (Saturday)






Race 81

Op 4+ Club Op 4+ Club

Heat

3 to F



Posn	Lane	Club	500m	1000m	1500m	Finish	Next
1	4	RCH  Royal Chester H. Higginbottom, T. Rushton, P. Dean, H. McGarva, [Cox] S. Armstrong	01:40.37 [1]	03:23.98 (01:43.61) [1]	05:07.11 (01:43.13) [1]	06:50.21 (01:43.10)	107 Final
2	6	NRC  Nottingham RC J. Doleman, J. Debanks, M. Parker, S. Bennett, [Cox] E. Allen	01:40.81 [2]	03:25.39 (01:44.58) [2]	05:09.45 (01:44.06) [2]	06:51.79 (01:42.34) 01.58	107 Final
3	3	QBC  Quintin BC H. Robins, R. Dawson, K. Brown, S. Turakhia, [Cox] M. Lynch	01:42.32 [3]	03:27.21 (01:44.89) [3]	05:12.68 (01:45.47) [3]	06:55.47 (01:42.79) 03.68	107 Final
4	5	TSS (B)  Tideway Sc Sch D. Ogunyoye, J. Budenberg, B. Trotman, N. Norgate, [Cox] M. Alloway	01:43.47 [5]	03:29.43 (01:45.96) [5]	05:14.36 (01:44.93) [4]	06:58.33 (01:43.97) 02.86	
5	2	CBR  Bristol City M. Smith, C. Evans, J. Wadsworth, T. Barrow, [Cox] E. Sparkes	01:42.59 [4]	03:28.73 (01:46.14) [4]	05:15.39 (01:46.66) [5]	07:01.08 (01:45.69) 02.75	

Metropolitan Regatta (Saturday)






Race 82

Op 4+ Club Op 4+ Club

Heat

3 to F



Posn	Lane	Club	500m	1000m	1500m	Finish	Next
1	4	TSS (A)  Tideway Sc Sch E. Beckett, G. Maxwell, K. Brown, M. Wilkojc, [Cox] F. Lovric-Kemp	DNA [6]	03:28.18 (03:28.18) [4]	05:12.15 (01:43.97) [2]	06:53.71 (01:41.56)	107 Final
2	3	VRC  Vesta RC A. Turner, W. Markowski, M. Webb, H. Asher, [Cox] R. Hamilton	DNA	03:26.14 (03:26.14) [1]	05:09.96 (01:43.82) [1]	06:54.80 (01:44.84) 01.09	107 Final
3	2	ZANP  Neptune RC A. Levstik, S. Egan, S. Quigley, K. Molloy, [Cox] P. Dolan	01:41.09 [2]	03:29.74 (01:48.65) [5]	05:16.48 (01:46.74) [5]	06:58.50 (01:42.02) 03.70	107 Final
4	5	TRC  Thames RC R. Ellison, J. Waller, H. Beedell, C. Stayton, [Cox] F. Stocker	01:43.30 [4]	03:27.37 (01:44.07) [2]	05:14.78 (01:47.41) [4]	06:59.36 (01:44.58) 00.86	
5	6	GLW  Glasgow RC R. Young, M. Jackson, E. Strachan, C. Martens, [Cox] L. Vest	01:43.64 [5]	03:27.87 (01:44.23) [3]	05:14.17 (01:46.30) [3]	07:00.21 (01:46.04) 00.85	

Metropolitan Regatta (Saturday)

Race 83

W 4x- W 4x-

Final



Posn	Lane	Club	500m	1000m	1500m	Finish	Next
1	6	LDR Leander Club G. Brayshaw, B. Bryan, K. Maitland, R. Siddorn	01:39.03 [1]	03:22.36 (01:43.33) [1]	05:06.66 (01:44.30) [1]	06:52.29 (01:45.63)	
2	2	RDU Reading Univ M. Norman, F. Bailey-Tait, E. May, K. Lyster	01:55.65 [5]	03:38.98 (01:43.33) [2]	05:28.05 (01:49.07) [2]	07:18.09 (01:50.04) 25.80	
3	7	CAB Cantabrigian E. Caroe, E. Darlington, V. Sassow, A. Laube	01:50.09 [3]	03:42.86 (01:52.77) [4]	05:33.92 (01:51.06) [3]	07:24.00 (01:50.08) 05.91	
4	5	UTC Upper Thames RC J. Burne, H. Mangan, A. Flynn, A. Clegg	01:50.41 [4]	03:45.73 (01:55.32) [5]	06:03.35 (02:17.62) [6]	07:31.49 (01:28.14) 07.49	
5	4	LEH (A) Lady E Holles D. Summers, F. Snelling, E. Radford, S. Subak-Sharpe	01:47.27 [2]	03:42.53 (01:55.26) [3]	05:38.28 (01:55.75) [4]	07:34.39 (01:56.11) 02.90	
6	3	TYR Tyrian Club H. Orr, L. Bruce, A. French, G. Hatfield	DNA	03:59.32 (03:59.32) [6]	DNA - [7]	08:03.71 (08:03.71) 29.32	


Metropolitan Regatta (Saturday)

Race 84

W 8+ Ch W 8+ Championship

Heat

3 to F



Posn	Lane	Club	500m	1000m	1500m	Finish	Next
1	5	ZUC Univ Coll Cork R. Murphy, S. Wakerlin, C. Murphy, A. Feeley, S. Bouanane, S. Moran, S. Higgins, F. O'Keefe, [Cox] R. O'Leary	01:43.62 [4]	03:30.47 (01:46.85) [3]	05:18.12 (01:47.65) [2]	07:04.43 (01:46.31)	110 Final
2	6	ZADT (A) Dublin U Ladies L. O'Keefe, E. Clohessy, R. McHugh, J. Hogg, A. Mangan, E. Deasy, M. Kelly, A. McGranaghan, [Cox] C. White	01:44.19 [3]	03:30.83 (01:46.64) [4]	05:18.68 (01:47.85) [3]	07:04.79 (01:46.11) 00.36	110 Final
3	3	LEA Lea RC B. Snaith, C. Grayson, V. Brock, S. Brockmann, A. Davies, M. Mackay, C. Stokes, V. Futoryanova, J. Bell	DNA	03:29.74 (03:29.74) [2]	05:19.64 (01:49.90) [4]	07:05.69 (01:46.05) 00.90	110 Final
4	4	ZACK Cork BC E. Desmond, L. Murphy, G. Collins, V. O'Driscoll, K. Mackey, A. Mason, E. Cummins, A. O Riordan, I. Jennings	01:43.79 [2]	03:28.96 (01:45.17) [1]	05:17.63 (01:48.67) [1]	07:06.10 (01:48.47) 00.41	
5	2	AGE Agecroft RC C. Vine, E. Tixerant, C. Waghorne, C. Pringle, E. Bleasdale, F. Morton, T. Maynard, M. Kearney, [Cox] L. Masters	01:43.43 [1]	03:31.14 (01:47.71) [5]	05:20.27 (01:49.13) [5]	07:08.10 (01:47.83) 02.00	

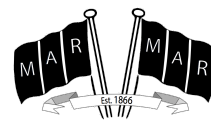
Metropolitan Regatta (Saturday)

Race 85

W 8+ Ch W 8+ Championship

Heat

3 to F



Posn	Lane	Club	500m	1000m	1500m	Finish	Next
1	4	NEW (B) Newcastle Univ P. Truett, G. Munyard, R. Webb, A. Perrin, K. Bulmer, C. Deyermond, K. Woolley, H. Cowie, [Cox] N. Banks	01:40.06 [1]	03:25.07 (01:45.01) [1]	05:07.62 (01:42.55) [1]	06:50.83 (01:43.21)	110 Final
2	5	TRC (A) Thames RC J. Phillipps, S. Fabes, C. Buizza, C. Schneider, L. Nee, E. Morris, H. Laird, R. Taylor, [Cox] N. Kernan	01:42.64 [2]	03:26.65 (01:44.01) [2]	05:10.63 (01:43.98) [2]	06:56.15 (01:45.52) 05.32	110 Final
3	2	TRC (B) Thames RC E. Higginbotham, L. Currey, C. Ramambason, A. Manly, H. Walker, A. Hitchens, H. McElhone, T. Umbelino-Purton, [Cox] A. Sabah	01:47.22 [4]	03:34.51 (01:47.29) [4]	05:21.34 (01:46.83) [3]	07:08.00 (01:46.66) 11.85	110 Final
4	6	UBR Bristol Univ S. Castle, A. Roe, M. Churchman, H. Saunders, N. Dixon, G. Townley, I. Cox, G. Swiatoniowski, [Cox] O. Morley	01:45.77 [3]	03:33.48 (01:47.71) [3]	05:22.06 (01:48.58) [4]	07:10.54 (01:48.48) 02.54	
5	3	VRC Vesta RC C. Williams, I. Knibbs, A. Hoskins, H. Farquharson, S. Rowlatt, R. Kelly, S. Thompson, K. McGregor-Ritchie, [Cox] C. Willson	DNA	03:35.17 (03:35.17) [5]	05:23.89 (01:48.72) [5]	07:11.74 (01:47.85) 01.20	

Metropolitan Regatta (Saturday)

Race 86

W 2- W 2-

Final



Posn	Lane	Club	500m	1000m	1500m	Finish	Next
1	5	ZACK Cork BC J. Duggan, C. Osullivan	02:04.48 [2]	04:00.44 (01:55.96) [1]	06:03.32 (02:02.88) [1]	08:07.60 (02:04.28)	
2	6	WRR Worcester RC C. Jackson, E. Foulds	02:04.07 [1]	04:00.09 (01:56.02) [2]	06:12.67 (02:12.58) [3]	08:14.68 (02:02.01) 07.08	
3	3	MAV Maidstone Inv K. Windsor, F. O'Brien	02:05.87 [3]	04:07.15 (02:01.28) [3]	06:18.95 (02:11.80) [4]	08:15.35 (01:56.40) 00.67	
4	2	BAU Bath Univ R. Borrows, K. Hunt	02:06.44 [4]	04:10.39 (02:03.95) [5]	06:35.39 (02:25.00) [6]	08:25.05 (01:49.66) 09.70	
5	1	ARD Ardingly RC C. Fling, M. Donaldson	02:08.26 [5]	04:10.02 (02:01.76) [4]	06:19.25 (02:09.23) [5]	08:27.82 (02:08.57) 02.77	
6	4	ZQL Queens U Ladies R. Smylie, E. Brogan	02:16.07 [6]	04:22.36 (02:06.29) [6]	DNA - [7]	08:47.03 (08:47.03) 19.21	

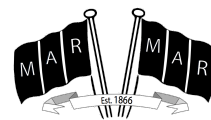
Metropolitan Regatta (Saturday)

Race 87

Op 8+ Ch Op 8+ Championship

Heat

2 to F



Posn	Lane	Club	500m	1000m	1500m	Finish	Next
1	6	SPS St Paul's Sch H. Eaton, M. Beekenkamp, C. Spiers, F. Kwok, F. Davidson, T. Horncastle, M. Taylor, J. Middleton, [Cox] B. Ray	01:27.63 [1]	02:59.65 (01:32.02) [1]	04:35.81 (01:36.16) [1]	06:11.75 (01:35.94)	III Final
2	5	AGE Agecroft RC D. Staniforth, M. Jones, A. Thomas, J. Roe, P. Wright, J. Ford, S. Szekeley, B. Adey-Johnson, [Cox] F. Hoyle	01:29.95 [2]	03:02.76 (01:32.81) [2]	04:39.75 (01:36.99) [2]	06:16.23 (01:36.48) 04.48	III Final
3	4	WES Westminster Sch J. Stevenson, W. Fulford, C. Griffin, N. Tomasi, O. Ellis, A. Von Bismarck, A. Sawhney, A. Stevenson, [Cox] A. Foster	01:31.71 [3]	03:06.98 (01:35.27) [3]	04:44.70 (01:37.72) [3]	06:20.53 (01:35.83) 04.30	
4	3	IMP Imperial Coll L. Marino, S. Burdett, J. Powell, S. Fortineau, J. Wilson, R. Kinnier Wilson, B. Saiq, W. Pearson, [Cox] C. Beetham	DNA	03:14.14 (03:14.14) [4]	04:55.26 (01:41.12) [4]	06:34.32 (01:39.06) 13.79	
5	2	VRC Vesta RC R. Langtree, C. Clements, O. Dove, A. Persin, O. Chapman, R. Donald, G. Gallagher, J. Bowyer, [Cox] E. Jardine	01:34.65 [4]	03:20.46 (01:45.81) [6]	05:00.00 (01:39.54) [5]	06:37.81 (01:37.81) 03.49	
6	7	LRC London RC T. Muzzu, J. Burkhardt, J. Simpson, T. Senior, C. Goodfellow, T. Sidorowicz, M. Piechowicz, S. Ahearne, A. Leek	01:37.38 [5]	03:16.91 (01:39.53) [5]	05:00.90 (01:43.99) [6]	06:39.72 (01:38.82) 01.91	

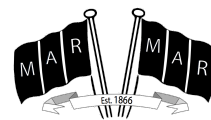
Metropolitan Regatta (Saturday)

Race 88

Op 8+ Ch Op 8+ Championship

Heat

2 to F



Posn	Lane	Club	500m	1000m	1500m	Finish	Next
1	6	MBC Molesey BC J. Burke, A. Warren, T. Cross, O. Daly, K. Varney, K. Tierney, A. Turner, A. Giambrone, [Cox] J. Wainer	01:29.76 [1]	03:01.39 (01:31.63) [1]	DNA -	06:07.75 (06:07.75)	III Final
2	1	ETN Eton Coll J. Hodson, J. Watson-Gandy, S. Nunayon, M. Shakespeare, N. Swidler, H. Pearson, H. Pooley, W. Burges Watson, [Cox] O. Perry	01:29.53 [3]	03:03.47 (01:33.94) [2]	DNA -	06:08.02 (06:08.02) 00.27	III Final
3	5	UBR Bristol Univ B. Slingsby, B. Samarji, J. Alden, D. Nazarenko, A. Smith, C. Cox, R. Davies, J. Davies, [Cox] C. Rogers	01:30.14 [2]	03:03.80 (01:33.66) [3]	DNA -	06:09.34 (06:09.34) 01.32	
4	4	ZACK Cork BC B. O'Flynn, S. O'Sullivan, T. Power, N. McSwiney, J. Griffin, B. Connolly, S. O'Connor, M. Cronin, [Cox] V. Hanlon	01:37.58 [6]	03:05.47 (01:27.89) [4]	DNA -	06:09.80 (06:09.80) 00.46	
5	2	UWE W England Univ T. Graham, D. Bennett, T. Brice, D. Gowland, S. George, G. Emeny, T. Scott, A. Heath, [Cox] F. Mitchell	01:31.71 [4]	03:07.64 (01:35.93) [5]	DNA -	06:22.29 (06:22.29) 12.49	
6	7	TYN (B) Tyne RC R. Singfield, C. Guerin, A. Azzi, C. Barwick, I. Shipley, T. Jackson, A. Young, J. Maclennan, [Cox] M. Swindells	DNA [8]	03:17.51 (03:17.51) [7]	DNA -	06:36.99 (06:36.99) 14.70	
7	3	LEA (B) Lea RC L. Moore, T. Wei, T. Perren, E. Hernandez, A. Brewer, E. Whittal-Williams, W. Keen-Tomlinson, R. McDonald, [Cox] E. Townshend	01:38.07 [7]	03:17.11 (01:39.04) [6]	DNA -	06:40.64 (06:40.64) 03.65	

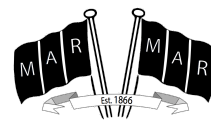
Metropolitan Regatta (Saturday)

Race 89

Op 8+ Ch Op 8+ Championship

Heat

2 to F



Posn	Lane	Club	500m	1000m	1500m	Finish	Next
1	5	RAD (A) Radley Coll P. Denton, R. Gearing, T. Metcalf, L. Miles, F. Nielsen, E. Rae Smith, A. Senior, F. Rawlinson, [Cox] T. Williams	01:29.22 [1]	03:01.99 (01:32.77) [1]	04:37.36 (01:35.37) [1]	06:18.79 (01:41.43)	III Final
2	6	TYN (A) Tyne RC E. Lewis, A. Turnill, A. Spencer, T. Campbell, A. Bain, M. Crooks, I. Weir, J. Foster, [Cox] R. Moore	01:34.66 [3]	03:10.11 (01:35.45) [2]	04:45.93 (01:35.82) [2]	06:22.42 (01:36.49) 03.63	III Final
3	3	TRC Thames RC T. Seely, A. Woolley, T. Walton, L. Kelly, J. Reeder, D. Wing, O. Lumley, M. Turner, [Cox] G. Cuaycong	DNA	03:11.98 (03:11.98) [3]	04:47.38 (01:35.40) [3]	06:24.98 (01:37.60) 02.56	
4	4	LEA (A) Lea RC F. Fermani, H. Bauckham, C. Waters, T. Siday, M. Sims, N. Charman, A. Wyatt, G. Quy, [Cox] F. Hollingsworth	01:36.13 [4]	03:12.65 (01:36.52) [4]	04:50.04 (01:37.39) [4]	06:30.79 (01:40.75) 05.81	
5	7	CUR Curlew RC A. Abercrombie, S. Delaney, F. Hemsted, M. Pendlebery, F. Mitchell, E. Hayden, M. Richardson, M. Yarwood, [Cox] A. Smith	01:36.50 [5]	03:17.56 (01:41.06) [5]	04:56.76 (01:39.20) [5]	06:36.52 (01:39.76) 05.73	
6	2	ZUC (B) Univ Coll Cork E. Larkin, R. Kruschel, K. Burke, P. O'Sullivan, D. Begley, R. O'callaghan, D. Barry-O'Donovan, C. Corkery, [Cox] C. O'connell	01:34.26 [2]	03:21.15 (01:46.89) [6]	05:01.30 (01:40.15) [7]	06:44.10 (01:42.80) 07.58	

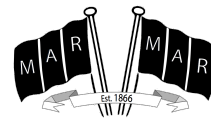
Metropolitan Regatta (Saturday)

Race 90

W I x W I x

Heat

3 to F



Posn	Lane	Club	500m	1000m	1500m	Finish	Next
1	5	TSS Tideway Sc Sch K. Wilkinson-Feller	03:17.18 [1]	05:20.88 (02:03.70) [1]	07:22.80 (02:01.92) [1]	09:28.62 (02:05.82)	112 Final
2	4	ZQL Queens U Ladies F. Bell	03:22.73 [4]	05:28.15 (02:05.42) [3]	07:29.62 (02:01.47) [2]	09:35.56 (02:05.94) 06.94	112 Final
3	6	GRO Grosvenor RC L. Iball	03:21.23 [3]	05:29.79 (02:08.56) [4]	07:33.73 (02:03.94) [3]	09:38.75 (02:05.02) 03.19	112 Final
4	1	MBC Molesey BC E. Luik	03:20.87 [2]	05:26.89 (02:06.02) [2]	07:34.16 (02:07.27) [4]	09:40.25 (02:06.09) 01.50	
5	7	AGE Agecroft RC J. Parsons	03:24.71 [5]	05:33.37 (02:08.66) [5]	07:37.46 (02:04.09) [5]	09:40.77 (02:03.31) 00.52	
6	3	RDU Reading Univ L. Ryan	03:27.46 [7]	05:36.34 (02:08.88) [7]	07:44.98 (02:08.64) [7]	09:50.11 (02:05.13) 09.34	
7	2	EXU Exeter Univ D. Semple	03:25.87 [6]	05:35.37 (02:09.50) [6]	07:42.89 (02:07.52) [6]	09:53.51 (02:10.62) 03.40	

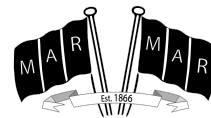
Metropolitan Regatta (Saturday)

Race 91

W Ix W Ix

Heat

3 to F



Posn	Lane	Club	500m	1000m	1500m	Finish	Next
1	6	ZUC Univ Coll Cork A. Casey	01:59.77 [2]	04:00.64 (02:00.87) [2]	06:00.07 (01:59.43) [1]	08:01.95 (02:01.88)	112 Final
2	4	ZUC Univ Coll Cork M. Cremen	01:59.38 [1]	04:00.03 (02:00.65) [1]	06:02.61 (02:02.58) [2]	08:06.82 (02:04.21) 04.87	112 Final
3	5	NRC Nottingham RC A. Campbell-Orde	02:00.45 [4]	04:04.94 (02:04.49) [3]	06:07.14 (02:02.20) [3]	08:10.47 (02:03.33) 03.65	112 Final
4	3	NOR Norwich RC S. Redgrave	02:02.00 [5]	04:05.82 (02:03.82) [4]	06:09.30 (02:03.48) [4]	08:12.71 (02:03.41) 02.24	
5	2	TSS Tideway Sc Sch B. Walters	02:02.15 [7]	04:08.35 (02:06.20) [6]	06:13.46 (02:05.11) [6]	08:17.84 (02:04.38) 05.13	
6	1	ZNU NUI Galway BC S. O'Connor	02:00.10 [3]	04:06.66 (02:06.56) [5]	06:12.01 (02:05.35) [5]	08:20.16 (02:08.15) 02.32	
7	7	IMP Imperial Coll H. Kirkpatrick	02:02.34 [6]	04:09.12 (02:06.78) [7]	06:14.98 (02:05.86) [7]	08:23.26 (02:08.28) 03.10	

Metropolitan Regatta (Saturday)

Race 92

Op J18 4x- Op J18 4x-

Final



Posn	Lane	Club	500m	1000m	1500m	Finish	Next
1	3	CCS (B) Claire's Court J. Lambert, A. Getley, J. Wincomb, J. Stobbs	01:37.03 [2]	03:12.77 (01:35.74) [1]	04:49.35 (01:36.58) [1]	06:25.17 (01:35.82)	
2	2	HEN Henley RC E. Turnell, G. Taylor, L. Marshall, J. Swinburn	01:37.41 [3]	03:14.52 (01:37.11) [2]	04:51.60 (01:37.08) [2]	06:26.97 (01:35.37) 01.80	
3	1	ZALJ Lee RC, Cork A. Mahony, A. Sheehan, P. Leonard, D. Kelly	01:37.73 [4]	03:15.82 (01:38.09) [3]	04:54.49 (01:38.67) [3]	06:30.84 (01:36.35) 03.87	
4	4	EMA Emanuel Sch L. Zagorac, G. Kitchen, G. Obholzer, O. Olby	DNA	03:18.73 (03:18.73) [4]	04:58.88 (01:40.15) [4]	06:37.76 (01:38.88) 06.92	
5	6	HIN Hinksey Sc Sch N. Adam, E. Sanderson, R. Stanford Meisl, D. Carpenter	DNA [6]	03:21.51 (03:21.51) [5]	05:05.11 (01:43.60) [5]	06:51.12 (01:46.01) 13.36	
SCR	5	PET Peterborough T. Bodily, T. Jackson, T. Smith, C. Gilbey					

Metropolitan Regatta (Saturday)

Race 93

Op 4- Op 4-

Final



Posn	Lane	Club	500m	1000m	1500m	Finish	Next
1	3	GLW Glasgow RC E. Matthews, P. Menezes, C. Young, J. Thompson	01:36.86 [1]	03:14.59 (01:37.73) [1]	04:52.82 (01:38.23) [1]	06:30.07 (01:37.25)	
2	4	WRR Worcester RC A. Pain, R. Pettifer, J. Rogers, A. Kearns	01:37.61 [2]	03:17.93 (01:40.32) [2]	05:00.53 (01:42.60) [2]	06:41.64 (01:41.11) 11.57	
3	2	NOR Norwich RC J. McKelvey, C. Page, C. Shiplee, O. Negus	01:38.02 [3]	03:23.71 (01:45.69) [3]	05:10.11 (01:46.40) [5]	06:46.32 (01:36.21) 04.68	
4	5	NTN Northampton RC C. Blewitt, L. Barford, N. Woodward, A. Boix	01:40.44 [4]	03:24.06 (01:43.62) [4]	05:05.87 (01:41.81) [3]	06:46.61 (01:40.74) 00.29	
5	6	CFC (A) Cardiff City RC L. Balcerak, C. Lofthagen, W. Nash, A. Tucker	01:40.82 [5]	03:25.14 (01:44.32) [5]	05:15.83 (01:50.69) [6]	06:53.23 (01:37.40) 06.62	
6	1	LER Leicester RC B. Pickering, C. Cook, M. Bowles, T. Harding	01:43.14 [6]	03:34.96 (01:51.82) [6]	DNA - [7]	06:59.26 (06:59.26) 06.03	

Metropolitan Regatta (Saturday)

Race 94

W I x W I x

Final



Posn	Lane	Club	500m	1000m	1500m	Finish	Next
1	5	UTC Upper Thames RC A. Hynes	02:04.36 [1]	04:15.16 (02:10.80) [2]	06:18.62 (02:03.46) [1]	08:26.55 (02:07.93)	
2	6	RCH Royal Chester S. McKay	02:07.27 [3]	04:10.77 (02:03.50) [1]	06:22.75 (02:11.98) [2]	08:26.89 (02:04.14)	00.34
3	4	TRC Thames RC S. Halsey	02:07.69 [4]	04:16.37 (02:08.68) [3]	06:27.75 (02:11.38) [3]	08:38.37 (02:10.62)	11.48
4	3	AGE Agecroft RC E. Barrellon-Kendall	02:05.54 [2]	04:18.16 (02:12.62) [4]	06:34.27 (02:16.11) [4]	08:50.22 (02:15.95)	11.85
5	1	LRC London RC E. McHarg	02:14.62 [6]	04:32.92 (02:18.30) [6]	06:50.18 (02:17.26) [6]	09:07.19 (02:17.01)	16.97
6	2	KRC Kingston RC P. Delvalle	02:09.17 [5]	04:27.49 (02:18.32) [5]	06:48.53 (02:21.04) [5]	09:10.86 (02:22.33)	03.67

Metropolitan Regatta (Saturday)

Race 95

Op Ix Op Ix

Final



Posn	Lane	Club	500m	1000m	1500m	Finish	Next
1	7	GLB Globe RC T. Svetikas	01:49.80 [1]	03:45.85 (01:56.05) [1]	05:44.99 (01:59.14) [1]	07:42.25 (01:57.26)	
2	2	TRC Thames RC Z. Youell	01:54.91 [4]	03:53.49 (01:58.58) [2]	06:01.97 (02:08.48) [3]	07:46.52 (01:44.55) 04.27	
3	1	ZUC Univ Coll Cork P. O'Callaghan	01:55.12 [5]	03:58.94 (02:03.82) [4]	06:03.42 (02:04.48) [4]	08:01.69 (01:58.27) 15.17	
4	4	ZASM St Michaels B. McKeon	01:56.60 [6]	03:59.74 (02:03.14) [6]	06:06.41 (02:06.67) [5]	08:04.53 (01:58.12) 02.84	
5	5	HEN Henley RC A. Harsant	01:57.56 [7]	04:01.46 (02:03.90) [7]	06:11.91 (02:10.45) [7]	08:06.80 (01:54.89) 02.27	
6	3	ZAQU Queens Univ W. Taylor	01:50.93 [2]	03:55.71 (02:04.78) [3]	06:06.97 (02:11.26) [6]	08:15.48 (02:08.51) 08.68	
7	6	FUL Fulham Reach R. Pilcher	01:52.62 [3]	03:59.28 (02:06.66) [5]	DNA - [8]	08:23.40 (08:23.40) 07.92	






Metropolitan Regatta (Saturday)

Race 96

W 8+ Club W 8+ Club

Final



Posn	Lane	Club	500m	1000m	1500m	Finish	Next
1	4	NRC  Nottingham RC L. Wheeldon, L. Hartill, M. Grandsen, E. Bradley, M. Davy, A. Beaumont, C. Beaumont, K. Nunn, E. Allen	01:45.22 [1]	03:32.49 (01:47.27) [1]	05:24.68 (01:52.19) [1]	07:17.79 (01:53.11)	
2	3	KRC  Kingston RC P. De La Garde-Tingay, A. Sims, E. Skinner, U. Fries, L. Pettersen, H. Tunbridge, K. Halle, L. Radoja, Y. Furlonger	01:45.59 [2]	03:36.49 (01:50.90) [2]	05:31.86 (01:55.37) [2]	07:28.32 (01:56.46) 10.53	
3	2	COX  Oxford City T. Peel, E. Letton, G. Carr, A. Stashkiw, M. Merritt-Smith, G. Cherry, M. Lefferts, K. Salter, [Cox] S. Drohan	01:45.91 [3]	03:36.88 (01:50.97) [3]	05:33.98 (01:57.10) [3]	07:31.09 (01:57.11) 02.77	
4	1	TYN  Tyne RC P. Mitchell, O. Campbell, O. Furness, M. Stocker, E. Dobson, C. Turley, A. Hinitt, C. Hughes, [Cox] S. Lombard	01:52.43 [4]	03:49.14 (01:56.71) [4]	05:51.21 (02:02.07) [4]	07:50.60 (01:59.39) 19.51	
5	5	CBR  Bristol City C. Hall, T. Tijssen, L. Woods, E. Richards, G. Lusby, A. Hill, E. Esfahani, C. Allen, [Cox] K. Richards	01:55.12 [5]	03:54.86 (01:59.74) [5]	05:55.61 (02:00.75) [5]	07:55.81 (02:00.20) 05.21	

Metropolitan Regatta (Saturday)

Race 97

W 4- Club W 4- Club

Final



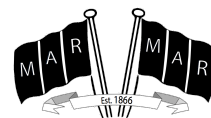
Posn	Lane	Club	500m	1000m	1500m	Finish	Next
1	3	AGE Agecroft RC H. Bracey, C. Grandfield, E. Sadler-Andrews, G. Miller	01:44.91 [1]	03:38.82 (01:53.91) [1]	05:35.29 (01:56.47) [1]	07:31.49 (01:56.20)	
2	6	PTR Putney Town M. Perkins, K. Lewis, A. Crowe, K. Bevan	01:50.35 [4]	03:43.72 (01:53.37) [2]	05:39.43 (01:55.71) [2]	07:36.53 (01:57.10) 05.04	
3	2	TYN Tyne RC E. Hayes, L. Kindleside, K. Eccles, L. Davis	01:48.99 [3]	03:44.36 (01:55.37) [3]	05:42.95 (01:58.59) [3]	07:41.89 (01:58.94) 05.36	
4	4	AKN Auriol Ken K. O'Sullivan, H. Smith, J. Innes-Hopkins, N. Griffin	01:53.19 [5]	03:47.33 (01:54.14) [4]	05:47.86 (02:00.53) [4]	07:49.42 (02:01.56) 07.53	
5	1	CBR Bristol City J. Parr, E. McGeehan, E. Esfahani, H. Irons	DNA [6]	03:56.10 (03:56.10) [5]	06:00.41 (02:04.31) [5]	08:07.23 (02:06.82) 17.81	
SCR	5	CUR Curlew RC K. Matulenaite, G. Barker, S. Baker, J. Phillips					

Metropolitan Regatta (Saturday)

Race 98

W 2- W 2-

Final



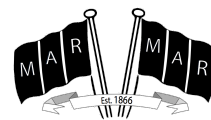
Posn	Lane	Club	500m	1000m	1500m	Finish	Next
1	4	MBC/ SHU Molesey BC/ Sheffield Univ N. Lamb, R. Edwards	01:52.99 [1]	03:51.45 (01:58.46) [1]	05:49.61 (01:58.16) [1]	07:51.27 (02:01.66)	
2	3	TSS (C) Tideway Sc Sch C. Ricks, A. Terry	01:53.64 [2]	03:54.57 (02:00.93) [2]	05:55.84 (02:01.27) [2]	07:56.43 (02:00.59) 05.16	
3	5	TSS Tideway Sc Sch K. Potter, K. Wagstaff	01:56.26 [3]	03:57.01 (02:00.75) [3]	05:58.40 (02:01.39) [3]	07:58.48 (02:00.08) 02.05	
4	2	DUB (B) Durham Univ H. Barton, L. Irwin	01:57.15 [4]	03:57.70 (02:00.55) [4]	05:58.85 (02:01.15) [4]	08:00.64 (02:01.79) 02.16	
5	1	ZBAQ Anna Liffey D. Maguire, C. Dempsey	01:58.09 [5]	04:01.93 (02:03.84) [5]	06:06.43 (02:04.50) [5]	08:08.80 (02:02.37) 08.16	
6	6	LRC/ VRC London RC/ Vesta RC M. Jackson, R. McGregor-Ritchie	02:03.11 [6]	04:12.09 (02:08.98) [6]	06:20.74 (02:08.65) [6]	08:27.02 (02:06.28) 18.22	






Metropolitan Regatta (Saturday)

Race 99

Op 8+ Club Op 8+ Club

Final



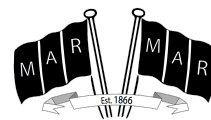
Posn	Lane	Club	500m	1000m	1500m	Finish	Next
1	5	RCH  Royal Chester M. Chan, J. McGarva, P. Home, S. Heyes-Burke, K. Dudley, J. Brown, H. Websdell, J. Simons, [Cox] A. Sanders	01:34.99 [2]	03:12.94 (01:37.95) [3]	04:50.67 (01:37.73) [3]	06:25.84 (01:35.17)	
2	2	COM  Combined Servs C. Ostacchini, L. Cruyton, T. Jackman, E. Carpenter, A. Steventon, E. Mace, R. Johnston, S. Jones, [Cox] G. Moon	DNA	03:11.02 (03:11.02) [2]	04:48.02 (01:37.00) [1]	06:26.09 (01:38.07)	00.25
3	3	QBC  Quintin BC R. Farthing, R. Cullen, S. Massias, J. Sanderson, J. Coldwell, M. Sirmon, C. Durbidge, L. Waite, [Cox] C. Davison	01:33.36 [1]	03:10.73 (01:37.37) [1]	04:50.14 (01:39.41) [2]	06:30.59 (01:40.45)	04.50
4	4	NRC  Nottingham RC W. Jordan, W. Blackburn, C. Dove, G. Blythe, J. Walker, G. Nixon, J. Bennett, S. Haigh, [Cox] H. Johnson	01:34.55 [3]	03:13.79 (01:39.24) [4]	04:54.14 (01:40.35) [4]	06:33.14 (01:39.00)	02.55
5	6	KRC  Kingston RC N. Horton, G. Craig, A. Da Silva, M. Carpenter, E. Russell, M. Daniels, J. Birch, L. Morgan, [Cox] A. Ross	01:40.80 [4]	03:23.02 (01:42.22) [5]	05:07.14 (01:44.12) [5]	06:50.49 (01:43.35)	17.35







Metropolitan Regatta (Saturday)

Race 100

Op 8+ Acad Op 8+ Academic

Final



Posn	Lane	Club	500m	1000m	1500m	Finish	Next
1	6	CCS  Claires Court A. Jackson, T. Hall, R. Byerley, J. Overturf, O. Hill, L. Griffiths, N. Foy, C. Nash, [Cox] K. Bhalla	01:36.17 [1]	03:14.01 (01:37.84) [1]	04:52.31 (01:38.30) [1]	06:31.08 (01:38.77)	
2	3	ZACD  UCD Boat Club J. Hayes, D. Little-Cahill, R. Glynn, J. Gerring, S. O'Connor, K. Riordan, D. Kelly, M. O Meara, N. Griffin	01:39.28 [4]	03:20.21 (01:40.93) [3]	05:01.50 (01:41.29) [2]	06:42.70 (01:41.20) 11.62	
3	1	LIU  Liverpool Univ N. Cerulus, B. Patrick, A. Sims, J. Sawcer, A. Tudor, T. Davidson, J. Norman, J. Thorne, A. Reilly	01:38.43 [2]	03:19.91 (01:41.48) [2]	05:03.02 (01:43.11) [3]	06:44.72 (01:41.70) 02.02	
4	4	ZAQU  Queens Univ L. Fox, J. Cartledge, L. Goligher, G. Smith, A. Buchanan, C. Hagan, D. Quinton, H. Mathers, [Cox] N. Moore	01:40.81 [6]	03:24.33 (01:43.52) [4]	05:09.50 (01:45.17) [4]	06:56.26 (01:46.76) 11.54	
5	5	SOU  S'hampton Univ M. Arkell, D. Skeat, B. Gomm, T. De Winton, J. Trujillo Mateos, T. Marley, P. Pook, L. Pemberton, [Cox] T. Jessop	01:40.14 [5]	03:25.60 (01:45.46) [6]	05:13.28 (01:47.68) [6]	07:01.11 (01:47.83) 04.85	
6	2	UWE  W England Univ C. Cowan, D. Oddy, M. Kelliher, D. Goble, M. Harwood, S. Allwright, L. Day, G. James, [Cox] M. Williams	01:38.87 [3]	03:24.63 (01:45.76) [5]	05:12.04 (01:47.41) [5]	07:01.89 (01:49.85) 00.78	




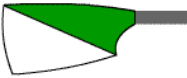
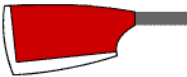
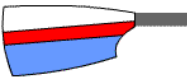
Metropolitan Regatta (Saturday)

Race 102

W 4+ W 4+

Final



Posn	Lane	Club	500m	1000m	1500m	Finish	Next
1	3	TSS  Tideway Sc Sch S. Van Son, M. Plak, A. Chapman, K. Jayne-Coupe, [Cox] A. Stutter	01:55.18 [1]	13:03.10 (11:07.92) [2]	05:49.44 - [1]	07:46.73 (01:57.29)	
2	5	ZNU  NUI Galway BC M. Tully, N. Oâ€™rourke, C. Burke, M. Boland, [Cox] S. Conboy	01:55.94 [3]	13:04.06 (11:08.12) [4]	05:52.09 - [2]	07:48.53 (01:56.44) 01.80	
3	4	VRC (B)  Vesta RC K. Price, S. Campbell, M. Blowing, H. Turner, [Cox] A. Sewell	01:55.59 [2]	13:02.61 (11:07.02) [1]	05:52.32 - [3]	07:51.45 (01:59.13) 02.92	
4	2	EXU  Exeter Univ O. Olusanya, A. Pearson, C. Geeroms, R. Little, F. Mugford	01:58.15 [4]	13:04.73 (11:06.58) [5]	05:59.22 - [4]	08:00.35 (02:01.13) 08.90	
5	1	MAR  Marlow RC E. Boddy, H. Furniss, P. Harrison, R. Shaw, [Cox] L. Knill	01:57.74 [5]	13:08.12 (11:10.38) [6]	06:03.95 - [5]	08:06.64 (02:02.69) 06.29	
SCR	6	AGE  Agecroft RC C. McQuaid, Z. Coates, S. Rodgers, R. Thomson, F. Carroll					

Metropolitan Regatta (Saturday)

Race 103

W 4+ W 4+

Final



Posn	Lane	Club	500m	1000m	1500m	Finish	Next
1	4	UBR Bristol Univ M. Houlihan-Burne, E. Griffin, C. Blake, E. Pitt-Pitts, [Cox] I. Rees	02:05.70 [6]	DNA -	06:03.13 (06:03.13)	08:02.82 (01:59.69)	
2	5	NRC Nottingham RC K. Doleman, G. Charlesworth, L. Stratton, C. Johnson, [Cox] R. Khan	02:01.58 [5]	DNA -	06:04.23 (06:04.23)	08:03.28 (01:59.05)	00.46
3	3	EXU Exeter Univ A. Baker, A. Irwin, P. Cox, A. George, O. Dibb	02:00.56 [4]	DNA -	06:03.98 (06:03.98)	08:05.16 (02:01.18)	01.88
4	6	CAB Cantabrigian M. McCarey, I. Mahoney, C. Lloyd, A. Holender, [Cox] C. Bowden	DNA [7]	DNA -	06:05.31 (06:05.31)	08:08.86 (02:03.55)	03.70
5	2	SUA Stratford Avon K. Wellstead, K. Curnock, E. Browne, M. Gill-Swift, [Cox] H. Hill	01:59.90 [3]	DNA -	06:06.56 (06:06.56)	08:09.27 (02:02.71)	00.41
6	1	UYO York Univ E. Walters, L. Homer, B. Halse, Y. Aitken, [Cox] C. Davies	DNA [8]	DNA -	06:10.83 (06:10.83)	08:16.59 (02:05.76)	07.32






Metropolitan Regatta (Saturday)

Race 104

W 8+ Acad W 8+ Academic

Final



Posn	Lane	Club	500m	1000m	1500m	Finish	Next
1	3	LIU  Liverpool Univ L. Jones, F. Jones, A. Clarke, E. Cater, F. Hunt-Davis, C. Siddoway, J. Trott, H. Garmston, [Cox] C. Oliver	01:47.36 [1]	03:39.16 (01:51.80) [1]	05:33.71 (01:54.55) [1]	07:24.45 (01:50.74)	
2	4	UBI  Birmingham Univ E. Grand, V. Wright, R. Andryszewska, B. Meopham, I. Slee, M. Stolz, E. Lowles, A. Koehler, F. Cooke	01:47.68 [2]	03:41.81 (01:54.13) [2]	05:39.25 (01:57.44) [2]	07:31.58 (01:52.33) 07.13	
3	6	ZADT  Dublin U Ladies C. Rafter, K. Kavanagh, Z. Gallagher, C. Corcoran, A. NÁ- MhurchÁ°, E. Fahy, S. Bourke, G. McArdle, [Cox] Á. O'Sullivan	01:51.97 [3]	03:47.97 (01:56.00) [3]	05:46.17 (01:58.20) [3]	07:42.86 (01:56.69) 11.28	
4	5	SOU  S'hampton Univ E. Harman, I. Thomas, A. Bevan, J. Shannon, S. Hart, E. Tong, I. Oxley, I. McCaul, [Cox] L. Robinson	01:52.70 [4]	03:55.03 (02:02.33) [4]	05:59.94 (02:04.91) [4]	08:01.19 (02:01.25) 18.33	
5	2	ZQL  Queens U Ladies L. McAllister, A. Dinan, G. Kiss, J. Cameron, N. Sheridan, H. Morrison, U. McCoy, H. McNaul, [Cox] J. Lavery	01:57.34 [5]	04:01.40 (02:04.06) [5]	06:07.68 (02:06.28) [5]	08:07.18 (01:59.50) 05.99	

Metropolitan Regatta (Saturday)

Race 105

Op 2- Op 2-

Final



Posn	Lane	Club	500m	1000m	1500m	Finish	Next
1	5	LDR (A) Leander Club A. Ball, T. Ballinger	DNA [7]	03:37.53 (03:37.53) [1]	05:29.64 (01:52.11) [1]	07:20.96 (01:51.32)	
2	4	TSS Tideway Sc Sch D. Parnell, N. Parnell	DNA [6]	03:40.03 (03:40.03) [2]	05:34.39 (01:54.36) [2]	07:29.04 (01:54.65) 08.08	
3	3	ZACR Commercial RC C. Cunningham, K. Coughlan	DNA [5]	03:42.63 (03:42.63) [3]	05:39.88 (01:57.25) [3]	07:33.71 (01:53.83) 04.67	
4	6	ZACD UCD Boat Club M. Noonan, R. Thompson	DNA [8]	03:48.84 (03:48.84) [4]	05:48.51 (01:59.67) [4]	07:44.61 (01:56.10) 10.90	

Metropolitan Regatta (Saturday)

Race 106

Op 4+ Acad Op 4+ Academic

Final



Posn	Lane	Club	500m	1000m	1500m	Finish	Next
1	4	DUB Durham Univ B. Wright, E. Gardiner, M. Burgess-Smith, O. Lindsay, [Cox] Z. Evans	DNA	03:21.97 (03:21.97)	05:04.50 (01:42.53)	06:43.52 (01:39.02)	
2	3	ZAQU/ ZCA/ ZNU/ ZUC Queens Univ/ Carlow RC/ NUI Ga... R. Corrigan, J. Keating, D. Breen, B. O'Rourke, [Cox] A. Humphries-Griffiths	DNA	03:22.68 (03:22.68)	05:06.88 (01:44.20)	06:43.81 (01:36.93)	00.29
3	5	EXU Exeter Univ J. Beattie, G. Doran, S. Tyrie, J. Braithwaite, S. Figueiredo	DNA	03:23.35 (03:23.35)	05:08.30 (01:44.95)	06:50.29 (01:41.99)	06.48
4	6	ZNU (B) NUI Galway BC D. McCarthy, R. Quinn, S. Bryne, D. Fuller, [Cox] S. Conboy	DNA	03:25.94 (03:25.94)	05:15.15 (01:49.21)	07:00.85 (01:45.70)	10.56
5	2	ZNU (A) NUI Galway BC M. Ryder, B. Broekaart, R. Heaney, M. Farrell, [Cox] J. Russell	DNA	03:34.78 (03:34.78)	05:24.51 (01:49.73)	07:11.81 (01:47.30)	10.96







Metropolitan Regatta (Saturday)

Race 107

Op 4+ Club Op 4+ Club

Final



Posn	Lane	Club	500m	1000m	1500m	Finish	Next
1	4	RCH  Royal Chester H. Higginbottom, T. Rushton, P. Dean, H. McGarva, [Cox] S. Armstrong	01:42.09 [3]	03:26.83 (01:44.74) [2]	05:12.06 (01:45.23) [1]	06:55.25 (01:43.19)	
2	3	TSS (A)  Tideway Sc Sch E. Beckett, G. Maxwell, K. Brown, M. Wilkojc, [Cox] F. Lovric-Kemp	01:43.51 [5]	03:28.67 (01:45.16) [4]	05:14.12 (01:45.45) [2]	06:57.77 (01:43.65) 02.52	
3	6	QBC  Quintin BC H. Robins, R. Dawson, K. Brown, S. Turakhia, [Cox] M. Lynch	01:41.45 [1]	03:27.17 (01:45.72) [3]	05:15.36 (01:48.19) [4]	07:00.16 (01:44.80) 02.39	
4	5	NRC  Nottingham RC J. Doleman, J. Debanks, M. Parker, S. Bennett, [Cox] E. Allen	01:41.80 [2]	03:26.54 (01:44.74) [1]	05:14.42 (01:47.88) [3]	07:00.38 (01:45.96) 00.22	
5	2	VRC  Vesta RC A. Turner, W. Markowski, M. Webb, H. Asher, [Cox] R. Hamilton	01:42.71 [4]	03:29.12 (01:46.41) [5]	05:17.20 (01:48.08) [5]	07:03.00 (01:45.80) 02.62	
6	1	ZANP  Neptune RC A. Levstik, S. Egan, S. Quigley, K. Molloy, [Cox] P. Dolan	01:45.35 [6]	03:33.63 (01:48.28) [6]	05:21.71 (01:48.08) [6]	07:07.93 (01:46.22) 04.93	







Metropolitan Regatta (Saturday)

Race 108

W 2x W 2x

Final



Posn	Lane	Club	500m	1000m	1500m	Finish	Next
1	5	TWK  Twickenham RC R. Tallis, S. Greenfield	02:01.91 [2]	04:03.80 (02:01.89) [2]	06:05.30 (02:01.50) [1]	08:04.42 (01:59.12)	
2	3	RDG  Reading RC S. Gray, K. Birch	02:01.42 [1]	04:03.26 (02:01.84) [1]	06:06.85 (02:03.59) [2]	08:09.89 (02:03.04) 05.47	
3	1	COX  Oxford City C. Armstrong, M. Pickering	02:02.45 [3]	04:09.61 (02:07.16) [3]	06:15.73 (02:06.12) [3]	08:18.65 (02:02.92) 08.76	
4	6	WRR (A)  Worcester RC K. Ernst, E. Harding	02:03.68 [5]	04:12.19 (02:08.51) [4]	06:17.60 (02:05.41) [4]	08:20.46 (02:02.86) 01.81	
5	4	HEN  Henley RC N. Atkinson, B. Norman	02:05.66 [6]	04:12.94 (02:07.28) [5]	06:21.05 (02:08.11) [5]	08:25.00 (02:03.95) 04.54	
6	2	NTN  Northampton RC L. Dobson, H. Brown	02:03.99 [4]	04:16.12 (02:12.13) [6]	06:31.07 (02:14.95) [6]	08:39.90 (02:08.83) 14.90	

Metropolitan Regatta (Saturday)

Race 110

W 8+ Ch W 8+ Championship

Final

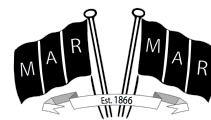


Posn	Lane	Club	500m	1000m	1500m	Finish	Next
1	5	ZADT (A) Dublin U Ladies L. O'Keeffe, E. Clohessy, R. McHugh, J. Hogg, A. Mangan, E. Deasy, M. Kelly, A. McGranaghan, [Cox] C. White	01:47.85 [5]	03:36.28 (01:48.43) [3]	05:26.49 (01:50.21) [3]	06:58.95 (01:32.46)	
2	4	ZUC Univ Coll Cork R. Murphy, S. Wakerlin, C. Murphy, A. Feeley, S. Bouanane, S. Moran, S. Higgins, F. O'Keeffe, [Cox] R. O'Leary	01:52.03 [6]	03:36.81 (01:44.78) [4]	05:28.28 (01:51.47) [5]	07:05.92 (01:37.64) 06.97	
3	6	LEA Lea RC B. Snaith, C. Grayson, V. Brock, S. Brockmann, A. Davies, M. Mackay, C. Stokes, V. Futoryanova, J. Bell	01:47.28 [4]	03:37.42 (01:50.14) [6]	05:28.97 (01:51.55) [6]	07:12.84 (01:43.87) 06.92	
4	3	NEW (B) Newcastle Univ P. Truett, G. Munyard, R. Webb, A. Perrin, K. Bulmer, C. Deyermond, K. Woolley, H. Cowie, [Cox] N. Banks	01:42.07 [1]	03:27.81 (01:45.74) [1]	05:14.01 (01:46.20) [1]	07:14.28 (02:00.27) 01.44	
5	2	TRC (A) Thames RC J. Phillipps, S. Fabes, C. Buizza, C. Schneider, L. Nee, E. Morris, H. Laird, R. Taylor, [Cox] N. Kernan	01:45.31 [2]	03:32.57 (01:47.26) [2]	05:19.75 (01:47.18) [2]	07:17.63 (01:57.88) 03.35	
6	1	TRC (B) Thames RC E. Higginbotham, L. Currey, C. Ramambason, A. Manly, H. Walker, A. Hitchens, H. McElhone, T. Umbelino-Purton, [Cox] A. Sabah	01:46.74 [3]	03:37.16 (01:50.42) [5]	05:27.34 (01:50.18) [4]	07:17.87 (01:50.53) 00.24	

Metropolitan Regatta (Saturday)

Race III

Op 8+ Ch Op 8+ Championship Final



Posn	Lane	Club	500m	1000m	1500m	Finish	Next
1	5	RAD (A) Radley Coll P. Denton, R. Gearing, T. Metcalf, L. Miles, F. Nielsen, E. Rae Smith, A. Senior, F. Rawlinson, [Cox] T. Williams	01:27.27 [1]	02:57.48 (01:30.21) [1]	04:29.11 (01:31.63) [1]	DNA -	
2	4	SPS St Paul's Sch H. Eaton, M. Beekenkamp, C. Spiers, F. Kwok, F. Davidson, T. Horncastle, M. Taylor, J. Middleton, [Cox] B. Ray	01:28.51 [2]	02:59.96 (01:31.45) [2]	04:31.52 (01:31.56) [2]	DNA -	
3	6	ETN Eton Coll J. Hodson, J. Watson-Gandy, S. Nunayon, M. Shakespeare, N. Swidler, H. Pearson, H. Pooley, W. Burgess Watson, [Cox] O. Perry	01:29.78 [3]	03:02.72 (01:32.94) [3]	04:35.74 (01:33.02) [3]	DNA -	
4	3	MBC Molesey BC J. Burke, A. Warren, T. Cross, O. Daly, K. Varney, K. Tierney, A. Turner, A. Giambone, [Cox] J. Wainer	01:29.57 [4]	03:03.41 (01:33.84) [4]	04:37.92 (01:34.51) [4]	DNA -	
5	2	AGE Agecroft RC D. Staniforth, M. Jones, A. Thomas, J. Roe, P. Wright, J. Ford, S. Szekely, B. Adey-Johnson, [Cox] F. Hoyle	01:34.17 [6]	03:05.25 (01:31.08) [5]	04:39.96 (01:34.71) [5]	DNA -	
6	1	TYN (A) Tyne RC E. Lewis, A. Turnill, A. Spencer, T. Campbell, A. Bain, M. Crooks, I. Weir, J. Foster, [Cox] R. Moore	DNA [7]	03:11.19 (03:11.19) [6]	04:45.77 (01:34.58) [6]	DNA -	

Metropolitan Regatta (Saturday)

Race 112

W 1x W 1x

Final



Posn	Lane	Club	500m	1000m	1500m	Finish	Next
1	4	TSS Tideway Sc Sch K. Wilkinson-Feller	01:55.77 [1]	03:59.00 (02:03.23) [1]	06:03.00 (02:04.00) [1]	08:08.99 (02:05.99)	
2	2	ZUC Univ Coll Cork M. Cremen	01:56.32 [2]	04:01.01 (02:04.69) [2]	06:05.89 (02:04.88) [2]	08:12.13 (02:06.24) 03.14	
3	3	ZUC Univ Coll Cork A. Casey	02:01.66 [5]	04:06.17 (02:04.51) [3]	06:10.09 (02:03.92) [3]	08:14.06 (02:03.97) 01.93	
4	5	ZQL Queens U Ladies F. Bell	02:00.27 [4]	04:06.86 (02:06.59) [4]	06:14.27 (02:07.41) [4]	08:20.21 (02:05.94) 06.15	
5	1	NRC Nottingham RC A. Campbell-Orde	01:59.82 [3]	04:07.37 (02:07.55) [5]	06:15.38 (02:08.01) [5]	08:21.34 (02:05.96) 01.13	
6	6	GRO Grosvenor RC L. Iball	02:03.19 [6]	04:10.42 (02:07.23) [6]	06:20.96 (02:10.54) [6]	08:30.45 (02:09.49) 09.11	

Metropolitan Regatta (Saturday)

Race 113

Op 4+ Acad Op 4+ Academic

Final



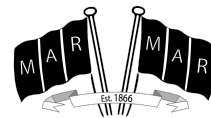
Posn	Lane	Club	500m	1000m	1500m	Finish	Next
1	4	ZALU (A) Limerick Univ M. Wilson, C. Carmody, M. Fanning, K. Hogan, [Cox] J. Kist	01:44.43 [1]	03:36.25 (01:51.82) [1]	05:26.65 (01:50.40) [1]	07:15.26 (01:48.61)	
2	7	UCL UC London F. Lefievre, D. Heyna-Francis, A. Slaughter, T. Rowe, [Cox] C. Cardwell	01:46.37 [2]	03:38.30 (01:51.93) [2]	05:30.57 (01:52.27) [2]	07:24.02 (01:53.45) 08.76	
3	1	ZNU NUI Galway BC M. Hogan, S. Mulroy, I. Killalea, A. Anderson, [Cox] O. Nolan	01:47.73 [3]	03:40.99 (01:53.26) [3]	05:34.84 (01:53.85) [3]	07:24.88 (01:50.04) 00.86	
4	3	UKE Kent Univ S. Lewis, E. Elder, T. Richards, C. Allison, [Cox] A. Knacke	01:48.66 [4]	03:42.87 (01:54.21) [4]	05:37.42 (01:54.55) [4]	07:34.36 (01:56.94) 09.48	
5	5	KCL King's College O. Durrant, C. Proctor, S. Hirata, F. Potter, [Cox] A. Azad	01:48.56 [5]	03:45.65 (01:57.09) [5]	05:44.03 (01:58.38) [5]	07:40.29 (01:56.26) 05.93	
6	2	ZALU (B) Limerick Univ E. O'Shaughnessy, C. Flanagan, L. Mulcahy, C. Horan, [Cox] N. Donlon	01:53.98 [6]	03:56.08 (02:02.10) [6]	05:56.58 (02:00.50) [6]	07:58.96 (02:02.38) 18.67	
SCR	6	RHO Royal Holloway D. Brand, J. Cornwell, J. Smith, C. Dumont, R. Goupil					

Metropolitan Regatta (Saturday)

Race 114

Op 2- Op 2-

Final



Posn	Lane	Club	500m	1000m	1500m	Finish	Next
1	4	GLW (C) Glasgow RC E. Matthews, P. Menezes	01:47.49 [1]	03:39.02 (01:51.53) [1]	05:31.42 (01:52.40) [1]	07:24.76 (01:53.34)	
2	1	GLW (A) Glasgow RC R. Young, M. Jackson	01:50.42 [2]	03:43.37 (01:52.95) [2]	05:35.98 (01:52.61) [2]	07:29.12 (01:53.14) 04.36	
3	2	GLB Globe RC M. Coughlan, J. Davidson	01:55.45 [4]	03:56.00 (02:00.55) [3]	05:59.49 (02:03.49) [3]	08:03.91 (02:04.42) 34.79	
4	3	UCL UC London M. Pum, O. Reece	01:55.18 [3]	03:57.71 (02:02.53) [4]	06:03.77 (02:06.06) [4]	08:09.01 (02:05.24) 05.10	

Metropolitan Regatta (Saturday)

Race 115

Op 4x- Op 4x-

Final



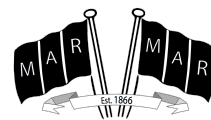
Posn	Lane	Club	500m	1000m	1500m	Finish	Next
1	2	LDR Leander Club V. Kleshnev, O. Dix, S. McKeown, J. Cartwright	01:30.74 [1]	03:10.69 (01:39.95) [3]	04:38.63 (01:27.94) [1]	06:12.32 (01:33.69)	
2	3	RDU Reading Univ S. O'Mahony, L. Reiser, E. Marshall, G. Lawton	01:32.36 [2]	03:04.26 (01:31.90) [1]	04:44.53 (01:40.27) [2]	06:18.38 (01:33.85) 06.06	
3	6	ZAQU/ ZASN/ ZUC Queens Univ/ Shandon BC/ Univ ... E. Gaffney, H. Sutton, H. Moore, M. Taylor	01:34.09 [3]	03:14.93 (01:40.84) [4]	04:48.02 (01:33.09) [3]	06:23.01 (01:34.99) 04.63	
4	4	WNC Windsorian RC A. Freeman-Pask, B. Ellery, J. Van Gelderen, A. Joel	01:37.72 [6]	03:10.32 (01:32.60) [2]	04:51.63 (01:41.31) [4]	06:28.37 (01:36.74) 05.36	
5	7	CCS Claire's Court J. Lambert, J. Stobbs, A. Getley, J. Wincomb	01:36.65 [5]	DNA -	04:54.34 (04:54.34) [5]	06:29.34 (01:35.00) 00.97	
6	5	TYR Tyrian Club E. Linares Ruiz, C. Clarke, R. Bufacchi, M. Stallard	DNA [8]	03:19.37 (03:19.37) [6]	05:03.82 (01:44.45) [6]	06:49.04 (01:45.22) 19.70	
7	1	LER/ PET/ STA Leicester RC/ Peterborough/ St... S. Cranfield, C. Callow, D. Smith, I. Palmer	01:38.09 [7]	03:16.06 (01:37.97) [5]	05:06.05 (01:49.99) [7]	06:52.25 (01:46.20) 03.21	

Metropolitan Regatta (Saturday)

Race 116

Op 4- Op 4-

Final



Posn	Lane	Club	500m	1000m	1500m	Finish	Next
1	3	ZASM St Michaels D. O'Connor, T. McKeon, R. Spelman, J. Cuddy	01:36.90 [1]	DNA -	05:03.59 (05:03.59)	06:38.62 (01:35.03)	
2	4	ZACD UCD Boat Club R. Brown, D. Somers, J. Ronaldson, J. Stacey	01:39.31 [2]	DNA -	05:07.92 (05:07.92)	06:47.33 (01:39.41)	08.71
3	1	ZUC Univ Coll Cork S. Murphy, P. O'Callaghan, D. Larkin, K. White	01:40.85 [4]	DNA -	05:09.26 (05:09.26)	06:48.92 (01:39.66)	01.59
4	6	MBC Molesey BC A. Chisholm, J. Broadest, R. Laney, T. Piggott	01:41.30 [5]	DNA -	05:13.55 (05:13.55)	06:51.84 (01:38.29)	02.92
5	2	CUR Curlew RC A. Wilson, S. Beards, T. Weekes, N. Wilson	01:40.37 [3]	DNA -	05:08.55 (05:08.55)	06:52.14 (01:43.59)	00.30
6	5	PTR (A) Putney Town J. Diserens, S. Diserens, S. Russell, A. Duncomb	01:41.71 [6]	DNA -	DNA -	06:59.15 (06:59.15)	07.01

Metropolitan Regatta (Saturday)

Race 117

W 4- Acad W 4- Academic

Final



Posn	Lane	Club	500m	1000m	1500m	Finish	Next
1	2	DUB Durham Univ G. Dean, H. Barton, L. Irwin, S. Devereux	01:49.75 [2]	03:42.47 (01:52.72) [2]	05:35.66 (01:53.19) [1]	07:30.40 (01:54.74)	
2	1	NEW (A) Newcastle Univ A. Van de Braak, F. Munro, E. Larsen, C. Brown	01:48.41 [1]	03:41.40 (01:52.99) [1]	05:41.61 (02:00.21) [2]	07:38.78 (01:57.17)	08.38
3	4	NEW (B) Newcastle Univ K. Claridge, J. Peacock, C. Castledine, E. Ancliff	01:53.83 [3]	03:51.69 (01:57.86) [3]	05:54.56 (02:02.87) [3]	07:55.28 (02:00.72)	16.50
4	3	USU Surrey Univ J. Bone, M. Brown, S. Hossack, C. Flavin	01:55.27 [4]	03:55.21 (01:59.94) [4]	06:00.00 (02:04.79) [4]	08:03.30 (02:03.30)	08.02