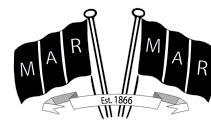


Metropolitan Regatta (Saturday)

Race 17

W 8+ W 8+

Final E



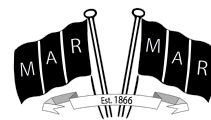
Posn	Lane	Club	500m	1000m	1500m	Finish	Next
1	4	MBC Molesey BC N. Jones, L. Earl, H. Parkinson, J. Pinnock, G. Mead, H. Wason, H. Coutts, G. Thompson, [Cox] P. Ayling	01:43.60 [1]	03:35.50 (01:51.90) [2]	05:19.30 (01:43.80) [1]	07:07.30 (01:48.00)	
2	3	SWB W Borlase Sch K. Sayers, S. Haliwell, E. Tremelling, E. Farmer, M. Jackson, A. Graham-Usabiaga, M. Medlock, D. Taverner, R. Conway	01:46.70 [4]	03:37.90 (01:51.20) [5]	05:23.80 (01:45.90) [2]	07:11.30 (01:47.50) 04.00	
3	7	LIU Liverpool Univ F. Jones, A. Loughlin, A. Morris, J. Franklin, E. Matthews, G. Newport-Tucker, A. Gregory, L. Fraser, [Cox] B. Manners	01:46.10 [3]	03:37.20 (01:51.10) [4]	05:28.30 (01:51.10) [5]	07:15.00 (01:46.70) 03.70	
4	6	TRC (E) Thames RC J. Wellington, S. Mazza, B. London, L. Currey, H. Walker, E. Church, S. Adams, N. Cowie, [Cox] A. Yong	01:47.20 [5]	03:36.50 (01:49.30) [3]	05:26.50 (01:50.00) [3]	07:15.90 (01:49.40) 00.90	
5	5	UNH United Hosp BC A. Powell, V. Earl, C. Waller Alvarez, N. Rawat, L. Dan, M. Nelson, V. Villegas Agudelo, C. Withers, [Cox] H. Lidbetter	01:45.80 [2]	03:31.20 (01:45.40) [1]	05:26.80 (01:55.60) [4]	07:16.30 (01:49.50) 00.40	
6	2	FSC Furnivall SC H. Cornwell, L. Tandy, L. Adam, C. Burns, B. Edgar, C. Thorp, I. Hertzog, B. Loveridge, B. Zurawel	01:47.60 [6]	03:38.80 (01:51.20) [6]	05:30.80 (01:52.00) [6]	07:21.10 (01:50.30) 04.80	
7	8	TWK (B) Twickenham RC O. Yabsley, M. Slabbert, H. Peck, P. Kruiemel, M. Obenshain, C. Byrnes, R. Doyle, A. Bray, [Cox] G. Adams	01:49.20 [7]	03:59.00 (02:09.80) [7]	06:03.50 (02:04.50) [7]	08:07.80 (02:04.30) 46.70	

Metropolitan Regatta (Saturday)

Race 18

W 8+ W 8+

Final D



Posn	Lane	Club	500m	1000m	1500m	Finish	Next
1	4	TSS  Tideway Sc Sch M. Kemp, F. Howard, M. Skeates, H. Steven, A. Janss Lafond, E. Tarczy, M. McWilliam, S. Rijkse, [Cox] F. Lovric-Kemp	01:45.50 [1]	03:33.40 (01:47.90) [1]	05:20.20 (01:46.80) [1]	07:06.10 (01:45.90)	
2	5	VRC (B)  Vesta RC I. Knibbs, E. Davenport, H. Exton-Smith, A. Peachey, S. Hall, L. Haden-Smith, A. Nicholson, M. Dunlop, L. Vigilante	01:46.90 [3]	03:35.90 (01:49.00) [2]	05:24.50 (01:48.60) [2]	07:09.70 (01:45.20) 03.60	
3	1	UCO  UC Oxford H. Asiki, P. Biggs, A. Hughes, H. Atherton, R. Te Water NaudA©, L. Van Bijsterveldt, E. Lepinay, H. Farley, [Cox] N. Handzewniak	01:48.60 [6]	DNA -	05:29.00 (05:29.00) [5]	07:15.20 (01:46.20) 05.50	
4	2	MAR (A)  Marlow RC R. Crosby, A. Little, P. Harrison, E. Holloway, E. Pimlott, A. Dudley, R. Franks, N. Riches, [Cox] D. Sadurska	01:47.70 [4]	03:38.80 (01:51.10) [5]	05:28.60 (01:49.80) [4]	07:16.10 (01:47.50) 00.90	
5	6	CAM  Cambridge City F. Axe, H. Creasey, I. Potterill, S. Weevers, E. Goode, M. Dubois-Van Slageren, S. Valen, S. Buller, A. Black	01:46.20 [2]	03:36.60 (01:50.40) [3]	05:27.20 (01:50.60) [3]	07:16.60 (01:49.40) 00.50	
6	7	TWK (A)  Twickenham RC C. Lewis, T. McArdle, N. Haywood, E. Granacher, A. Luscombe, P. Richards, E. Wilson, C. Woods, [Cox] S. Wragg	01:47.90 [5]	03:38.10 (01:50.20) [4]	05:30.20 (01:52.10) [6]	07:19.90 (01:49.70) 03.30	
7	8	PTR  Putney Town E. Warren, C. Gallagher, V. Cerasuolo, F. Duggan, S. Foxton, A. Carboo, C. Gleave, O. Miller, [Cox] K. Howarth	01:48.90 [7]	03:39.80 (01:50.90) [6]	05:31.70 (01:51.90) [7]	07:22.60 (01:50.90) 02.70	
DNS	3	UBI  Birmingham Univ H. Bott, B. Sinnott, B. Anderson, E. Dashley, A. Lorimer, A. Caddick, E. Monaghan, G. Duffy, [Cox] N. Ashbridge					


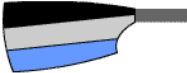





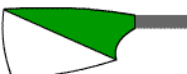
Metropolitan Regatta (Saturday)

Race 19

W 8+ W 8+

Final C



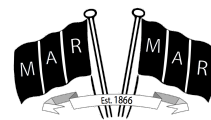
Posn	Lane	Club	500m	1000m	1500m	Finish	Next
1	4	HEN  Henley RC S. Underwood, L. Jones, A. Harkin, G. Pollard, J. Sawbridge, L. O'Donohue, N. Schoenmakers, H. Cookson, C. Emery	01:40.30 [1]	03:23.50 (01:43.20) [1]	DNA -	06:45.70 (06:45.70)	
2	6	IMP  Imperial Coll E. Hall, S. Halsey, N. Doye, L. Douse, H. Kirkpatrick, D. Bethell, G. Musollari, E. Witt, [Cox] A. Perkins	01:44.80 [5]	03:28.60 (01:43.80) [4]	DNA -	06:53.50 (06:53.50) 07.80	
3	2	ULO (C)  London Univ A. Redman, A. Shickell, A. Dixon, K. Mason, E. Lowe, V. Butcher, G. Cohen, A. Hollis, C. Giovene	01:43.40 [3]	03:27.90 (01:44.50) [2]	DNA -	06:54.80 (06:54.80) 01.30	
4	5	TRC (D)  Thames RC H. McElhone, C. Wood, S. Gill, P. Light, R. Cearns, E. Hewitt, A. Strachan, A. Nee, [Cox] S. Margetts	01:43.60 [4]	03:28.20 (01:44.60) [3]	DNA -	06:56.10 (06:56.10) 01.30	
5	7	BAU  Bath Univ I. Bantick, G. Fleming, H. Hallett, K. Sexton, H. Slater, S. Stiling, M. Hopping, D. Faithfull, [Cox] N. Thornton	01:45.80 [6]	03:30.40 (01:44.60) [6]	DNA -	06:56.90 (06:56.90) 00.80	
6	1	UYO  York Univ E. Mitchell, R. Booth, M. Branfoot, J. Burden, E. Walters, R. Andryszewska, B. Halse, F. Sealy, [Cox] E. Obszanska	01:47.20 [8]	03:31.20 (01:44.00) [7]	DNA -	06:57.40 (06:57.40) 00.50	
7	3	CBR  Bristol City C. Lough, K. Lewis, L. O'Neill, L. Evans, S. Deambrosi, A. Gardner, L. Pierpoint, J. Chapman, [Cox] R. Summers	01:43.00 [2]	03:30.10 (01:47.10) [5]	DNA -	07:01.00 (07:01.00) 03.60	
8	8	EXU  Exeter Univ A. Bolitho, I. Daniels, I. Metcalf, M. Girgis, J. Simmons, L. Willis, C. Geeroms, M. Gill-Swift, [Cox] G. Farthing	01:46.00 [7]	03:32.40 (01:46.40) [8]	DNA -	07:04.90 (07:04.90) 03.90	









Metropolitan Regatta (Saturday)

Race 20

W 8+ W 8+

Final B



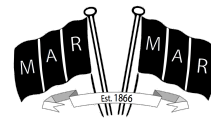
Posn	Lane	Club	500m	1000m	1500m	Finish	Next
1	5	OXB (C)  Oxford Brookes H. Taylor, J. Bates, L. Bird, E. Letton, F. Williamson, S. Miers, J. Colton, J. Furness, [Cox] M. Joyce	01:40.20 [2]	03:20.90 (01:40.70) [1]	05:02.40 (01:41.50) [1]	06:42.10 (01:39.70)	
2	4	TRC (C)  Thames RC R. Taylor, I. Lingard, L. Nee, R. McKellar, C. Vandermeer, A. Gibson, J. Philipps, D. Matthews, [Cox] C. McGarry	01:40.00 [1]	03:21.60 (01:41.60) [2]	05:03.60 (01:42.00) [2]	06:43.70 (01:40.10) 01.60	
3	6	VRC (A)  Vesta RC C. Vine, C. Kickham, M. Blowing, A. Williams, S. Campbell, S. Thompson, H. Palmer, R. Kelly, [Cox] C. Willson	01:43.20 [8]	03:23.90 (01:40.70) [4]	05:05.30 (01:41.40) [3]	06:45.50 (01:40.20) 01.80	
4	7	HED  Headington Sch J. Martin, P. Horan, M. Brown, F. Jones, R. Crawford, I. Magee, M. Fennell, C. Rossington, [Cox] S. Wrightson	01:42.30 [5]	03:23.70 (01:41.40) [3]	05:05.80 (01:42.10) [4]	06:47.00 (01:41.20) 01.50	
5	3	LRC  London RC M. Jackson, D. Ward, M. Plak, J. Arthur, E. Cottrell, D. Esterhuysen, C. Grayson, H. Lowe, [Cox] A. Leek	01:42.80 [6]	DNA	05:07.10 (05:07.10) [5]	06:48.50 (01:41.40) 01.50	
6	2	AGE  Agecroft RC C. Waghorne, L. Boddy, E. Barrellon-Kendall, C. Pringle, T. Maynard, H. Leigh, Z. Coates, E. Tixerant, [Cox] L. Masters	01:42.10 [4]	03:24.10 (01:42.00) [5]	05:07.40 (01:43.30) [6]	06:49.30 (01:41.90) 00.80	
7	1	MAR (B)  Marlow RC E. Rayner, A. Rayner, I. Kelland-Shorthose, K. Breeze, E. Brindle, E. Hollis, M. Newman, I. Checkley, [Cox] N. Stark	01:43.00 [7]	DNA	05:09.00 (05:09.00) [8]	06:49.80 (01:40.80) 00.50	
8	8	TYN  Tyne RC E. Hayes, E. Fuller, S. Slater, H. Wicklow, L. Davis, A. Van de Braak, I. Leigh, A. Bowman, [Cox] S. Lombard	01:41.20 [3]	03:24.50 (01:43.30) [6]	05:08.60 (01:44.10) [7]	06:51.60 (01:43.00) 01.80	

Metropolitan Regatta (Saturday)

Race 21

W 8+ W 8+

Final A




Posn	Lane	Club	500m	1000m	1500m	Finish	Next
1	4	OXB (A) Oxford Brookes K. Allen, A. Hayes, T. Caudle, J. Simper, I. Hawes, S. Heath, L. Cabot, H. Ferguson, [Cox] A. Mantell	01:35.50 [4]	03:11.20 (01:35.70) [2]	04:46.30 (01:35.10) [1]	06:22.20 (01:35.90)	
2	5	LDR Leander Club P. Campbell, L. Carey, J. Perry, F. Donald, L. Edmunds, A. Baatz, N. Harris-White, K. King-Smith, [Cox] C. Levy	01:34.50 [2]	03:11.50 (01:37.00) [3]	04:48.60 (01:37.10) [3]	06:24.40 (01:35.80) 02.20	
3	6	TRC (A) Thames RC L. Iball, I. Casley, E. Tepper, C. Davis, S. Carlotti, J. Eastwood, I. Cassidy, O. Rogerson, [Cox] N. Kernan	01:34.20 [1]	03:11.00 (01:36.80) [1]	04:48.10 (01:37.10) [2]	06:25.90 (01:37.80) 01.50	
4	3	ULO (A) London Univ A. Pierce, F. Blake-Parsons, M. Slabbert, G. Robinson Ranger, E. Lindberg, I. Powell, G. Hellard Timm, P. Snowden, R. Lewis	01:35.30 [3]	03:12.00 (01:36.70) [4]	04:49.20 (01:37.20) [4]	06:26.50 (01:37.30) 00.60	
5	7	ULO (B) London Univ E. Crocker, S. Jones, I. Dixon, A. Sharp, T. Marks, E. Jones, A. Walker-Stewart, R. Morgan, F. Cooke	01:37.30 [6]	03:16.50 (01:39.20) [6]	04:54.30 (01:37.80) [5]	06:31.00 (01:36.70) 04.50	
6	2	OXB (B) Oxford Brookes B. Dutton, V. Temple-Murray, R. Cannon, E. Stilwell, T. Mapplebeck, C. Spearman, A. Standing, M. Greene, [Cox] E. Sanderson	01:36.20 [5]	03:15.20 (01:39.00) [5]	04:54.70 (01:39.50) [6]	06:31.50 (01:36.80) 00.50	
7	8	TRC (B) Thames RC E. Feerick, C. Ramambason, A. Pape, E. Higginbotham, C. Ramin, L. Colthurst, C. Bainbridge, E. Caroe, [Cox] M. Lloyd	01:39.40 [8]	03:20.40 (01:41.00) [7]	05:01.50 (01:41.10) [7]	06:43.40 (01:41.90) 11.90	
8	1	CAB Cantabrigian RC C. Avancini, M. Shaw, G. Jansen, R. Hatton, K. Brown, E. Williams, E. Darlington, R. Smith, [Cox] C. Mantell	01:37.80 [7]	03:21.20 (01:43.40) [8]	05:03.70 (01:42.50) [8]	06:44.60 (01:40.90) 01.20	

Metropolitan Regatta (Saturday)

Race 23

Op 4- Op 4- Ch

Final E



Posn	Lane	Club	500m	1000m	1500m	Finish	Next
1	4	HPY Hartpury RC S. Morgan, C. Asquith, A. Astbury, T. Jenkinson	01:39.20	03:22.20 (01:43.00) [1]	05:04.90 (01:42.70) [1]	06:46.80 (01:41.90)	
2	5	WRC Wallingford RC R. Mason, R. Fergus, A. Cooper, J. Mentor	01:39.80	03:23.70 (01:43.90) [2]	05:06.60 (01:42.90) [2]	06:48.40 (01:41.80) 01.60	
3	6	WRR Worcester RC J. Watson, F. Jarrett, W. Fraser, T. Woodman	01:42.50	03:25.80 (01:43.30) [4]	05:10.80 (01:45.00) [4]	06:53.50 (01:42.70) 05.10	
4	3	WLT Walton RC C. Knill, W. Dawe, J. Pickering, B. Hassan	01:41.70	03:27.60 (01:45.90) [5]	05:13.10 (01:45.50) [5]	06:54.20 (01:41.10) 00.70	
5	2	TYN (B) Tyne RC A. Azzi, R. Fergie, J. Hunter, M. Botha	01:40.00	03:24.80 (01:44.80) [3]	05:10.40 (01:45.60) [3]	06:55.00 (01:44.60) 00.80	
6	7	PTR Putney Town T. Fox, O. Cowan, M. Gill, A. Breeze	01:42.80	03:31.00 (01:48.20) [7]	05:17.80 (01:46.80) [6]	07:04.40 (01:46.60) 09.40	
7	8	UBI Birmingham Univ G. Christian, C. Walker, L. Parker, H. Thompson	01:43.40	03:32.80 (01:49.40) [8]	05:19.30 (01:46.50) [7]	07:05.70 (01:46.40) 01.30	
8	1	EIC (B) East India Club RS W. Tyrrell, P. Lindqvist, M. Shaw, A. Gill	01:42.10	03:30.60 (01:48.50) [6]	05:20.70 (01:50.10) [8]	07:07.50 (01:46.80) 01.80	

Metropolitan Regatta (Saturday)

Race 24

Op 4- Op 4- Ch

Final D



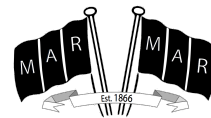
Posn	Lane	Club	500m	1000m	1500m	Finish	Next
1	3	MAV Maidstone Inv J. Mihr, E. Green, B. Finch, H. Peel	01:38.20 [1]	03:19.80 (01:41.60) [1]	05:02.40 (01:42.60) [1]	06:43.60 (01:41.20)	
2	5	CBR Bristol City E. Piercy, J. Ball, A. Rushton, J. Diserens	01:39.80 [6]	03:22.00 (01:42.20) [4]	05:05.50 (01:43.50) [3]	06:46.30 (01:40.80) 02.70	
3	4	CUR Curlew RC F. Mitchell, F. Hemsted, B. Mitchell, M. Yarwood	01:38.30 [2]	03:20.80 (01:42.50) [2]	05:04.70 (01:43.90) [2]	06:47.50 (01:42.80) 01.20	
4	6	CNN Cambridge 99 C. Parker, S. Hoer, B. Barker, J. Harris	01:38.50 [3]	DNA -	05:07.30 (05:07.30) [7]	06:47.90 (01:40.60) 00.40	
5	1	AKN Auriol Ken T. Allen, S. Whitehead, T. Thorpe, A. King	01:38.70 [4]	03:22.40 (01:43.70) [5]	05:06.70 (01:44.30) [5]	06:48.50 (01:41.80) 00.60	
6	2	NRC Nottingham RC S. Deacon, R. Gillard, H. Richardson, T. Howard	01:41.10 [8]	03:23.70 (01:42.60) [7]	05:07.00 (01:43.30) [6]	06:48.60 (01:41.60) 00.10	
7	8	EIC (A) East India Club RS B. Sherry, D. Gibson, C. Sinclair, R. Clements	01:39.30 [5]	03:21.70 (01:42.40) [3]	05:05.90 (01:44.20) [4]	06:49.10 (01:43.20) 00.50	
8	7	NOR Norwich RC E. Sidgwick, A. Wigley, C. Shiplee, O. Negus	01:40.30 [7]	03:23.20 (01:42.90) [6]	05:08.10 (01:44.90) [8]	06:52.00 (01:43.90) 02.90	

Metropolitan Regatta (Saturday)

Race 25

Op 4- Op 4- Ch

Final C



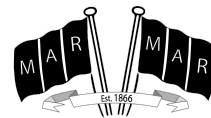
Posn	Lane	Club	500m	1000m	1500m	Finish	Next
1	5	NOW Northwich RC J. Anderson, F. Lawton, G. Lawton, L. Langmead	01:34.80 [1]	03:13.40 (01:38.60) [1]	04:52.50 (01:39.10) [1]	06:29.90 (01:37.40)	
2	4	TYN (A) Tyne RC J. Maclennan, T. Campbell, A. Brown, W. Shaw	01:37.00 [3]	03:15.40 (01:38.40) [2]	04:55.20 (01:39.80) [2]	06:34.50 (01:39.30) 04.60	
3	2	COX Oxford City T. Rubini, J. Bradstock, J. Forster, S. Clifford	01:38.80 [8]	03:21.70 (01:42.90) [8]	05:02.30 (01:40.60) [5]	06:40.30 (01:38.00) 05.80	
4	6	UTC (A) Upper Thames RC M. Jinks, W. Moorhouse, A. Jarvis, O. Holt	01:36.20 [2]	03:18.30 (01:42.10) [3]	05:01.20 (01:42.90) [3]	06:40.80 (01:39.60) 00.50	
5	1	KRC (B) Kingston RC T. Graham, Z. Baxter, A. Hancock, J. Lawn	01:38.60 [7]	03:20.10 (01:41.50) [6]	05:02.00 (01:41.90) [4]	06:42.40 (01:40.40) 01.60	
6	3	MAR Marlow RC A. Bavage, J. Little, M. Smith, R. McCoriston	01:38.10 [6]	03:20.30 (01:42.20) [7]	05:02.60 (01:42.30) [6]	06:42.90 (01:40.30) 00.50	
7	7	CAM Cambridge City V. Dubois, J. Markanday, T. Hetherington, S. Ladd	01:37.60 [5]	03:19.50 (01:41.90) [4]	05:03.10 (01:43.60) [7]	06:43.30 (01:40.20) 00.40	
8	8	GLB Globe RC R. Richardson, R. Duffy, J. Davidson, M. Lootus	01:37.30 [4]	03:19.80 (01:42.50) [5]	05:03.40 (01:43.60) [8]	06:47.20 (01:43.80) 03.90	

Metropolitan Regatta (Saturday)

Race 26

Op 4- Op 4- Ch

Final B



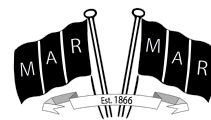
Posn	Lane	Club	500m	1000m	1500m	Finish	Next
1	5	UTC (B) Upper Thames RC S. Griffiths, D. Buckett, T. Hole, M. Cummings	01:34.70 [3]	03:11.20 (01:36.50) [1]	04:50.00 (01:38.80) [2]	06:26.30 (01:36.30)	
2	3	WES (A) Westminster Sch C. Griffin, C. Cartisser, N. Tomasi, W. Fulford	01:37.00 [7]	03:13.30 (01:36.30) [6]	04:50.30 (01:37.00) [3]	06:26.80 (01:36.50) 00.50	
3	2	KRC (A) Kingston RC A. Bedford, P. Wales, B. Farrell, A. Browning	01:34.60 [2]	03:11.40 (01:36.80) [2]	04:49.60 (01:38.20) [1]	06:27.10 (01:37.50) 00.30	
4	4	MBC (A) Molesey BC G. Stewart, W. Acken, N. Bakoc, N. Norman	01:35.40 [5]	03:12.90 (01:37.50) [4]	04:51.10 (01:38.20) [4]	06:27.40 (01:36.30) 00.30	
5	6	HEN Henley RC R. Hume, O. Gerrard, E. Grimster, J. Long	01:33.80 [1]	03:12.70 (01:38.90) [3]	04:52.20 (01:39.50) [5]	06:29.30 (01:37.10) 01.90	
6	7	WES (B) Westminster Sch B. Weiss, T. Griffin, O. Ellis, H. Polychronopoulos	01:35.10 [4]	03:13.10 (01:38.00) [5]	04:52.60 (01:39.50) [6]	06:29.80 (01:37.20) 00.50	
7	1	TSS (B) Tideway Sc Sch D. Rogal, J. Budenberg, J. Bubb-Humfries, H. Storey	01:35.90 [6]	03:14.50 (01:38.60) [7]	04:54.40 (01:39.90) [7]	06:32.10 (01:37.70) 02.30	
8	8	LRC (B) London RC A. Morgan, J. Meredith, C. Young, A. Wakefield	01:37.10 [8]	03:15.10 (01:38.00) [8]	04:55.20 (01:40.10) [8]	06:33.70 (01:38.50) 01.60	

Metropolitan Regatta (Saturday)

Race 27

Op 4- Op 4- Ch

Final A



Posn	Lane	Club	500m	1000m	1500m	Finish	Next
1	4	LDR Leander Club I. Hadfield, C. Waite-Roberts, J. Robson, E. Grisedale	01:28.00 [1]	02:57.70 (01:29.70) [1]	04:28.40 (01:30.70) [1]	05:59.40 (01:31.00)	
2	5	MBC (C) Molesey BC O. Salonna, F. Ralley, M. Beeson, T. Darlow	01:30.30 [3]	03:02.90 (01:32.60) [2]	04:34.20 (01:31.30) [2]	06:05.90 (01:31.70) 06.50	
3	2	CUB Cambridge Univ S. Benzecry, Q. Richardson, C. Sullivan, W. Taylor	01:29.70 [2]	03:04.30 (01:34.60) [4]	04:39.30 (01:35.00) [4]	06:13.10 (01:33.80) 07.20	
4	6	TRC (A) Thames RC M. Trevena, J. Brown, J. Quinlan, P. Craig	01:30.50 [4]	03:04.10 (01:33.60) [3]	04:38.70 (01:34.60) [3]	06:13.40 (01:34.70) 00.30	
5	1	TRC (B) Thames RC Z. Youell, R. Hodgson, S. Thornton, J. Reeder	01:32.00 [5]	03:06.40 (01:34.40) [6]	04:42.00 (01:35.60) [7]	06:14.50 (01:32.50) 01.10	
6	8	TRC (C) Thames RC T. Seely, J. Beattie, B. Wright, P. Tawns	01:32.80 [7]	03:07.30 (01:34.50) [7]	04:41.30 (01:34.00) [5]	06:14.90 (01:33.60) 00.40	
7	3	MBC (B) Molesey BC M. Dalton, T. Middleton, P. Adams, O. Knight	01:32.20 [6]	03:06.00 (01:33.80) [5]	04:41.70 (01:35.70) [6]	06:15.50 (01:33.80) 00.60	
8	7	TSS (A) Tideway Sc Sch H. Jones, J. Page, C. Betteley, J. Stevenson	01:33.40 [8]	03:09.50 (01:36.10) [8]	04:44.60 (01:35.10) [8]	06:20.70 (01:36.10) 05.20	




Metropolitan Regatta (Saturday)

Race 28

Op 4+ Op 4+ Ch

Final D



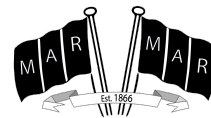
Posn	Lane	Club	500m	1000m	1500m	Finish	Next
1	4	EXU  Exeter Univ C. Bryce, J. Barrett, H. Pickess, G. Whitcombe, [Cox] R. Chapman	01:45.30 [1]	03:32.00 (01:46.70) [1]	05:19.50 (01:47.50) [1]	07:07.80 (01:48.30)	
2	5	LIU (B)  Liverpool Univ B. Patrick, L. Mellors, O. Wisbey, A. Sims, [Cox] B. Thompson	01:46.40 [2]	03:35.00 (01:48.60) [2]	05:24.70 (01:49.70) [2]	07:13.20 (01:48.50) 05.40	
3	6	BAU (B)  Bath Univ T. Beyer, J. Lerpiniere, W. Caley, C. Dafydd, [Cox] M. Bennett	01:50.40 [3]	03:39.10 (01:48.70) [3]	05:27.90 (01:48.80) [3]	07:15.30 (01:47.40) 02.10	

Metropolitan Regatta (Saturday)

Race 29

Op 4+ Op 4+ Ch

Final C



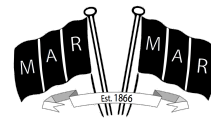
Posn	Lane	Club	500m	1000m	1500m	Finish	Next
1	5	LEA (B) Lea RC A. Wyatt, O. Brown, M. Yeksigian, H. Bauckham, [Cox] F. Hollingsworth	01:38.50 [1]	03:25.00 (01:46.50)	05:08.40 (01:43.40)	06:51.90 (01:43.50)	
2	4	CNN Cambridge 99 R. Colston, D. Bennett, K. Kabelik, P. Stevens, [Cox] G. Ali	01:41.00 [7]	03:24.80 (01:43.80)	05:09.20 (01:44.40)	06:52.40 (01:43.20)	00.50
3	6	TRC (B) Thames RC G. Nelson, H. Beedell, H. Neame, A. Frascella, [Cox] E. Thornton	01:40.60 [5]	03:27.00 (01:46.40)	05:10.60 (01:43.60)	06:53.10 (01:42.50)	00.70
4	3	BAU (A) Bath Univ C. Lowsley, J. Laurenson, M. Valentine, A. Morris, [Cox] R. Shields	01:41.40 [8]	03:30.70 (01:49.30)	05:16.50 (01:45.80)	06:59.90 (01:43.40)	06.80
5	2	LIU (A) Liverpool Univ J. Ratcliff, A. Tudor, W. Jackson, N. Cerulus, [Cox] C. Kemp	01:39.80 [3]	03:31.50 (01:51.70)	05:16.90 (01:45.40)	07:00.70 (01:43.80)	00.80
6	7	COX (B) Oxford City L. Melichar, R. Britton, E. Podgorski, L. Cuddy, [Cox] P. Lloyd	01:40.40 [4]	03:31.90 (01:51.50)	05:19.00 (01:47.10)	07:05.00 (01:46.00)	04.30
7	1	TYN Tyne RC W. Chambers, C. Barwick, R. Barton, H. Clark, [Cox] M. Swindells	01:39.60 [2]	03:32.50 (01:52.90)	05:19.20 (01:46.70)	07:05.80 (01:46.60)	00.80
8	8	BTC BTC Southampton A. Ratcliffe, R. Smith, J. Storer, P. Sturley, [Cox] R. Weaver	01:40.80 [6]	03:32.70 (01:51.90)	05:23.10 (01:50.40)	07:12.70 (01:49.60)	06.90

Metropolitan Regatta (Saturday)

Race 30

Op 4+ Op 4+ Ch

Final B



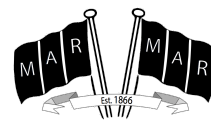
Posn	Lane	Club	500m	1000m	1500m	Finish	Next
1	4	LRC London RC J. Debanks, R. Williams, E. Thomas, T. O'Reilly, [Cox] R. Margolis	01:41.00	03:19.90 (01:38.90)	DNA -	06:42.30 (06:42.30)	
2	5	LEA (A) Lea RC H. Skinner, M. Sims, A. Constantinou, R. Cheale, [Cox] E. Townshend	01:38.50	03:21.00 (01:42.50)	DNA -	06:43.00 (06:43.00)	00.70
3	8	COX (A) Oxford City M. Swiss, W. Mahoney, W. Clarke, S. Kerswell-Jensen, [Cox] A. Bray	01:40.80	03:21.20 (01:40.40)	DNA -	06:44.70 (06:44.70)	01.70
4	6	VRC (B) Vesta RC C. Fletcher, R. Langtree, W. Campbell, J. Mackie, [Cox] C. Davies	01:40.60	03:22.70 (01:42.10)	DNA -	06:45.80 (06:45.80)	01.10
5	7	VRC (A) Vesta RC S. Hadfield, J. King, H. Asher, M. Tapley, E. Jardine	01:40.40	03:22.60 (01:42.20)	DNA -	06:48.40 (06:48.40)	02.60
6	2	PHX Phoenix RC G. Reed, J. Sheridan, C. Sheridan, E. Lamb, [Cox] Y. Owens	01:39.80	03:21.20 (01:41.40)	DNA -	06:49.00 (06:49.00)	00.60
7	1	UTC Upper Thames RC M. Scott, M. Matt, H. Pearson, S. Diserens, [Cox] B. Searle	01:39.60	03:22.70 (01:43.10)	DNA -	06:50.60 (06:50.60)	01.60
8	3	USU Surrey Univ T. Powders, C. Forbes, E. Stracey, C. Wheeler, [Cox] E. Hamilton-Davies	01:41.40	03:23.50 (01:42.10)	DNA -	06:52.60 (06:52.60)	02.00

Metropolitan Regatta (Saturday)

Race 31

Op 4+ Op 4+ Ch

Final A



Posn	Lane	Club	500m	1000m	1500m	Finish	Next
1	4	TRC (A) Thames RC T. Foad, B. Heap, S. Bacas, J. Waller, [Cox] H. Taylor	01:49.40 [5]	03:17.50 (01:28.10) [1]	04:55.40 (01:37.90) [1]	06:32.60 (01:37.20)	
2	5	CUB Cambridge Univ L. Ferraro, C. Spiers, R. Boericke, B. Dyer, [Cox] C. Marcus	01:39.40 [2]	03:19.60 (01:40.20) [3]	04:57.80 (01:38.20) [2]	06:34.50 (01:36.70) 01.90	
3	2	KRC Kingston RC M. Manning, I. Gaston, J. Webber, T. Rimmer, [Cox] P. Wales	01:38.90 [3]	03:18.40 (01:39.50) [2]	04:58.70 (01:40.30) [3]	06:36.80 (01:38.10) 02.30	
4	3	MAR Marlow RC K. McDiarmid, E. Davis, A. Gurney, J. Evans, [Cox] M. Penny	01:38.00 [1]	03:19.00 (01:41.00) [4]	05:00.40 (01:41.40) [6]	06:37.80 (01:37.40) 01.00	
5	6	MBC Molesey BC A. Turner, J. Broadest, R. Westall, R. Notter, [Cox] T. Critchlow	01:39.20 [4]	03:20.00 (01:40.80) [6]	05:00.10 (01:40.10) [5]	06:38.70 (01:38.60) 00.90	
6	1	TSS Tideway Sc Sch G. Langstone Bolt, W. Thompson, F. Dimond-Brown, D. Newton, [Cox] B. Rich	01:39.70 [6]	03:19.40 (01:39.70) [5]	04:59.60 (01:40.20) [4]	06:39.50 (01:39.90) 00.80	
7	7	ISI Isis BC J. Woodford, A. Bebb, J. Innes-Ker, J. Davidson, [Cox] C. Keogh	01:41.60 [8]	03:22.40 (01:40.80) [8]	05:04.10 (01:41.70) [8]	06:42.10 (01:38.00) 02.60	
8	8	NRC Nottingham RC J. Semple, M. Parker, O. Cowley, S. Bennett, [Cox] E. Allen	01:49.30 [7]	03:20.90 (01:31.60) [7]	05:05.60 (01:44.70) [7]	06:43.40 (01:37.80) 01.30	

Metropolitan Regatta (Saturday)

Race 32

W 4x- W 4x- Ch

Final D



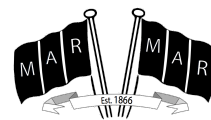
Posn	Lane	Club	500m	1000m	1500m	Finish	Next
1	5	OXB Oxford Brookes P. Fletcher, F. Warham, N. Smart, M. Gordon	DNA [1]	DNA [1]	DNA [1]	DNA -	-
2	4	BAU (B) Bath Univ A. Vanderhorst, R. Ellingham, V. Sykes, H. Read	DNA [2]	DNA [2]	DNA [2]	DNA -	-
3	6	TYN (A) Tyne RC G. Owen, P. Mitchell, O. Campbell, A. Hall	DNA [3]	DNA [3]	DNA [3]	DNA -	-
4	3	TYN (B) Tyne RC O. Furness, R. Mathewson, M. Dowson, E. Chatto	DNA [4]	DNA [4]	DNA [4]	DNA -	-

Metropolitan Regatta (Saturday)

Race 33

W 4x- W 4x- Ch

Final C



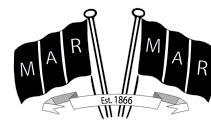
Posn	Lane	Club	500m	1000m	1500m	Finish	Next
1	4	EXU Exeter Univ K. Burke, R. Grainger, H. Wilkinson, M. Jackson	01:51.30 [3]	03:44.60 (01:53.30) [2]	05:37.40 (01:52.80) [1]	07:28.60 (01:51.20)	
2	3	MBC (B) Molesey BC A. Davies, L. Cleminson, R. Welford, A. Bhasin	01:50.30 [2]	03:45.30 (01:55.00) [3]	05:40.10 (01:54.80) [4]	07:32.10 (01:52.00) 03.50	
3	5	TSS (B) Tideway Sc Sch A. Vicars, C. Caujolle, A. McCarthy, A. O'Sullivan	01:49.20 [1]	03:43.30 (01:54.10) [1]	05:38.10 (01:54.80) [2]	07:32.60 (01:54.50) 00.50	
4	6	HEN (B) Henley RC E. Harkin, J. Stockdale, E. Tinegate, E. McKay	01:51.60 [4]	03:46.00 (01:54.40) [4]	05:39.40 (01:53.40) [3]	07:33.50 (01:54.10) 00.90	
5	2	STA Star Club R. Coowar, H. Hawkins, A. Titterington, E. Sadler	01:52.40 [5]	03:47.10 (01:54.70) [5]	05:42.80 (01:55.70) [5]	07:37.20 (01:54.40) 03.70	
6	8	HEN (C) Henley RC S. Graham, A. Artherton, G. Pavey, Y. Lakatos	01:53.30 [6]	03:48.30 (01:55.00) [6]	05:43.90 (01:55.60) [6]	07:37.90 (01:54.00) 00.70	
7	7	GMS Gt Marlow Sch H. Clayton, N. Stewart, R. Rackstraw, A. Bradley	01:54.50 [8]	03:50.80 (01:56.30) [7]	05:48.90 (01:58.10) [7]	07:45.20 (01:56.30) 07.30	
8	1	BAU (A) Bath Univ H. Kunzer, S. Lee, I. Gill, M. Fownes-Walpole	01:54.10 [7]	03:53.20 (01:59.10) [8]	05:55.40 (02:02.20) [8]	07:56.00 (02:00.60) 10.80	

Metropolitan Regatta (Saturday)

Race 34

W 4x- W 4x- Ch

Final B



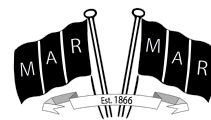
Posn	Lane	Club	500m	1000m	1500m	Finish	Next
1	4	TSS (A) Tideway Sc Sch A. Smart, R. O'Keeffe, E. Davies, M. Carter Edwards	01:45.80 [1]	03:23.40 (01:37.60) [1]	05:20.30 (01:56.90) [1]	07:07.30 (01:47.00)	
2	5	TSS (C) Tideway Sc Sch E. Regan, O. Janss Lafond, O. Harvey, S. Waddington	01:47.20 [3]	03:35.10 (01:47.90) [2]	05:23.20 (01:48.10) [2]	07:09.60 (01:46.40) 02.30	
3	6	MBC (A) Molesey BC A. Milne, S. James, E. Boyns, J. Read	01:47.40 [4]	03:35.80 (01:48.40) [3]	05:24.30 (01:48.50) [3]	07:12.70 (01:48.40) 03.10	
4	3	WYJ (B) Wycliffe Junior RC M. Taylor, M. Edwards, S. Fielder, R. Sumpter	01:49.30 [6]	03:38.70 (01:49.40) [5]	05:28.30 (01:49.60) [4]	07:15.50 (01:47.20) 02.80	
5	7	RDU (C) Reading Univ K. Naismith, L. Atkinson, V. Norton, L. Maddison	02:10.30 [8]	03:42.50 (01:32.20) [8]	05:32.70 (01:50.20) [8]	07:20.10 (01:47.40) 04.60	
6	8	NRC Nottingham RC E. Hudson, E. Bradley, G. Fielding, K. Doleman	01:46.70 [2]	03:37.90 (01:51.20) [4]	05:29.90 (01:52.00) [5]	07:20.50 (01:50.60) 00.40	
7	1	HEN (A) Henley RC B. Fitzgerald, H. Boddy, F. Engel, T. Lewis	01:50.60 [7]	03:39.90 (01:49.30) [7]	05:31.40 (01:51.50) [7]	07:21.00 (01:49.60) 00.50	
8	2	LRC London RC M. Cliff, R. Price, M. Stalley, A. Couch	01:49.00 [5]	03:39.70 (01:50.70) [6]	05:30.70 (01:51.00) [6]	07:21.50 (01:50.80) 00.50	

Metropolitan Regatta (Saturday)

Race 35

W 4x- W 4x- Ch

Final A



Posn	Lane	Club	500m	1000m	1500m	Finish	Next
1	4	LDR Leander Club C. Russell, X. Weatherhead, K. George, I. Magner	01:40.60	03:23.40 (01:42.80)	05:07.10 (01:43.70)	06:50.10 (01:43.00)	
2	6	MAR (B) Marlow RC A. Ruinet, I. Sellers, A. Furlonger, D. Luke	01:42.30	03:27.10 (01:44.80)	05:12.30 (01:45.20)	06:54.20 (01:41.90)	04.10
3	3	RDU (A) Reading Univ C. Knight, O. Morgan, L. Brittain, R. Heap	01:43.70	03:29.90 (01:46.20)	05:16.50 (01:46.60)	07:00.60 (01:44.10)	06.40
4	5	WRC Wallingford RC S. Turner-Frick, A. Grace, A. Burdess, O. White	01:42.80	03:31.40 (01:48.60)	05:19.10 (01:47.70)	07:03.40 (01:44.30)	02.80
5	8	WYJ (A) Wycliffe Junior RC E. Fullman, Y. Howe, G. Dening-Smitherman, R. Egan	01:43.90	03:30.90 (01:47.00)	05:18.50 (01:47.60)	07:05.00 (01:46.50)	01.60
6	2	NCR NCRA A. Thompson, L. Stokes, A. Shaw, K. Watson	01:46.20	03:33.70 (01:47.50)	05:23.60 (01:49.90)	07:10.10 (01:46.50)	05.10
7	1	MAR (A) Marlow RC P. Burrows, E. Boddy, L. Cowley, R. Shaw	01:47.30	03:36.30 (01:49.00)	05:26.20 (01:49.90)	07:12.90 (01:46.70)	02.80
8	7	HPY Harpury RC J. Kempster-Taylor, G. Banton, A. Browning, E. Jones	01:46.80	03:35.30 (01:48.50)	05:25.70 (01:50.40)	07:13.50 (01:47.80)	00.60

Metropolitan Regatta (Saturday)

Race 36

Op 2x Op 2x Ch

Final C



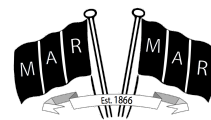
Posn	Lane	Club	500m	1000m	1500m	Finish	Next
1	4	NTU Nottm Trent J. Owen, M. Kangro	01:48.00 [1]	03:42.40 (01:54.40) [1]	05:36.70 (01:54.30) [1]	07:32.20 (01:55.50)	
2	6	RUN (A) Runcorn RC M. Leiser-Ford, A. Herrod	01:50.10 [2]	03:45.90 (01:55.80) [2]	05:44.70 (01:58.80) [2]	07:44.20 (01:59.50)	12.00
3	5	UTC Upper Thames RC N. Mills, C. Gilligan	01:53.80 [3]	03:54.00 (02:00.20) [3]	05:56.10 (02:02.10) [3]	07:57.50 (02:01.40)	13.30
4	3	TYN Tyne RC H. Deakin, A. Crilley	02:01.30 [4]	04:07.00 (02:05.70) [4]	06:16.50 (02:09.50) [4]	08:23.80 (02:07.30)	26.30
5	2	RUN (B) Runcorn RC G. Slatter, M. Staden	02:10.20 [5]	04:17.70 (02:07.50) [5]	06:24.80 (02:07.10) [5]	08:32.40 (02:07.60)	08.60

Metropolitan Regatta (Saturday)

Race 37

Op 2x Op 2x Ch

Final B



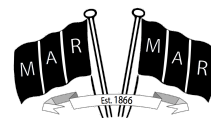
Posn	Lane	Club	500m	1000m	1500m	Finish	Next
1	4	BAU (B) Bath Univ B. Smeeton, J. Stobbs	01:41.90 [2]	03:27.10 (01:45.20) [1]	05:12.30 (01:45.20) [1]	06:59.20 (01:46.90)	
2	5	RDU (C) Reading Univ A. Holbrough, C. Powell	01:42.20 [3]	03:28.20 (01:46.00) [2]	05:14.70 (01:46.50) [2]	07:02.10 (01:47.40) 02.90	
3	3	WRC Wallingford RC F. Woodall, H. White	01:44.90 [5]	03:33.00 (01:48.10) [5]	05:19.80 (01:46.80) [5]	07:06.40 (01:46.60) 04.30	
4	2	TSS (A) Tideway Sc Sch J. Adebiji, J. Sanders	01:43.70 [4]	03:31.40 (01:47.70) [4]	05:19.60 (01:48.20) [4]	07:07.00 (01:47.40) 00.60	
5	7	RDU (E) Reading Univ H. Fletcher, M. Wheel	01:40.10 [1]	03:28.40 (01:48.30) [3]	05:19.30 (01:50.90) [3]	07:13.30 (01:54.00) 06.30	
6	8	TSS (B) Tideway Sc Sch H. Wells, C. Garofolin	01:46.10 [7]	03:36.00 (01:49.90) [6]	05:26.10 (01:50.10) [6]	07:19.70 (01:53.60) 06.40	
7	1	BAU (C) Bath Univ G. Fraser, H. Overturf	01:45.70 [6]	03:36.90 (01:51.20) [7]	05:28.80 (01:51.90) [7]	07:25.40 (01:56.60) 05.70	
DNS	6	VRC Vesta RC S. Woodfine, H. Bond					

Metropolitan Regatta (Saturday)

Race 38

Op 2x Op 2x Ch

Final A




Posn	Lane	Club	500m	1000m	1500m	Finish	Next
1	4	LDR Leander Club J. Cartwright, O. Costley	01:35.20 [1]	03:14.40 (01:39.20) [1]	04:55.10 (01:40.70) [1]	06:33.50 (01:38.40)	
2	5	LDR/ ORT Leander Club/ Ortnor BC S. Townsend, C. Cousins	01:37.00 [2]	03:16.60 (01:39.60) [2]	04:56.40 (01:39.80) [2]	06:33.90 (01:37.50) 00.40	
3	6	ITC Itchen Imperial H. Aitchison, J. Cracknell	01:38.50 [3]	03:19.70 (01:41.20) [3]	05:03.80 (01:44.10) [3]	06:43.80 (01:40.00) 09.90	
4	3	RDU (A) Reading Univ E. Marshall, L. O'Connor	01:41.60 [6]	03:23.10 (01:41.50) [4]	05:05.20 (01:42.10) [5]	06:46.20 (01:41.00) 02.40	
5	2	LDU/ LEE Leeds Univ/ Leeds RC M. Brigham, C. Wilkinson	01:40.10 [4]	03:23.40 (01:43.30) [5]	05:04.70 (01:41.30) [4]	06:48.50 (01:43.80) 02.30	
6	7	RDU (B) Reading Univ J. Lyon, L. Powell	01:41.80 [7]	03:24.80 (01:43.00) [6]	05:08.40 (01:43.60) [7]	06:49.20 (01:40.80) 00.70	
7	1	MBC Molesey BC A. Smith, P. Plunket	01:41.00 [5]	DNA	05:07.50 (05:07.50) [6]	06:54.80 (01:47.30) 05.60	
8	8	BAU (A) Bath Univ J. Gare, A. Pollock	01:42.30 [8]	03:26.00 (01:43.70) [7]	05:12.50 (01:46.50) [8]	07:00.70 (01:48.20) 05.90	

Metropolitan Regatta (Saturday)

Race 39

W 2- W 2- Ch

Final B



Posn	Lane	Club	500m	1000m	1500m	Finish	Next
1	4	CUB (D) Cambridge Univ J. Matthews, A. Riddell-Webster	01:58.40 [1]	04:03.70 (02:05.30) [1]	06:09.80 (02:06.10) [1]	08:11.00 (02:01.20)	
2	5	MAR Marlow RC S. Achong, A. Hamilton	01:59.70 [2]	04:04.80 (02:05.10) [2]	06:10.70 (02:05.90) [2]	08:11.90 (02:01.20) 00.90	

Metropolitan Regatta (Saturday)

Race 40

W 2- W 2- Ch

Final A



Posn	Lane	Club	500m	1000m	1500m	Finish	Next
1	7	TSS (B) Tideway Sc Sch C. Nelson, O. Von Stauffenberg	01:50.60 [3]	03:45.40 (01:54.80) [1]	05:42.80 (01:57.40) [1]	07:38.20 (01:55.40)	
2	5	TSS (A) Tideway Sc Sch A. Cowan, H. Barton	01:52.00 [4]	03:47.80 (01:55.80) [3]	05:46.40 (01:58.60) [2]	07:41.10 (01:54.70) 02.90	
3	4	TSS (C) Tideway Sc Sch K. Wagstaff, A. Terry	01:52.70 [5]	03:49.00 (01:56.30) [5]	05:48.20 (01:59.20) [3]	07:43.80 (01:55.60) 02.70	
4	6	CUB (A) Cambridge Univ S. Portsmouth, B. Sykes	01:50.10 [2]	03:48.10 (01:58.00) [4]	05:50.20 (02:02.10) [5]	07:45.80 (01:55.60) 02.00	
5	3	CUB (C) Cambridge Univ P. Smith, S. Paine	01:53.20 [6]	03:50.30 (01:57.10) [6]	05:52.20 (02:01.90) [6]	07:47.10 (01:54.90) 01.30	
6	2	CUB (B) Cambridge Univ C. Dempsey, A. Perez Rotondo	01:49.30 [1]	03:46.60 (01:57.30) [2]	05:49.80 (02:03.20) [4]	07:48.20 (01:58.40) 01.10	
7	1	LEA Lea RC C. Stokes, C. Newbury	01:55.20 [8]	03:53.90 (01:58.70) [8]	05:55.40 (02:01.50) [7]	07:52.20 (01:56.80) 04.00	
8	8	TSS (D) Tideway Sc Sch A. Brown, K. Stone	01:54.50 [7]	03:52.90 (01:58.40) [7]	05:57.10 (02:04.20) [8]	07:58.30 (02:01.20) 06.10	

Metropolitan Regatta (Saturday)

Race 41

W Ix W Ix Ch

Final F




Posn	Lane	Club	500m	1000m	1500m	Finish	Next
1	4	ULO (E) London Univ L. Hamlet	02:08.40 [1]	04:21.20 (02:12.80) [1]	06:40.80 (02:19.60) [1]	08:58.10 (02:17.30)	
2	6	WIM Wimbleball RC A. Hallett	02:12.00 [2]	04:27.10 (02:15.10) [2]	06:50.10 (02:23.00) [2]	09:05.80 (02:15.70) 07.70	
3	3	AKN (B) Auriol Ken E. George	02:18.20 [5]	04:35.50 (02:17.30) [4]	06:55.10 (02:19.60) [3]	09:11.30 (02:16.20) 05.50	
4	5	COX (A) Oxford City G. Carr-Å©	02:16.20 [4]	04:32.70 (02:16.50) [3]	06:56.70 (02:24.00) [4]	09:22.00 (02:25.30) 10.70	
5	2	AKN Auriol Ken H. Smith	02:15.70 [3]	04:35.70 (02:20.00) [5]	07:02.50 (02:26.80) [5]	09:25.40 (02:22.90) 03.40	

Metropolitan Regatta (Saturday)

Race 42

W Ix W Ix Ch

Final E



Posn	Lane	Club	500m	1000m	1500m	Finish	Next
1	5	WYJ (A) Wycliffe Junior RC K. Burton	02:08.10 [5]	04:17.30 (02:09.20) [2]	06:26.30 (02:09.00) [1]	08:32.50 (02:06.20)	
2	3	HPY Hartpury RC D. De Winnaar	02:05.90 [1]	04:16.90 (02:11.00) [1]	06:27.30 (02:10.40) [2]	08:33.80 (02:06.50) 01.30	
3	6	AGE Agecroft RC S. Dewar	02:06.80 [2]	04:18.10 (02:11.30) [3]	06:29.30 (02:11.20) [4]	08:36.20 (02:06.90) 02.40	
4	8	CAB (A) Cantabrigian RC C. Chen	02:08.80 [6]	04:19.00 (02:10.20) [4]	06:28.30 (02:09.30) [3]	08:41.40 (02:13.10) 05.20	
5	4	MAA (B) Mortlake AA J. Gowan	02:07.10 [3]	04:19.30 (02:12.20) [5]	06:32.30 (02:13.00) [5]	08:43.30 (02:11.00) 01.90	
6	2	HPY (B) Hartpury RC E. Bardsley-Taylor	02:10.80 [7]	04:23.80 (02:13.00) [6]	06:38.70 (02:14.90) [6]	08:46.20 (02:07.50) 02.90	
7	1	DEV Devil's Elbow K. Cooper	DNA	04:25.00 (04:25.00) [8]	06:39.90 (02:14.90) [7]	08:47.10 (02:07.20) 00.90	
8	7	BTC BTC Southampton P. Hiscock	02:07.40 [4]	04:24.10 (02:16.70) [7]	06:51.10 (02:27.00) [8]	09:09.10 (02:18.00) 22.00	

Metropolitan Regatta (Saturday)

Race 43

W Ix W Ix Ch

Final D



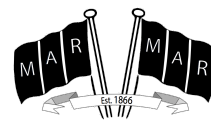
Posn	Lane	Club	500m	1000m	1500m	Finish	Next
1	4	NEW Newcastle Univ F. Russell	02:02.40 [1]	04:13.20 (02:10.80) [1]	06:22.70 (02:09.50) [1]	08:26.50 (02:03.80)	
2	5	SCP (B) Strathclyde Pk C. Norval	02:04.90 [5]	04:15.80 (02:10.90) [3]	06:27.00 (02:11.20) [4]	08:29.70 (02:02.70) 03.20	
3	2	GRF Greenbank S. Lewis	02:04.00 [3]	04:14.10 (02:10.10) [2]	06:24.40 (02:10.30) [2]	08:29.90 (02:05.50) 00.20	
4	8	COX (B) Oxford City C. Armstrong	02:03.80 [2]	04:17.00 (02:13.20) [5]	06:28.10 (02:11.10) [6]	08:31.70 (02:03.60) 01.80	
5	6	EXE (A) Exeter RC C. Murphy	02:06.20 [6]	04:17.40 (02:11.20) [7]	06:27.80 (02:10.40) [5]	08:32.80 (02:05.00) 01.10	
6	3	UTC Upper Thames RC N. Holland	02:06.40 [7]	04:17.20 (02:10.80) [6]	06:26.60 (02:09.40) [3]	08:34.70 (02:08.10) 01.90	
7	7	AGE (A) Agecroft RC C. Boomla	02:04.50 [4]	04:16.70 (02:12.20) [4]	06:31.50 (02:14.80) [7]	08:39.10 (02:07.60) 04.40	
8	1	MAA (B) Mortlake AA N. Sacre	02:06.50 [8]	04:21.30 (02:14.80) [8]	06:36.80 (02:15.50) [8]	08:45.90 (02:09.10) 06.80	

Metropolitan Regatta (Saturday)

Race 44

W Ix W Ix Ch

Final C



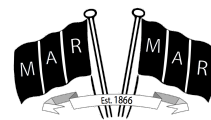
Posn	Lane	Club	500m	1000m	1500m	Finish	Next
1	5	NRC (C) Nottingham RC J. Titterington	02:09.00 [7]	04:13.70 (02:04.70) [5]	06:14.00 (02:00.30) [1]	08:14.60 (02:00.60)	
2	6	LDR (A) Leander Club M. Truax	02:09.90 [8]	04:15.30 (02:05.40) [8]	06:18.70 (02:03.40) [6]	08:16.60 (01:57.90) 02.00	
3	3	WRC Wallingford RC T. Tijssen	02:05.40 [2]	04:12.30 (02:06.90) [2]	06:17.70 (02:05.40) [3]	08:17.70 (02:00.00) 01.10	
4	2	USU (C) Surrey Univ L. Kennedy	02:06.80 [5]	04:14.50 (02:07.70) [6]	06:21.80 (02:07.30) [8]	08:18.60 (01:56.80) 00.90	
5	4	GRO Grosvenor RC S. McKay	02:07.70 [6]	04:14.80 (02:07.10) [7]	06:19.20 (02:04.40) [7]	08:20.40 (02:01.20) 01.80	
6	7	OXB (B) Oxford Brookes C. Wedderburn	02:05.60 [3]	04:13.40 (02:07.80) [4]	06:18.50 (02:05.10) [5]	08:22.70 (02:04.20) 02.30	
7	8	OXB (A) Oxford Brookes J. Hofmann	02:04.20 [1]	04:10.40 (02:06.20) [1]	06:17.90 (02:07.50) [4]	08:26.60 (02:08.70) 03.90	
8	1	USU (A) Surrey Univ S. Kennedy	02:05.90 [4]	04:12.60 (02:06.70) [3]	06:17.40 (02:04.80) [2]	08:28.20 (02:10.80) 01.60	

Metropolitan Regatta (Saturday)

Race 45

W Ix W Ix Ch

Final B



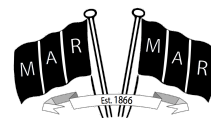
Posn	Lane	Club	500m	1000m	1500m	Finish	Next
1	6	Ouw (A) Oxford UWBC J. Lindsay	01:59.10 [3]	04:02.80 (02:03.70) [1]	06:04.50 (02:01.70) [1]	08:04.80 (02:00.30)	
2	4	NCR NCRA O. Bates	01:58.90 [2]	04:03.70 (02:04.80) [3]	06:06.80 (02:03.10) [2]	08:07.20 (02:00.40) 02.40	
3	3	Twk (A) Twickenham RC V. Obukohwo	02:00.00 [5]	04:06.90 (02:06.90) [5]	06:11.50 (02:04.60) [5]	08:10.90 (01:59.40) 03.70	
4	5	MBC (A) Molesey BC G. Macdonald	01:59.40 [4]	04:06.30 (02:06.90) [4]	06:10.60 (02:04.30) [4]	08:12.70 (02:02.10) 01.80	
5	7	Oxb (A) Oxford Brookes A. Stevens	01:57.70 [1]	04:03.10 (02:05.40) [2]	06:10.40 (02:07.30) [3]	08:16.80 (02:06.40) 04.10	
6	2	NRC (B) Nottingham RC L. Stratton	02:03.90 [8]	04:12.40 (02:08.50) [8]	06:15.60 (02:03.20) [7]	08:17.40 (02:01.80) 00.60	
7	1	MBC (C) Molesey BC I. Riley	02:01.00 [6]	04:09.90 (02:08.90) [6]	06:16.60 (02:06.70) [8]	08:18.10 (02:01.50) 00.70	
8	8	TRC Thames RC N. Morgan	02:02.40 [7]	04:10.20 (02:07.80) [7]	06:15.40 (02:05.20) [6]	08:21.60 (02:06.20) 03.50	

Metropolitan Regatta (Saturday)

Race 46

W Ix W Ix Ch

Final A




Posn	Lane	Club	500m	1000m	1500m	Finish	Next
1	4	LER (A) Leicester RC L. Henry	01:53.60 [1]	03:52.20 (01:58.60) [1]	05:49.50 (01:57.30) [1]	07:46.30 (01:56.80)	
2	3	PLA Plymouth ARC L. Macro	01:55.90 [4]	03:57.80 (02:01.90) [4]	05:58.80 (02:01.00) [3]	07:55.70 (01:56.90) 09.40	
3	6	WRU Worcester Univ S. Ferris	01:56.20 [5]	03:57.40 (02:01.20) [3]	05:58.50 (02:01.10) [2]	07:56.50 (01:58.00) 00.80	
4	8	TRC Thames RC E. Luik	01:55.70 [3]	03:56.90 (02:01.20) [2]	05:59.60 (02:02.70) [4]	07:57.10 (01:57.50) 00.60	
5	7	CUB (C) Cambridge Univ A. Parker	02:00.40 [8]	04:03.80 (02:03.40) [7]	06:05.00 (02:01.20) [7]	08:00.10 (01:55.10) 03.00	
6	2	NRC (A) Nottingham RC A. Campbell-Orde	01:57.30 [6]	03:59.90 (02:02.60) [6]	06:03.10 (02:03.20) [6]	08:02.90 (01:59.80) 02.80	
7	5	LEE Leeds RC K. Mole	01:55.50 [2]	03:58.00 (02:02.50) [5]	06:01.30 (02:03.30) [5]	08:03.40 (02:02.10) 00.50	
8	1	AGE (B) Agecroft RC R. Thomson	01:59.80 [7]	04:05.00 (02:05.20) [8]	06:08.00 (02:03.00) [8]	08:08.10 (02:00.10) 04.70	

Metropolitan Regatta (Saturday)

Race 65

Op 8+ Op 8+ Ch

Final H



Posn	Lane	Club	500m	1000m	1500m	Finish	Next
1	4	TWK Twickenham RC G. Sisson, V. Nahodil, J. Watson, A. Whittington, J. Boyd, P. Wright, J. Greenleaf, M. Allison, [Cox] R. West	01:46.60 [1]	03:35.40 (01:48.80) [1]	DNA	07:11.60 (07:11.60)	

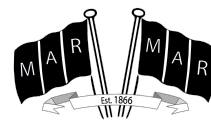


Metropolitan Regatta (Saturday)

Race 66

Op 8+ Op 8+ Ch

Final G



Posn	Lane	Club	500m	1000m	1500m	Finish	Next
1	6	EIC East India Club RS W. Tyrrell, P. Lindqvist, M. Shaw, A. Gill, D. Gibson, R. Clements, C. Sinclair, B. Sherry, [Cox] Z. Wilde	01:37.70 [1]	03:16.70 (01:39.00) [1]	04:56.80 (01:40.10) [1]	06:35.90 (01:39.10)	
2	4	UTC (B) Upper Thames RC P. McConnell, M. Shimmin, M. Tritton, T. Senior, Z. Rogers, A. Green, H. Floyd, P. Jacobs, [Cox] B. Desmond	01:39.10 [3]	03:17.60 (01:38.50) [3]	04:58.40 (01:40.80) [2]	06:37.20 (01:38.80) 01.30	
3	2	TYN (B) Tyne RC I. Shipley, A. Crilley, H. Deakin, O. Farmer, W. Shaw, A. Brown, T. Campbell, J. Maclennan, M. Bennett	01:39.60 [4]	03:17.40 (01:37.80) [2]	04:59.30 (01:41.90) [3]	06:39.10 (01:39.80) 01.90	
4	5	OAC Oxford Acad P. Eccles, S. Travis, A. Stasinakis, N. Chandler, Q. Derollez, A. Houghton, D. Homans, D. Frost, [Cox] H. Noons	01:38.50 [2]	03:17.90 (01:39.40) [4]	05:02.20 (01:44.30) [4]	06:40.80 (01:38.60) 01.70	
5	3	UTC (C) Upper Thames RC A. Harsant, N. French, E. Shorthose, J. Symington, S. Kelso, G. Morris, N. Horne, N. James, [Cox] B. Searle	01:40.20 [5]	03:20.90 (01:40.70) [5]	05:10.60 (01:49.70) [5]	06:45.00 (01:34.40) 04.20	
6	7	MAU (B) Manchester Univ T. McCarthy, O. Neame, D. Watson, C. McDaniel, M. Baker, M. Layton, O. Pooley, F. Hardy, [Cox] C. Coomasaru	01:41.20 [6]	03:23.20 (01:42.00) [6]	05:17.40 (01:54.20) [6]	06:57.90 (01:40.50) 12.90	
7	1	PTR Putney Town A. Kaoullas, L. Tedbury, A. Massaro, E. Tofts, O. Cowan, T. Hawkins, C. Chadwick, D. Wicks, [Cox] A. Napier	01:45.50 [8]	03:32.50 (01:47.00) [8]	05:35.30 (02:02.80) [8]	07:08.00 (01:32.70) 10.10	
8	8	QBC Quintin BC H. Jones, T. Bishop, G. Peel, J. Ferris, C. Harrison, P. Meaney, S. Aquilina, I. Hyslop, J. Adams	01:45.10 [7]	03:30.90 (01:45.80) [7]	05:20.80 (01:49.90) [7]	07:16.50 (01:55.70) 08.50	

Handicaps: B - 0s; C - 8s; D - 20s; G-58s

Handicap Result: P1 UTC(B) 6:17; P2 QBC 6.18; P3 UTC(C) 6:37; P4 OAC 6:40

Metropolitan Regatta (Saturday)

Race 67

Op 8+ Op 8+ Ch

Final F



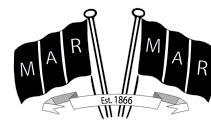
Posn	Lane	Club	500m	1000m	1500m	Finish	Next
1	4	TYN (A) Tyne RC J. Hunter, M. Botha, W. Chambers, C. Barwick, R. Barton, R. Fergie, A. Azzi, H. Clark, [Cox] M. Swindells	01:34.50 [2]	03:11.80 (01:37.30) [1]	DNA -	06:28.20 (06:28.20)	
2	3	VRC (A) Vesta RC J. Casey, Z. Trigg, A. Rrapo, W. Galloway, G. Buchanan, O. Dove, M. Bladen, M. Webb, [Cox] R. Butfield	01:33.80 [1]	03:12.90 (01:39.10) [2]	DNA -	06:33.20 (06:33.20) 05.00	
3	2	LRC (C) London RC H. Macdonald, A. Young, J. Butterworth, S. Corney, S. Russell, A. Ben-Romdhane, J. Giles, J. Patten, [Cox] S. Isles	01:36.30 [4]	03:15.60 (01:39.30) [4]	DNA -	06:33.90 (06:33.90) 00.70	
4	7	SWB W Borlase Sch W. Bateson, T. Tremmeling, R. Lamont, H. Downes, E. Lennard, O. Cox, B. Dhariwal, G. Greene, [Cox] C. Farmer	01:36.00 [3]	03:15.40 (01:39.40) [3]	DNA -	06:36.40 (06:36.40) 02.50	
5	8	CBR (A) Bristol City G. Verdon, M. Prior, C. James, J. Farrar, J. Smith, P. Beresford, A. Lawrence, K. Bastian, [Cox] A. Stevens	01:37.00 [5]	03:16.60 (01:39.60) [5]	DNA -	06:37.70 (06:37.70) 01.30	
6	6	IMP (D) Imperial Coll C. Marck, D. Ritchie, C. Williams, S. Sajjad, F. Glassborow, K. De Jong, R. Hildebrandt, O. Nash, [Cox] G. Cuaycong	01:37.70 [6]	03:17.40 (01:39.70) [6]	DNA -	06:39.20 (06:39.20) 01.50	
7	1	SOU (B) S'hampton Univ O. Mackay, T. De Winton, T. Brewis-Watters, J. Chamberlain, L. Jones, C. Mersey, P. Pook, B. Gomm, [Cox] B. Lumsden	01:38.50 [7]	03:20.50 (01:42.00) [7]	DNA -	06:44.10 (06:44.10) 04.90	
DNS	5	LEE Leeds RC J. Byrne, L. Gibson, M. Tarrant, G. Bell, J. Bramham Butts, S. Wharton, R. Goodall, T. Menzies, [Cox] A. Omri					

Metropolitan Regatta (Saturday)

Race 68

Op 8+ Op 8+ Ch

Final E



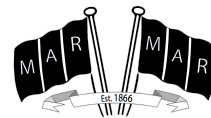
Posn	Lane	Club	500m	1000m	1500m	Finish	Next
1	3	MIN Minerva Bath RC A. Crawshaw, M. Hunter, M. Mummary, R. Sharratt, A. Kemmis Betty, C. Pettit, W. England, J. Gaston, [Cox] M. Cooke	DNA	03:10.90 (03:10.90)	04:46.80 (01:35.90)	06:19.40 (01:32.60)	
2	5	VRC (B) Vesta RC T. Gibson, J. Lee, A. Harris, P. Ronan, W. Markowski, M. Secunda, M. Arkell, N. Cleobury, [Cox] N. Smith	01:35.40 [5]	03:11.00 (01:35.60)	04:46.20 (01:35.20)	06:21.60 (01:35.40)	02.20
3	4	UBR (B) Bristol Univ R. Herbert, T. Smith, B. Monk, O. Kitto-Lloyd, L. Sharam, T. Hayes, O. Parsonage, C. Bryan-Isaacs, [Cox] I. Rees	01:34.60 [2]	03:10.70 (01:36.10)	04:47.90 (01:37.20)	06:24.70 (01:36.80)	03.10
4	6	UBR (A) Bristol Univ B. Giles, J. Oldcorn, W. Stoner, A. Jackson, P. Jones, W. Meakin, T. Kuijlaars, A. Jain, [Cox] S. Szeto	01:34.80 [3]	03:11.40 (01:36.60)	04:49.10 (01:37.70)	06:26.50 (01:37.40)	01.80
5	7	UCO UC Oxford D. Dissanayake, M. Hudson, B. Sturdza, P. Manshausen, T. Fawcett, A. Bridger, N. Ryan, L. Buizza, [Cox] N. Kanellakis	01:34.30 [1]	03:11.70 (01:37.40)	04:50.30 (01:38.60)	06:27.40 (01:37.10)	00.90
6	1	IMP (C) Imperial Coll C. Cockings, D. Usynin, A. Caouki, T. Duvignacq, T. Sharma, J. Powell, S. Hirata, D. Lee, [Cox] Z. Ala	01:36.30 [6]	03:14.60 (01:38.30)	04:52.90 (01:38.30)	06:29.70 (01:36.80)	02.30
7	2	MAU (A) Manchester Univ B. Curtis, B. Gompertz, S. Schofield, D. Jalili, D. Crofton, R. Mercer, C. Michie, K. Budhdeo, [Cox] A. Scott	01:35.00 [4]	03:12.70 (01:37.70)	04:52.60 (01:39.90)	06:31.10 (01:38.50)	01.40
8	8	BAU Bath Univ A. Morris, J. Laurenson, M. Valentine, C. Dafydd, H. Overturf, C. Lowsley, G. Fraser, W. Caley, [Cox] R. Shields	01:37.40 [7]	03:16.50 (01:39.10)	04:55.20 (01:38.70)	06:32.70 (01:37.50)	01.60

Metropolitan Regatta (Saturday)

Race 69

Op 8+ Op 8+ Ch

Final D



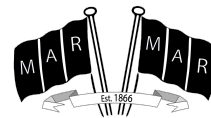
Posn	Lane	Club	500m	1000m	1500m	Finish	Next
1	4	MBC (C) Molesey BC A. Turner, O. Daly, R. Asher, J. Broadest, S. Ford, R. Notter, R. Laney, A. McKirdy, [Cox] C. Fuscone	01:29.60 [1]	03:00.10 (01:30.50) [1]	04:32.90 (01:32.80) [1]	06:04.00 (01:31.10)	
2	3	AGE Agecroft RC A. Wilson, C. Price, D. Staniforth, P. Wright, E. O'Connor, A. Jepson, S. Szekely, H. Gallie, [Cox] Z. Kinsella	01:31.30 [4]	03:03.40 (01:32.10) [3]	04:36.00 (01:32.60) [2]	06:08.30 (01:32.30) 04.30	
3	6	UTC (A) Upper Thames RC M. Scott, S. Diserens, H. Pearson, D. Buckett, T. Hole, M. Matt, S. Griffiths, M. Cummings, [Cox] Z. Thomas	01:30.80 [3]	03:04.00 (01:33.20) [4]	04:36.90 (01:32.90) [3]	06:09.10 (01:32.20) 00.80	
4	5	SOU (A) S'hampton Univ O. Newman, O. Taylor, D. Skeat, A. Dalglish, P. Betts, C. Hall, S. Polom, M. Tremelling, [Cox] H. Aubrey	01:31.70 [5]	03:04.90 (01:33.20) [5]	04:41.20 (01:36.30) [6]	06:10.40 (01:29.20) 01.30	
5	7	ULO (C) London Univ M. Randell, N. Antonissen, G. Welchman, H. Coe, K. Garlick, B. Trotman, C. Mauro, M. Pum, C. Davison	01:32.90 [7]	03:05.30 (01:32.40) [6]	04:39.10 (01:33.80) [5]	06:11.20 (01:32.10) 00.80	
6	8	NOW Northwich RC G. Murphy, J. Simons, F. Lawton, L. Langmead, P. Brogan, C. Sim, G. Lawton, J. Anderson, [Cox] L. Gillbanks	01:30.00 [2]	03:02.90 (01:32.90) [2]	04:38.50 (01:35.60) [4]	06:12.40 (01:33.90) 01.20	
7	2	IMP (B) Imperial Coll B. Saiq, A. Mac-Fall, J. Hayes, O. Bridge, T. Smith, L. Jackson, B. Stimpson, D. Simmonds, [Cox] C. Beetham	01:32.30 [6]	03:05.70 (01:33.40) [7]	04:45.30 (01:39.60) [7]	06:15.30 (01:30.00) 02.90	
8	1	UYO York Univ J. Remer, F. Smith, A. Coates, C. Biddlecombe, G. Forrest, L. Rumberg, A. Waring, H. Punter, [Cox] M. Taylor	01:34.90 [8]	03:08.50 (01:33.60) [8]	DNA - [8]	06:21.10 (06:21.10) 05.80	

Metropolitan Regatta (Saturday)

Race 70

Op 8+ Op 8+ Ch

Final C



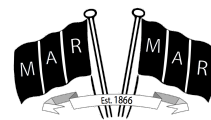
Posn	Lane	Club	500m	1000m	1500m	Finish	Next
1	3	ABS (A) Abingdon Sch C. Symonds, S. Hayes-Newington, D. Woodrow, C. Fry, G. Beer, D. McNamara, S. Conway, B. Crofts, [Cox] E. Peacock	01:25.80 [1]	02:54.90 (01:29.10) [1]	04:25.00 (01:30.10) [1]	05:55.40 (01:30.40)	
2	2	ULO (B) London Univ A. Varbiro, L. Daly, J. Figi, K. Borup, R. Gilligan, D. Slipenkin, J. Trevor, B. Holehouse, J. Couper	01:28.50 [3]	02:56.70 (01:28.20) [2]	04:27.30 (01:30.60) [2]	05:56.40 (01:29.10) 01.00	
3	5	TRC (B) Thames RC C. Gosling, D. Wing, E. Surman, A. Thomas, A. Law, A. Robertson, M. Robinson, D. Weatherly, [Cox] R. Hill	01:29.10 [5]	02:58.40 (01:29.30) [5]	04:28.70 (01:30.30) [3]	05:57.60 (01:28.90) 01.20	
4	1	KRC Kingston RC J. Webber, P. Wales, A. Bedford, T. Rimmer, M. Manning, I. Gaston, B. Farrell, A. Browning, [Cox] P. Wales	01:28.10 [2]	02:58.10 (01:30.00) [4]	04:28.90 (01:30.80) [4]	05:58.90 (01:30.00) 01.30	
5	6	OXB (E) Oxford Brookes A. Eaves, R. Bradley, J. Hodder, B. Boisset, H. Sandars, S. Nugent, C. McGillan, S. Sheppard, [Cox] C. Moffatt	01:28.90 [4]	02:57.80 (01:28.90) [3]	04:30.10 (01:32.30) [5]	06:00.40 (01:30.30) 01.50	
6	7	CBR Bristol City W. Japp, C. Smith, H. Smith, R. Figueiredo, A. Heslop, J. Wadsworth, H. Cooper, M. Smith, [Cox] K. Millar	01:29.20 [6]	02:59.00 (01:29.80) [6]	04:30.80 (01:31.80) [7]	06:01.10 (01:30.30) 00.70	
7	4	LRC (B) London RC L. Pratt, B. Sthamer, M. Reeder, F. McGahan, N. Musson, H. Dorrance-King, H. Smallman, T. Westbrook, [Cox] H. Scott	01:29.70 [7]	02:59.90 (01:30.20) [7]	04:30.40 (01:30.50) [6]	06:01.40 (01:31.00) 00.30	
8	8	EXU Exeter Univ J. Tyrrell, J. Isola, J. Robinson Ranger, R. Stanford Meisl, T. Cracknell, J. Braithwaite, J. Gowing, J. Wilson, [Cox] L. Thomas	01:30.00 [8]	03:01.20 (01:31.20) [8]	04:33.10 (01:31.90) [8]	06:04.50 (01:31.40) 03.10	









Metropolitan Regatta (Saturday)

Race 71

Op 8+ Op 8+ Ch

Final B



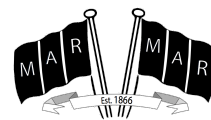
Posn	Lane	Club	500m	1000m	1500m	Finish	Next
1	8	SPS  St Paul's Sch M. Rizk, R. Ackrim, M. Gillard, T. O'Sullivan, M. Sebastian, J. Catmull, F. Kwok, J. Middleton, [Cox] J. Parish	01:26.30 [1]	02:54.00 (01:27.70) [1]	04:22.60 (01:28.60) [1]	05:50.80 (01:28.20)	
2	4	MBC (B)  Molesey BC M. Lewis, K. Gray, R. Westall, H. Jones, A. Steventon, O. Knight, J. McMullan, A. Warren, [Cox] S. Adwani	01:27.50 [2]	02:56.30 (01:28.80) [2]	04:25.10 (01:28.80) [2]	05:53.10 (01:28.00) 02.30	
3	5	UBR (C)  Bristol Univ B. Samarji, O. Emmett-Bird, A. Duncalf, M. Hardy, J. Davies, R. Davies, H. Hetherington, R. Prosser-Wrench, [Cox] S. Gill	01:27.70 [3]	02:56.80 (01:29.10) [3]	04:25.90 (01:29.10) [3]	05:53.80 (01:27.90) 00.70	
4	6	MBC (A)  Molesey BC T. Middleton, M. Dalton, W. Acken, P. Adams, M. Beeson, N. Norman, O. Salonna, G. Stewart, [Cox] A. Wenyon	01:29.50 [6]	02:58.70 (01:29.20) [6]	04:26.70 (01:28.00) [4]	05:54.30 (01:27.60) 00.50	
5	3	TRC (A)  Thames RC M. Deering, H. Jones, T. Walton, J. Waller, O. Holmes, T. Symons, S. Williamson, G. Dickinson, Z. Evans	01:28.40 [5]	02:57.90 (01:29.50) [4]	04:28.70 (01:30.80) [5]	05:54.70 (01:26.00) 00.40	
6	2	LRC (A)  London RC G. Maxwell, B. Portos Velasco, A. Woodhouse, R. Xu, G. Ord, A. Von Bismarck, J. Temple, M. Curtis, [Cox] R. Margolis	01:30.30 [8]	02:59.00 (01:28.70) [7]	04:29.10 (01:30.10) [6]	05:55.80 (01:26.70) 01.10	
7	7	HEN  Henley RC S. O'Connor, G. Eden, E. Sharp, C. Matossian, R. Hume, D. Boddington, J. Long, E. Turnell, [Cox] K. Ward	01:28.20 [4]	02:58.50 (01:30.30) [5]	04:30.10 (01:31.60) [7]	DNA -	
8	1	MGD  Magdalene BC S. Clarke, A. Konshin, J. Chapman, G. Hart, R. Highnam, S. Vosper, P. Elwood, P. Johnston, [Cox] H. Hudson	01:29.70 [7]	03:00.00 (01:30.30) [8]	DNA -	DNA -	

Metropolitan Regatta (Saturday)

Race 72

Op 8+ Op 8+ Ch

Final A




Posn	Lane	Club	500m	1000m	1500m	Finish	Next
1	4	OXB (A) Oxford Brookes Q. Antognelli, J. Copus, H. Blois-Brooke, O. Lindsay, M. Glover, B. Witting, J. Axon, S. Newman, [Cox] S. Cockle	01:23.90 [1]	02:46.60 (01:22.70) [1]	04:11.20 (01:24.60) [1]	05:33.80 (01:22.60)	
2	3	LDR Leander Club L. Green, J. Wolfin, S. McKeown, B. Ellery, T. Ballinger, N. Farrell, C. Brown, J. Gosden-Kaye, [Cox] W. Le Brocq	01:24.10 [2]	02:50.30 (01:26.20) [2]	04:14.70 (01:24.40) [2]	05:37.70 (01:23.00) 03.90	
3	6	OXB (B) Oxford Brookes T. Lassen, J. Pepermans, J. Wincomb, B. Hinvess, H. Higginbottom, R. Tilt, B. Fox, M. Heywood, R. Cruickshank	01:25.70 [3]	02:51.00 (01:25.30) [3]	04:15.50 (01:24.50) [3]	05:39.30 (01:23.80) 01.60	
4	5	OXB (C) Oxford Brookes O. Ayres, C. Spurling, P. Nesom, J. Hullah, R. Kooiman, T. Shewell, J. Prior, L. Nares, W. Denegri	01:26.00 [4]	02:51.30 (01:25.30) [4]	04:17.90 (01:26.60) [4]	05:42.30 (01:24.40) 03.00	
5	2	OXB (D) Oxford Brookes O. Donaghy, M. Devereux, A. Eaves, B. Ivers-Dreux, T. Wiblin, A. King, C. McGillan, D. Mitchell, [Cox] F. Bryce	01:26.20 [5]	02:52.20 (01:26.00) [5]	04:19.50 (01:27.30) [5]	05:45.90 (01:26.40) 03.60	
6	7	ULO (A) London Univ T. Cross, A. Hilder, Y. Shakespeare, T. Worthington, D. Gorenkin, H. Marles, I. Workman, M. Hardisty, [Cox] J. Salter	01:26.80 [7]	02:54.00 (01:27.20) [6]	04:21.20 (01:27.20) [6]	05:47.00 (01:25.80) 01.10	
7	1	IMP (A) Imperial Coll J. Walsh, M. Killian-Dawson, O. Ben-Gacem, J. Papworth, J. Smith, G. Shaw, C. Woods, M. Ridgwell, [Cox] B. Moore	01:27.20 [8]	02:55.20 (01:28.00) [7]	04:23.20 (01:28.00) [7]	05:48.20 (01:25.00) 01.20	
8	8	ETN Eton Coll L. Liautaud, T. Bell, S. Bacon, W. Ferguson, R. Ferguson, H. Geffen, H. Stevens, A. Grundy, [Cox] Z. Mee	01:26.60 [6]	02:55.50 (01:28.90) [8]	04:26.20 (01:30.70) [8]	05:56.70 (01:30.50) 08.50	

Metropolitan Regatta (Saturday)

Race 73

Op 4x- Op 4x- Ch

Final D



Posn	Lane	Club	500m	1000m	1500m	Finish	Next
1	6	CCS (C) Claire's Court J. Aldridge, L. Lyons, J. Small, O. Spence	DNA	DNA	DNA	06:57.90 (06:57.90)	
2	4	GMS (A) Gt Marlow Sch N. Grottrup, A. Kelly, T. Wiles, L. Simpson	DNA	DNA	DNA	07:07.70 (07:07.70) 09.80	
3	5	NUN (A) Nottm & Union M. Jewitt, N. Charlton, J. Philpott, R. Sharkey	DNA	DNA	DNA	07:11.40 (07:11.40) 03.70	
4	3	UBI Birmingham Univ T. Priestley, A. Lancaster-Lennox, G. Lawn, R. Hull	DNA	DNA	DNA	07:30.00 (07:30.00) 18.60	

Metropolitan Regatta (Saturday)

Race 74

Op 4x- Op 4x- Ch

Final C



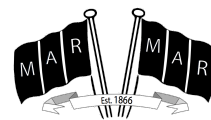
Posn	Lane	Club	500m	1000m	1500m	Finish	Next
1	5	CCS (B) Claire Court K. Bhalla, M. Creaser, R. Hennessy, W. Liddiard	01:39.10 [2]	03:19.90 (01:40.80) [3]	04:58.00 (01:38.10) [1]	06:36.50 (01:38.50)	
2	6	WRC Wallingford RC B. Wright, S. Fanstone, P. Van der Veen, N. Barlow	01:37.90 [1]	03:19.30 (01:41.40) [1]	05:00.40 (01:41.10) [3]	06:39.30 (01:38.90) 02.80	
3	3	NOR Norwich RC E. Sidgwick, A. Wigley, C. Jenkins, O. Negus	DNA	03:23.00 (03:23.00) [4]	05:00.10 (01:37.10) [2]	06:40.70 (01:40.60) 01.40	
4	8	MBC (B) Molesey BC A. Watkins, A. Dudley, I. Kotik, J. Leppard	01:40.30 [3]	03:23.70 (01:43.40) [5]	05:07.10 (01:43.40) [4]	06:50.20 (01:43.10) 09.50	
5	2	LEA (B) Lea RC H. Elser, A. Backhaus, F. Mosedale, D. Warwick	01:49.10 [6]	03:31.00 (01:41.90) [7]	05:12.20 (01:41.20) [7]	06:52.50 (01:40.30) 02.30	
6	4	USU Surrey Univ M. Bradicic, J. Webber, T. Fortnum, J. Wright	01:40.60 [4]	03:19.70 (01:39.10) [2]	05:07.90 (01:48.20) [5]	06:52.80 (01:44.90) 00.30	
7	1	NUN (B) Nottm & Union J. Campbell, D. Waddell, Z. Morgan, G. Rainbow	01:40.80 [5]	03:25.30 (01:44.50) [6]	05:10.70 (01:45.40) [6]	06:54.40 (01:43.70) 01.60	
DNF	7	MAR (A) Marlow RC C. Sinnott, J. Lewis, C. Marsh, E. Towers					

Metropolitan Regatta (Saturday)

Race 75

Op 4x- Op 4x- Ch

Final B



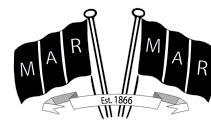
Posn	Lane	Club	500m	1000m	1500m	Finish	Next
1	5	WBS (B) Windsor Boys M. Sadler, M. Griffin Sadler, C. Ingham, D. James	01:35.20 [4]	03:11.10 (01:35.90) [2]	04:46.70 (01:35.60) [1]	06:22.80 (01:36.10)	
2	3	CCS (A) Claire's Court H. Ruinet, J. Nagele, M. Pianta, I. Grittiths	01:35.40 [5]	03:11.10 (01:35.70) [4]	04:48.50 (01:37.40) [3]	06:24.80 (01:36.30) 02.00	
3	4	NCR NCRA R. Jephcote, J. Plummer, F. Larkin, N. Whawell	01:33.00 [1]	03:09.90 (01:36.90) [1]	04:47.60 (01:37.70) [2]	06:27.70 (01:40.10) 02.90	
4	7	HCS Hereford Cathl A. Sudall, J. Cadwallader, W. Morgan-Jones, I. Jackson	01:35.00 [3]	03:13.50 (01:38.50) [5]	04:51.90 (01:38.40) [5]	06:29.40 (01:37.50) 01.70	
5	6	MAR (B) Marlow RC C. Scott, N. Wiegandt, N. Parsons, E. Rayner	DNA	03:14.50 (03:14.50) [6]	04:53.30 (01:38.80) [6]	06:30.50 (01:37.20) 01.10	
6	2	TSS (B) Tideway Sc Sch P. Read, W. Grimwood, W. Kelly, G. Woolmer	01:34.00 [2]	03:11.90 (01:37.90) [3]	04:51.10 (01:39.20) [4]	06:31.70 (01:40.60) 01.20	
7	8	TSS (C) Tideway Sc Sch C. Eaton, L. Boyle, C. Davies, N. Delaney	01:37.30 [7]	03:15.30 (01:38.00) [7]	04:53.90 (01:38.60) [7]	06:32.60 (01:38.70) 00.90	
8	1	KRC Kingston RC J. Patel, A. Willett, Z. Harrison, R. Tarayan-Bibbs	01:37.10 [6]	03:16.50 (01:39.40) [8]	04:56.30 (01:39.80) [8]	06:37.00 (01:40.70) 04.40	

Metropolitan Regatta (Saturday)

Race 76

Op 4x- Op 4x- Ch

Final A



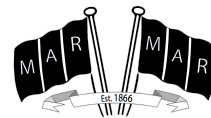
Posn	Lane	Club	500m	1000m	1500m	Finish	Next
1	6	TSS (A) Tideway Sc Sch F. Regan, G. Obholzer, M. Hansen, A. Oliver	01:30.20 [2]	03:02.70 (01:32.50) [1]	04:35.00 (01:32.30) [1]	06:06.00 (01:31.00)	
2	5	TWK Twickenham RC A. King, A. Thompson, C. Dixon, O. Quitmann	01:32.20 [3]	03:04.40 (01:32.20) [3]	04:36.90 (01:32.50) [2]	06:08.10 (01:31.20) 02.10	
3	4	WBS (A) Windsor Boys J. Ioras, M. Bird, C. Warren, M. Chute	01:32.40 [4]	03:04.60 (01:32.20) [4]	04:37.80 (01:33.20) [3]	06:08.60 (01:30.80) 00.50	
4	3	LDR Leander Club D. Landau, S. Vujosevic, B. Jackson, T. Grainge	01:30.10 [1]	03:03.30 (01:33.20) [2]	04:38.80 (01:35.50) [4]	06:12.50 (01:33.70) 03.90	
5	2	BAU Bath Univ B. Smeeton, J. Gare, A. Pollock, J. Stobbs	01:33.70 [6]	03:09.10 (01:35.40) [6]	04:44.50 (01:35.40) [5]	06:18.60 (01:34.10) 06.10	
6	8	MBC (A) Molesey BC C. Ribbons, A. Smith, P. Plunket, A. Saul	01:33.20 [5]	03:08.50 (01:35.30) [5]	04:46.30 (01:37.80) [6]	06:21.90 (01:35.60) 03.30	
7	7	EXE Exeter RC T. Fuller, O. Wickham, J. Otter, E. Fuller	01:34.00 [7]	03:09.50 (01:35.50) [7]	04:47.20 (01:37.70) [8]	06:22.20 (01:35.00) 00.30	
8	1	HPY Hartpury RC M. Page, F. Woolnough, E. Walters, C. Pitt	01:34.50 [8]	03:09.90 (01:35.40) [8]	04:46.90 (01:37.00) [7]	06:25.00 (01:38.10) 02.80	

Metropolitan Regatta (Saturday)

Race 77

W 4- W 4- Ch

Final D



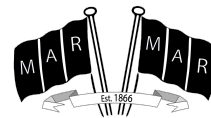
Posn	Lane	Club	500m	1000m	1500m	Finish	Next
1	4	UBI (A) Birmingham Univ A. Laver, H. Bott, E. Dashley, A. Lorimer	01:55.80 [3]	03:56.30 (02:00.50) [4]	05:47.50 (01:51.20) [1]	07:41.40 (01:53.90)	
2	6	TWK Twickenham RC A. Luscombe, P. Richards, N. Haywood, E. Granacher	01:54.50 [1]	03:50.10 (01:55.60) [1]	05:49.30 (01:59.20) [2]	07:49.50 (02:00.20) 08.10	
3	5	AKN Auriol Ken K. Couper, E. George, K. O'Sullivan, J. Hardwick	01:54.80 [2]	03:55.20 (02:00.40) [3]	05:55.70 (02:00.50) [3]	07:52.00 (01:56.30) 02.50	
4	3	PTR Putney Town A. Carboo, L. Cooper, O. Miller, E. Warren	01:56.00 [4]	03:52.10 (01:56.10) [2]	05:55.90 (02:03.80) [4]	07:54.50 (01:58.60) 02.50	
5	2	UBI (B) Birmingham Univ A. Vircavs, J. Down, G. Duffy, I. Stubbs	02:01.30 [5]	DNA -	06:13.20 (06:13.20) [5]	08:17.20 (02:04.00) 22.70	
DNS	7	TYN (C) Tyne RC G. Owen, M. Dowson, L. Basey, R. Mathewson					

Metropolitan Regatta (Saturday)

Race 78

W 4- W 4- Ch

Final C



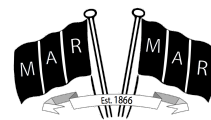
Posn	Lane	Club	500m	1000m	1500m	Finish	Next
1	6	LEE Leeds RC J. Jones, H. Linford, L. Prior, B. Preston	01:53.00 [2]	03:47.70 (01:54.70) [1]	05:43.10 (01:55.40) [1]	07:35.70 (01:52.60)	
2	8	UBR Bristol Univ M. Houlihan-Burne, T. Ball, H. Lawrie, A. Bothamley-Dakin	01:54.00 [5]	03:49.10 (01:55.10) [4]	05:43.60 (01:54.50) [2]	07:36.50 (01:52.90) 00.80	
3	5	TYN (B) Tyne RC G. Bradley, A. Hall, P. Mitchell, O. Campbell	01:54.50 [6]	03:49.30 (01:54.80) [5]	05:45.00 (01:55.70) [5]	07:37.40 (01:52.40) 00.90	
4	4	NRC (B) Nottingham RC L. Foulkes, A. Taylor, S. Owen, B. Holden	01:53.80 [4]	03:48.20 (01:54.40) [3]	05:44.70 (01:56.50) [4]	07:38.20 (01:53.50) 00.80	
5	2	LIU Liverpool Univ F. Jones, A. Loughlin, A. Morris, L. Fraser	01:52.70 [1]	03:49.70 (01:57.00) [7]	05:46.90 (01:57.20) [7]	07:39.40 (01:52.50) 01.20	
6	7	LEA Lea RC J. Jager, V. Meade, G. Nassieu-Maupas, M. Donnachie	01:53.60 [3]	03:48.00 (01:54.40) [2]	05:43.90 (01:55.90) [3]	07:40.30 (01:56.40) 00.90	
7	3	BAU Bath Univ K. Sexton, D. Faithfull, R. Ellingham, H. Hallett	01:54.90 [7]	03:49.50 (01:54.60) [6]	05:46.20 (01:56.70) [6]	07:40.80 (01:54.60) 00.50	
8	1	MAA (B) Mortlake AA F. Corby, K. Baulkwill, A. Green, S. Lloyd-Williams	01:55.50 [8]	03:54.30 (01:58.80) [8]	05:52.80 (01:58.50) [8]	07:48.60 (01:55.80) 07.80	

Metropolitan Regatta (Saturday)

Race 79

W 4- W 4- Ch

Final B



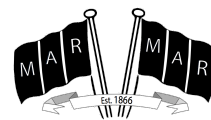
Posn	Lane	Club	500m	1000m	1500m	Finish	Next
1	5	MAR (A) Marlow RC I. O'Hara, A. Vogelzang, E. Paul, I. Mattocks	01:45.30 [1]	03:32.70 (01:47.40) [1]	05:21.90 (01:49.20) [1]	07:10.10 (01:48.20)	
2	4	TRC (A) Thames RC S. Riches, R. McKellar, V. Brock, A. Hitchens	01:46.50 [2]	03:34.80 (01:48.30) [2]	05:22.90 (01:48.10) [2]	07:12.40 (01:49.50) 02.30	
3	6	VRC (A) Vesta RC F. Lidlow, H. Gunn, C. Orrell, L. Cronin	01:48.40 [4]	03:38.40 (01:50.00) [3]	05:31.50 (01:53.10) [3]	07:24.70 (01:53.20) 12.30	
4	7	VRC (B) Vesta RC I. Knibbs, S. Campbell, C. Kickham, E. Myles-Hook	01:46.80 [3]	03:38.60 (01:51.80) [4]	05:33.60 (01:55.00) [4]	07:26.80 (01:53.20) 02.10	
5	2	MAR (B) Marlow RC V. Parsons, R. Naylor, P. Harrison, H. Furniss	01:50.90 [5]	DNA -	05:36.80 (05:36.80) [5]	07:28.00 (01:51.20) 01.20	
6	8	MAA (A) Mortlake AA K. Brooks, Z. Brass, I. Zakers, G. Webb	01:52.50 [6]	03:45.90 (01:53.40) [6]	05:39.70 (01:53.80) [6]	07:39.20 (01:59.50) 11.20	
7	1	COX Oxford City K. Salter, M. Merritt-Smith, C. Holubowskyj, M. Lefferts	01:52.80 [7]	03:48.00 (01:55.20) [7]	05:45.00 (01:57.00) [7]	07:41.40 (01:56.40) 02.20	
DNS	3	TRC (B) Thames RC L. Pinkney, A. Godfrey, G. Haynes, J. McQueen					

Metropolitan Regatta (Saturday)

Race 80

W 4- W 4- Ch

Final A



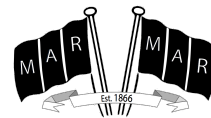
Posn	Lane	Club	500m	1000m	1500m	Finish	Next
1	4	TSS (B) Tideway Sc Sch C. Nelson, H. Barton, K. Metalli, L. Abbott	01:42.80 [1]	03:28.60 (01:45.80) [1]	05:15.70 (01:47.10) [1]	07:02.90 (01:47.20)	
2	7	CUB Cambridge Univ P. Smith, A. Perez Rotondo, C. Dempsey, S. Paine	01:44.40 [2]	03:31.70 (01:47.30) [2]	05:20.50 (01:48.80) [2]	07:08.80 (01:48.30) 05.90	
3	5	TSS (A) Tideway Sc Sch K. Jayne-Coupe, C. O'Riordan, A. Brown, R. O'Keeffe	01:45.30 [5]	03:33.50 (01:48.20) [3]	05:21.80 (01:48.30) [3]	07:11.10 (01:49.30) 02.30	
4	3	TSS (C) Tideway Sc Sch C. Ricks, K. Bevan, A. Polglase, A. Louis	01:45.10 [4]	03:33.80 (01:48.70) [4]	05:23.20 (01:49.40) [4]	07:14.90 (01:51.70) 03.80	
5	2	WRR Worcester RC M. Pickering, E. Johnston, M. Halpin, E. Foulds	01:44.90 [3]	03:34.90 (01:50.00) [5]	05:25.70 (01:50.80) [5]	07:15.90 (01:50.20) 01.00	
6	1	TYN (A) Tyne RC E. Hayes, A. Van de Braak, L. Davis, I. Leigh	01:48.20 [6]	03:39.50 (01:51.30) [6]	05:30.90 (01:51.40) [6]	07:21.10 (01:50.20) 05.20	
7	6	NRC (A) Nottingham RC J. Bowman, J. Harding, C. Beaumont, A. Beaumont	01:49.20 [8]	03:39.70 (01:50.50) [7]	05:31.40 (01:51.70) [7]	07:22.60 (01:51.20) 01.50	
8	8	CAB Cantabrigian RC K. Brown, R. Hatton, E. Darlington, R. Smith	01:48.40 [7]	03:40.10 (01:51.70) [8]	05:33.60 (01:53.50) [8]	07:25.80 (01:52.20) 03.20	





Metropolitan Regatta (Saturday)

Race 81

W 4+ Ch W 4+ Ch

Final C



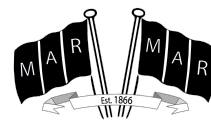
Posn	Lane	Club	500m	1000m	1500m	Finish	Next
1	4	TWK  Twickenham RC O. Yabsley, T. Johnson, R. Doyle, H. Peck, [Cox] S. Wragg	02:04.40 [1]	04:10.60 (02:06.20) [1]	06:17.60 (02:07.00) [1]	08:23.10 (02:05.50)	
2	5	UNH  United Hosp BC N. Geiser, M. Clarke, S. Thomas, E. Bakewell, [Cox] E. Lim	02:08.60 [2]	04:15.20 (02:06.60) [2]	06:23.00 (02:07.80) [2]	08:31.40 (02:08.40)	08.30
3	6	UYO  York Univ S. Warwick, M. Tarbuck, A. Wilcks, S. Stevens, [Cox] S. Gregson	02:14.30 [4]	04:24.80 (02:10.50) [4]	06:33.40 (02:08.60) [3]	08:40.00 (02:06.60)	08.60
4	3	FSC  Furnivall SC K. Bellinger, N. Robson, F. Louvier, A. Minns, [Cox] J. Stratton	02:09.90 [3]	04:21.90 (02:12.00) [3]	06:34.80 (02:12.90) [4]	08:48.20 (02:13.40)	08.20

Metropolitan Regatta (Saturday)

Race 82

W 4+ Ch W 4+ Ch

Final B



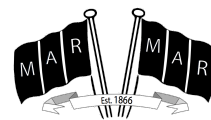
Posn	Lane	Club	500m	1000m	1500m	Finish	Next
1	4	NTU Nottm Trent O. Dunnett, A. Ward, E. Tuke, L. Davies, [Cox] D. Turner	01:53.00 [1]	03:57.20 (02:04.20) [2]	05:51.90 (01:54.70) [1]	07:49.50 (01:57.60)	
2	5	EXU Exeter Univ E. McCormack, T. Thomas, M. Gill-Swift, A. George, [Cox] J. Saunders	01:58.90 [4]	03:58.40 (01:59.50) [3]	05:57.60 (01:59.20) [2]	07:53.90 (01:56.30) 04.40	
3	6	SOU S'hampton Univ A. Thornley, E. Tong, A. Marriott, F. Topp, [Cox] C. Wright	01:59.30 [5]	03:51.60 (01:52.30) [1]	05:58.70 (02:07.10) [4]	07:57.90 (01:59.20) 04.00	
4	3	AGE (B) Agecroft RC R. Lindley, E. Harris, A. Terry, K. Hurst, [Cox] H. Craven	01:57.50 [2]	DNA -	05:58.10 (05:58.10) [3]	07:58.10 (02:00.00) 00.20	
5	7	LRC London RC A. Bake, D. Brooks, A. Fallon, B. Corlett, [Cox] A. Leek	01:57.80 [3]	DNA -	06:03.20 (06:03.20) [5]	08:05.00 (02:01.80) 06.90	
6	2	CBR (B) Bristol City J. Bradshaw, E. De Roij, J. Johnson, P. Rodriguez, [Cox] C. Bloom	DNA	DNA -	06:04.00 (06:04.00) [6]	08:09.00 (02:05.00) 04.00	
7	1	PTR Putney Town C. Gallagher, V. Cerasuolo, F. Duggan, C. Gleave, [Cox] K. Howarth	01:59.80 [6]	DNA -	06:09.00 (06:09.00) [7]	08:10.20 (02:01.20) 01.20	
8	8	VRC (B) Vesta RC L. Wyley, K. Pearce, J. Denis, L. Warden, [Cox] B. Crawford	02:03.00 [7]	DNA -	06:08.50 (06:08.50) [8]	08:12.10 (02:03.60) 01.90	

Metropolitan Regatta (Saturday)

Race 83

W 4+ Ch W 4+ Ch

Final A




Posn	Lane	Club	500m	1000m	1500m	Finish	Next
1	4	TSS Tideway Sc Sch B. Payne, C. Fisher, M. Grant, A. Bloomer, A. Stutter	01:46.10 [1]	03:32.50 (01:46.40) [1]	05:20.00 (01:47.50) [1]	07:05.60 (01:45.60)	
2	2	AGE (A) Agecroft RC A. Stefkova, H. Robinson, S. Pearson, C. Gayer, [Cox] C. Armit	01:52.50 [2]	03:46.20 (01:53.70) [2]	05:40.40 (01:54.20) [2]	07:33.40 (01:53.00) 27.80	
3	5	VRC (A) Vesta RC S. Thompson, M. Blowing, H. Palmer, C. Vine, F. Carroll	01:55.40 [6]	03:49.30 (01:53.90) [3]	05:42.50 (01:53.20) [3]	07:35.50 (01:53.00) 02.10	
4	3	USU Surrey Univ I. Soriano, F. Spurling, L. Copland, J. Wickers, [Cox] E. Hamilton-Davies	01:54.00 [3]	03:49.90 (01:55.90) [5]	05:44.60 (01:54.70) [4]	07:36.70 (01:52.10) 01.20	
5	6	BAU Bath Univ I. Bantick, H. Slater, S. Stiling, G. Fleming, [Cox] N. Thornton	01:55.20 [5]	03:50.10 (01:54.90) [6]	05:45.20 (01:55.10) [5]	07:38.00 (01:52.80) 01.30	
6	7	CAB Cantabrigian RC M. Stroyakovski, E. Hillan, L. Slapakova, J. Astley, [Cox] I. Nimmo	01:54.50 [4]	03:49.70 (01:55.20) [4]	05:46.70 (01:57.00) [6]	07:45.00 (01:58.30) 07.00	
7	1	MAR Marlow RC R. Franks, N. Riches, E. Pimlott, O. Walters, [Cox] D. Sadurska	01:57.00 [8]	03:55.20 (01:58.20) [8]	05:55.30 (02:00.10) [7]	07:53.30 (01:58.00) 08.30	
8	8	CBR (A) Bristol City L. Allen, G. Lusby, L. Woods, H. Irons, [Cox] S. Harris	01:56.20 [7]	03:54.60 (01:58.40) [7]	05:56.20 (02:01.60) [8]	07:57.10 (02:00.90) 03.80	

Metropolitan Regatta (Saturday)

Race 84

Op 2- Op 2- Ch

Final B



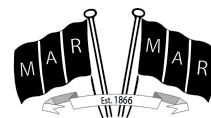
Posn	Lane	Club	500m	1000m	1500m	Finish	Next
1	4	USU (B) Surrey Univ S. Bodkin, J. Gamble	01:41.30 [1]	03:28.90 (01:47.60) [2]	DNA - [2]	07:01.80 (07:01.80)	
2	6	CUB (D) Cambridge Univ C. Spiers, L. Ferraro	01:42.50 [2]	03:28.70 (01:46.20) [1]	DNA - [1]	07:02.90 (07:02.90) 01.10	
3	5	CUB (C) Cambridge Univ B. Dyer, R. Boericke	01:45.60 [3]	03:33.80 (01:48.20) [3]	DNA - [3]	07:07.30 (07:07.30) 04.40	

Metropolitan Regatta (Saturday)

Race 85

Op 2- Op 2- Ch

Final A



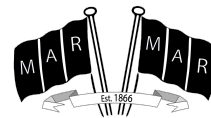
Posn	Lane	Club	500m	1000m	1500m	Finish	Next
1	4	OUB Oxford Univ M. Barakso, A. Wambersie	01:38.10 [1]	03:21.20 (01:43.10) [1]	05:03.20 (01:42.00) [2]	06:42.40 (01:39.20)	
2	6	CUB (A) Cambridge Univ C. Sullivan, W. Taylor	01:40.60 [2]	03:21.90 (01:41.30) [2]	05:02.60 (01:40.70) [1]	06:44.40 (01:41.80) 02.00	
3	5	TSS (D) Tideway Sc Sch C. Betteley, J. Stevenson	01:40.90 [3]	03:23.50 (01:42.60) [3]	05:06.20 (01:42.70) [3]	06:47.10 (01:40.90) 02.70	
4	3	TSS (A) Tideway Sc Sch M. Christie, D. Valt	01:41.40 [5]	03:24.80 (01:43.40) [4]	05:07.90 (01:43.10) [4]	06:53.00 (01:45.10) 05.90	
5	1	CUB (B) Cambridge Univ S. Benzecry, Q. Richardson	01:41.20 [4]	03:25.80 (01:44.60) [5]	05:10.80 (01:45.00) [5]	06:56.20 (01:45.40) 03.20	
6	7	TSS (C) Tideway Sc Sch W. Fields, M. Wilkojc	01:43.30 [6]	03:28.10 (01:44.80) [6]	05:13.90 (01:45.80) [6]	07:00.40 (01:46.50) 04.20	
7	2	USU (A) Surrey Univ S. Burnand, J. Burke	01:43.00 [8]	03:29.30 (01:46.30) [7]	05:15.10 (01:45.80) [7]	07:02.60 (01:47.50) 02.20	
8	8	TSS (E) Tideway Sc Sch K. Brown, J. Page	01:42.50 [7]	03:31.10 (01:48.60) [8]	05:20.90 (01:49.80) [8]	07:13.20 (01:52.30) 10.60	

Metropolitan Regatta (Saturday)

Race 86

W 2x W 2x Ch

Final D



Posn	Lane	Club	500m	1000m	1500m	Finish	Next
1	4	TYN (A) Tyne RC H. Wicklow, S. Slater	02:05.20 [2]	04:06.80 (02:01.60) [1]	06:10.20 (02:03.40) [1]	08:11.90 (02:01.70)	
2	5	BAU (B) Bath Univ J. Stanbury, E. Little	02:05.40 [3]	04:13.50 (02:08.10) [3]	06:20.20 (02:06.70) [2]	08:27.00 (02:06.80) 15.10	
3	2	TYN (B) Tyne RC E. Chatto, O. Furness	02:07.40 [5]	04:16.10 (02:08.70) [5]	06:23.00 (02:06.90) [3]	08:28.80 (02:05.80) 01.80	
4	6	KRC (B) Kingston RC S. Radoja, S. Young	02:04.40 [1]	04:13.10 (02:08.70) [2]	06:23.80 (02:10.70) [5]	08:29.40 (02:05.60) 00.60	
5	3	UBI Birmingham Univ B. Sinnott, I. Clough	02:05.70 [4]	04:14.30 (02:08.60) [4]	06:22.90 (02:08.60) [4]	08:31.10 (02:08.20) 01.70	
6	7	RUN Runcorn RC C. Slatter, H. Gilbody	02:08.20 [6]	04:19.30 (02:11.10) [6]	06:32.90 (02:13.60) [6]	08:44.40 (02:11.50) 13.30	

Metropolitan Regatta (Saturday)

Race 87

W 2x W 2x Ch

Final C




Posn	Lane	Club	500m	1000m	1500m	Finish	Next
1	4	KRC (A) Kingston RC M. Thomas, H. Tunbridge	01:56.30 [2]	03:56.50 (02:00.20) [1]	05:57.20 (02:00.70) [1]	07:58.10 (02:00.90)	
2	6	LRC/ MAR London RC/ Marlow RC F. Hockaday, F. Robertson	01:57.90 [3]	03:59.60 (02:01.70) [3]	06:00.30 (02:00.70) [3]	08:01.80 (02:01.50) 03.70	
3	2	MAA (C) Mortlake AA A. Watson, K. Pilling	01:58.40 [4]	04:02.00 (02:03.60) [4]	06:04.40 (02:02.40) [4]	08:05.50 (02:01.10) 03.70	
4	5	MAA (B) Mortlake AA C. Matteotti, R. Campbell	01:55.70 [1]	03:56.90 (02:01.20) [2]	06:00.50 (02:03.60) [2]	08:06.20 (02:05.70) 00.70	
5	1	TWK (B) Twickenham RC E. Wilson, C. Lewis	02:03.80 [7]	04:06.70 (02:02.90) [7]	06:07.90 (02:01.20) [5]	08:09.10 (02:01.20) 02.90	
6	8	SOC Coalporters M. Mifsud, S. Wells	02:03.50 [6]	04:06.20 (02:02.70) [5]	06:10.10 (02:03.90) [6]	08:13.80 (02:03.70) 04.70	
7	3	KRC (C) Kingston RC A. Everson, B. Hibberd	02:04.00 [8]	04:08.00 (02:04.00) [8]	06:11.10 (02:03.10) [7]	08:14.10 (02:03.00) 00.30	
8	7	WRU Worcester Univ S. Everett, M. Follett	02:01.50 [5]	04:06.50 (02:05.00) [6]	06:11.80 (02:05.30) [8]	08:19.30 (02:07.50) 05.20	









Metropolitan Regatta (Saturday)

Race 88

W 2x W 2x Ch

Final B




Posn	Lane	Club	500m	1000m	1500m	Finish	Next
1	5	TWK (A)  Twickenham RC H. Wormleighton, A. Keane	01:52.70 [5]	03:48.40 (01:55.70) [3]	05:42.70 (01:54.30) [2]	07:35.40 (01:52.70)	
2	4	HPY (A)  Hartpury RC E. Wright, C. Armstrong	01:49.20 [1]	03:44.80 (01:55.60) [1]	05:41.90 (01:57.10) [1]	07:38.90 (01:57.00) 03.50	
3	3	HPY (B)  Hartpury RC Z. Stewart, D. De Winnaar	01:52.90 [6]	03:51.40 (01:58.50) [5]	05:48.70 (01:57.30) [4]	07:43.00 (01:54.30) 04.10	
4	6	STA  Star Club I. Glanvill, E. Feltham	01:50.90 [2]	03:47.60 (01:56.70) [2]	05:47.20 (01:59.60) [3]	07:46.00 (01:58.80) 03.00	
5	8	MAA (A)  Mortlake AA C. Brown, K. Keene	01:53.10 [3]	03:50.50 (01:57.40) [4]	05:49.50 (01:59.00) [5]	07:49.50 (02:00.00) 03.50	
6	2	RDG  Reading RC S. Blackett, I. Papavergos	01:55.90 [7]	03:53.10 (01:57.20) [7]	05:51.70 (01:58.60) [6]	07:51.10 (01:59.40) 01.60	
7	7	UTC  Upper Thames RC D. Hampton, S. Hinton	01:53.40 [4]	03:52.50 (01:59.10) [6]	05:52.50 (02:00.00) [7]	07:52.60 (02:00.10) 01.50	
8	1	NCR  NCRA J. Smith, J. Smith	01:57.60 [8]	03:57.70 (02:00.10) [8]	06:00.10 (02:02.40) [8]	08:00.70 (02:00.60) 08.10	

Metropolitan Regatta (Saturday)

Race 89

W 2x W 2x Ch

Final A



Posn	Lane	Club	500m	1000m	1500m	Finish	Next
1	4	BAU/ MIN Bath Univ/ Minerva Bath RC A. Hempleman-Adams, R. Wilde	01:48.70 [1]	03:37.60 (01:48.90) [1]	05:27.30 (01:49.70) [1]	07:18.80 (01:51.50)	
2	5	CUB Cambridge Univ C. King, G. King	01:50.80 [3]	03:42.90 (01:52.10) [2]	05:35.80 (01:52.90) [3]	07:25.50 (01:49.70) 06.70	
3	6	BAU (A) Bath Univ P. Hayden, R. Borrowes	01:50.50 [2]	03:42.10 (01:51.60) [3]	05:35.30 (01:53.20) [2]	07:25.70 (01:50.40) 00.20	
4	2	WBK Walbrook RC N. Gallagher, H. Youd	01:51.10 [5]	03:44.20 (01:53.10) [4]	05:37.50 (01:53.30) [4]	07:27.40 (01:49.90) 01.70	
5	3	SHU/ TYN Sheffield Univ/ Tyne RC A. Bowman, N. Lamb	01:52.20 [6]	03:45.90 (01:53.70) [6]	05:39.10 (01:53.20) [5]	07:28.10 (01:49.00) 00.70	
6	7	NRC (B) Nottingham RC J. Lindo, A. Hicken	01:51.00 [4]	03:45.70 (01:54.70) [5]	05:41.50 (01:55.80) [6]	07:35.80 (01:54.30) 07.70	
7	1	TSS Tideway Sc Sch A. Smart, E. Davies	01:53.40 [8]	03:47.50 (01:54.10) [8]	05:44.20 (01:56.70) [8]	07:36.10 (01:51.90) 00.30	
8	8	NRC (A) Nottingham RC E. Hudson, L. Stratton	01:52.50 [7]	03:47.30 (01:54.80) [7]	05:43.00 (01:55.70) [7]	07:37.10 (01:54.10) 01.00	

Metropolitan Regatta (Saturday)

Race 90

Op Ix Op Ix Ch

Final E



Posn	Lane	Club	500m	1000m	1500m	Finish	Next
1	4	NWK Newark RC O. Robertson	01:53.30 [1]	03:53.20 (01:59.90) [1]	05:52.90 (01:59.70) [1]	07:51.30 (01:58.40)	
2	2	AGE Agecroft RC B. Lord	01:52.70 [2]	03:54.10 (02:01.40) [2]	05:53.60 (01:59.50) [2]	07:57.40 (02:03.80)	06.10
3	5	NOR (A) Norwich RC C. Page	01:58.00 [5]	03:58.20 (02:00.20) [3]	06:01.70 (02:03.50) [3]	08:06.60 (02:04.90)	09.20
4	3	WRR (A) Worcester RC R. Ray	01:56.40 [4]	03:57.90 (02:01.50) [4]	06:03.50 (02:05.60) [4]	08:09.80 (02:06.30)	03.20
5	6	WBK Walbrook RC D. Gallagher	01:55.70 [3]	04:01.70 (02:06.00) [5]	06:11.10 (02:09.40) [5]	08:14.80 (02:03.70)	05.00

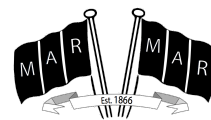
Redrawn

Metropolitan Regatta (Saturday)

Race 91

Op 1x Op 1x Ch

Final D



Posn	Lane	Club	500m	1000m	1500m	Finish	Next
1	4	CFA Cardiff Uni Alm G. Cowley	01:51.00 [3]	03:43.90 (01:52.90) [1]	05:38.70 (01:54.80) [1]	07:29.40 (01:50.70)	
2	1	WBK Walbrook RC S. Andrews	01:49.10 [2]	03:44.10 (01:55.00) [2]	05:40.70 (01:56.60) [2]	07:35.60 (01:54.90) 06.20	
3	3	AGE (B) Agecroft RC H. White	01:51.80 [4]	03:47.70 (01:55.90) [4]	05:43.30 (01:55.60) [3]	07:38.40 (01:55.10) 02.80	
4	2	SHO (A) Shoreham RC J. Bates	DNA	03:48.70 (03:48.70) [5]	05:45.90 (01:57.20) [4]	07:43.80 (01:57.90) 05.40	
5	7	HEN (C) Henley RC C. Seager	01:54.10 [5]	03:49.10 (01:55.00) [6]	05:47.00 (01:57.90) [5]	07:44.60 (01:57.60) 00.80	
6	5	LRC (C) London RC R. Leonard	01:49.00 [1]	03:46.90 (01:57.90) [3]	05:48.60 (02:01.70) [6]	07:53.10 (02:04.50) 08.50	
7	8	WRC Wallingford RC S. Chard	01:56.20 [6]	03:54.40 (01:58.20) [7]	05:57.80 (02:03.40) [7]	07:57.40 (01:59.60) 04.30	
DNS	6	GRI Griffen BC J. Garrow					


Redrawn

Metropolitan Regatta (Saturday)

Race 92

Op Ix Op Ix Ch

Final C



Posn	Lane	Club	500m	1000m	1500m	Finish	Next
1	5	NWK (A) Newark RC A. Cowley	01:48.70 [1]	03:43.00 (01:54.30) [1]	DNA -	07:33.30 (07:33.30)	
2	8	HEN (A) Henley RC G. Hutchins	01:51.50 [3]	03:46.60 (01:55.10) [3]	DNA -	07:35.30 (07:35.30) 02.00	
3	6	LEE (A) Leeds RC S. Moloney	01:50.10 [2]	03:44.80 (01:54.70) [2]	DNA -	07:36.30 (07:36.30) 01.00	
4	3	AGE (A) Agecroft RC C. Revell	01:54.30 [6]	03:49.30 (01:55.00) [6]	DNA -	07:37.70 (07:37.70) 01.40	
5	7	KCA (A) King's Cant J. Berry	01:53.20 [4]	03:47.70 (01:54.50) [4]	DNA -	07:37.90 (07:37.90) 00.20	
6	1	HEN (B) Henley RC D. Wallace	01:54.80 [7]	03:50.10 (01:55.30) [7]	DNA -	07:38.00 (07:38.00) 00.10	
7	2	SNE (A) St Neots RC J. Adams	01:57.70 [8]	03:52.70 (01:55.00) [8]	DNA -	07:40.40 (07:40.40) 02.40	
8	4	ISI Isis BC P. Denton	01:54.00 [5]	03:48.30 (01:54.30) [5]	DNA -	07:48.10 (07:48.10) 07.70	

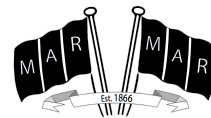
Redrawn

Metropolitan Regatta (Saturday)

Race 93

Op Ix Op Ix Ch

Final B



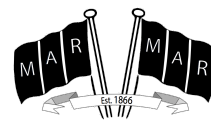
Posn	Lane	Club	500m	1000m	1500m	Finish	Next
1	1	UYO York Univ D. Jones	01:47.20 [2]	03:35.90 (01:48.70) [1]	05:27.20 (01:51.30) [1]	07:20.20 (01:53.00)	
2	6	BIR (A) Birmingham S. Byford	01:47.00 [1]	03:39.00 (01:52.00) [2]	05:33.60 (01:54.60) [2]	07:25.20 (01:51.60) 05.00	
3	4	BEB Bewl Bridge K. O'Donnell	01:51.40 [7]	03:43.40 (01:52.00) [5]	05:36.20 (01:52.80) [4]	07:27.80 (01:51.60) 02.60	
4	3	OUB Oxford Univ T. Schröder	01:48.40 [3]	03:41.50 (01:53.10) [3]	05:33.70 (01:52.20) [3]	07:28.30 (01:54.60) 00.50	
5	5	TAU Taurus BC H. Bowie	01:49.20 [4]	03:41.90 (01:52.70) [4]	05:37.00 (01:55.10) [5]	07:28.50 (01:51.50) 00.20	
6	2	MAU Manchester Univ F. Rummel	01:51.70 [8]	03:43.90 (01:52.20) [6]	05:38.50 (01:54.60) [6]	07:29.00 (01:50.50) 00.50	
7	8	NRC (A) Nottingham RC H. Richardson	01:50.40 [6]	03:44.30 (01:53.90) [7]	05:38.40 (01:54.10) [7]	07:31.40 (01:53.00) 02.40	
8	7	HPY (C) Hartpury RC B. Harris	01:49.40 [5]	03:45.60 (01:56.20) [8]	05:41.80 (01:56.20) [8]	07:33.40 (01:51.60) 02.00	

Metropolitan Regatta (Saturday)

Race 94

Op Ix Op Ix Ch

Final A



Posn	Lane	Club	500m	1000m	1500m	Finish	Next
1	4	CUB (A) Cambridge Univ D. Alizadeh	01:45.30 [2]	03:34.40 (01:49.10) [1]	05:24.70 (01:50.30) [1]	07:13.00 (01:48.30)	
2	3	LDR (A) Leander Club J. Keating	01:44.80 [1]	03:34.60 (01:49.80) [2]	05:26.40 (01:51.80) [2]	07:14.20 (01:47.80) 01.20	
3	5	CNN (A) Cambridge 99 W. Young	01:47.20 [3]	03:38.20 (01:51.00) [3]	05:28.90 (01:50.70) [3]	07:18.70 (01:49.80) 04.50	
4	2	GRF Greenbank T. Wilkinson	01:49.00 [5]	03:39.60 (01:50.60) [4]	05:31.00 (01:51.40) [4]	07:20.30 (01:49.30) 01.60	
5	6	HPY (B) Hartpury RC J. Mackman	01:50.50 [7]	03:42.70 (01:52.20) [7]	05:34.30 (01:51.60) [6]	07:22.30 (01:48.00) 02.00	
6	8	NRC (B) Nottingham RC J. Doleman	01:49.20 [6]	03:39.80 (01:50.60) [6]	05:33.20 (01:53.40) [5]	07:22.90 (01:49.70) 00.60	
7	7	HPY (A) Hartpury RC P. Howard	01:47.40 [4]	03:40.60 (01:53.20) [5]	05:34.90 (01:54.30) [7]	07:33.20 (01:58.30) 10.30	
8	1	TSS (A) Tideway Sc Sch A. Lowther	01:53.50 [8]	DNA -	05:42.40 (05:42.40) [8]	07:38.10 (01:55.70) 04.90	