


Metropolitan Amateur Regatta (Sat)

Race I

Eights Tier 2

Heat I

3 to F



Posn	Lane	Club		500m	1000m	1500m	Finish	Next
1	5	SAA Star & Arrow Tom Wiblin, Patrick George, Harry Higginbottom, James Fox, Jonathan Cameron, Callum Johnson, Chris Ray, Bertie Woodward-Fisher, [Cox] Samuel Royston	8+	01:25.46 [2]	02:56.84 (01:31.38) [4]	04:26.26 (01:29.42) [1]	05:57.31 (01:31.05)	34 Final
2	1	AGE (A) Agecroft RC Andrew Thomas, Tristan Hollis, Thomas Buckley, Rory O'Neill, Sean Szekely, John Ford, Benedict Adey-Johnson, Jack Roe, [Cox] Lucy Masters	8+	01:24.34 [1]	02:53.78 (01:29.44) [2]	04:26.77 (01:32.99) [2]	05:58.47 (01:31.70) 01.16	34 Final
3	3	TRC (B) Thames RC Simon Moss, Joe Abdalla, Nicholas Pusinelli, Andrew Gordon, Charlie Bouch, Sam Thornton, Huw Jones, Sebastien Tyrie, [Cox] Emily Burge	8+	01:27.29 [4]	02:55.17 (01:27.88) [3]	04:29.24 (01:34.07) [3]	05:59.25 (01:30.01) 00.78	34 Final
4	2	HAM (B) Hampton Sch Matthew Hamilton, Matthew Turner, Tom Davis, Rory Gilligan, Edward Butler, Thomas Worthington, Tom Cross, Piero Ladhur, [Cox] Charlie Marcus	8+	01:29.07 [6]	02:59.72 (01:30.65) [7]	DNA -	06:00.78 (06:00.78) 01.53	
5	7	ZDU (A) Dublin University BC Lucas Prodohl, Brian Cronin, Sean Canning, William Eddershaw, Matthew Mitchell, William Doyle, Adam Browne, Mark Quigely, [Cox] Ciara Sheehan	8+	01:26.96 [3]	02:58.19 (01:31.23) [5]	04:31.12 (01:32.93) [4]	06:04.00 (01:32.88) 03.22	
6	4	LRC (B) London RC Will Golding, Christopher Linn, Joshua Scott Meredith, Aidan O' Flaherty, Edward Sandhu, Nick Adams, George Trelawny, Rory Corbett, [Cox] Charlotte Fuscone	8+	01:30.65 [7]	02:59.23 (01:28.58) [6]	04:33.34 (01:34.11) [5]	06:07.93 (01:34.59) 03.93	
7	6	VRC (A) Vesta RC Sven Radcke, Oliver Lumley, Michael Warren, Giovanni Galavotti, Christopher Clements, Henry Primarolo, Robert Donald, William Pearson, [Cox] Chloe Ramambason	8+	01:28.24 [5]	03:39.10 (02:10.86) [8]	04:35.04 (00:55.94) [6]	06:22.04 (01:47.00) 14.11	


Metropolitan Amateur Regatta (Sat)

Race 2

Eights Tier 2

Heat 2

3 to F



Posn	Lane	Club		500m	1000m	1500m	Finish	Next
1	3	ETN (A) Eton Coll Charles Pearson, Alexander Boardman, Francis Baring, Noah Norman, Patrick Adams, Felix Drinkall, Oscar Carr-Middleton, Max Ridgewell, [Cox] George Cozens	8+	01:26.46 [1]	02:53.98 (01:27.52) [1]	04:24.56 (01:30.58) [1]	05:56.19 (01:31.63)	34 Final
2	6	RAD (A) Radley Coll Freddie Corner, Freddie Elwes, Max Dunlap, William Heagerty, Luke Miles, Archie McChesney, Max Senior, Edward Rae Smith, [Cox] Matthew Dawson	8+	01:27.04 [2]	03:04.70 (01:37.66) [6]	04:29.37 (01:24.67) [2]	05:59.60 (01:30.23) 03.41	34 Final
3	2	TSS Tideway Sc Sch Rob Hogan, Sean Blake, Robert Muscroft, Lewis Van Diggele, Robert Hodgson, Samuel Anderson, Edward Beckett, Kieran Brown, [Cox] Ruairidh MacPhee	8+	01:29.10 [4]	02:57.75 (01:28.65) [3]	04:30.69 (01:32.94) [3]	06:00.23 (01:29.54) 00.63	34 Final
4	7	UTC Upper Thames RC Christopher Lowe, Daniel Shoobridge, Peter Holloway, James Kirkbride, Dan Bowen, Will Shrieve, Michael Broom, Andy Ciecierski, [Cox] Beatrice Searle	8+	01:29.75 [5]	02:58.65 (01:28.90) [4]	04:31.41 (01:32.76) [4]	06:11.16 (01:39.75) 10.93	
5	5	CUR (B) Curlew RC John Stewart, Angus Wilson, Lukas Schmidt, Callum Stayton, Eoghan Beamish, Alexander James Parsons-Mills, T Weekes, Matthew Richardson, [Cox] Nicola Freeman	8+	DNA [3]	DNA - [2]	DNA - [5]	DNA -	
6	1	ETN (A) Eton Coll Oliver Brufal de Melgarejo, Adam Momburu, Batu Yuceman, Kuttel Rorke, Theodore Hall, Alex Ruis, Aubrey Warley, Richard Taylor, [Cox] Edward Bracey	8+	01:32.61 [7]	02:59.05 (01:26.44) [5]	04:38.25 (01:39.20) [6]	DNA -	
7	4	HAM (C) Hampton Sch Henry McLeod, Harry O'Loughlin, Harry Fieldhouse, Henry Cockett, Bill Downey, Oliver Bridge, Oli Woodall, Benjamin Andrews, [Cox] Joe Gellett	8+	01:31.57 [6]	03:05.56 (01:33.99) [7]	04:42.69 (01:37.13) [7]	DNA -	


Metropolitan Amateur Regatta (Sat)

Race 3

Eights Tier 4

Heat 1

3 to F



Posn	Lane	Club		500m	1000m	1500m	Finish	Next
1	6	RCH (A) Royal Chester Fraser Morgan, Henry William McGarva, Peter Dean, Daniel Weatherly, Harrison Hunter, Thomas Rushton, Alexander Constantinou, John Hedley McGarva, [Cox] Abigail Sanders	8+	01:27.83 [1]	02:59.42 (01:31.59) [1]	04:33.99 (01:34.57) [1]	06:09.16 (01:35.17)	35 Final
2	2	LEE (A) Leeds RC Androioannis Lorentzatos, Mark Tarrant, Lewis Marston, Conor Vincent, James Tipper, Daniel Humphrey, Vasileios Athanasiadis, Theodosios Travlos, [Cox] Jasmine Jones	8+	01:32.60 [3]	03:06.64 (01:34.04) [3]	04:39.81 (01:33.17) [2]	06:12.99 (01:33.18) 03.83	35 Final
3	4	DUB Durham Univ Matthew Roe, Harry Cox, Lachie Ives, George Cansdale, Lloyd Barron-Robinson, Christian Palmer, Lucas Rodd, Benjamin Evans, [Cox] Fiona Hardyman	8+	01:30.78 [2]	03:06.41 (01:35.63) [2]	04:43.11 (01:36.70) [3]	06:18.68 (01:35.57) 05.69	35 Final
4	1	UBR (B) Bristol Univ Gareth Davies, Tom Sykes, William Feakes, Charlie Baker, Alasdair Knight, Tom Watkinson, Morgan Gray, Marcus Smith, [Cox] Alicia Hardy	8+	01:32.87 [4]	03:08.33 (01:35.46) [4]	04:45.68 (01:37.35) [4]	06:22.23 (01:36.55) 03.55	
5	3	VRC (C) Vesta RC Robert Alexander, Christian Green, Joseph Casey, Rory Baggott, Alexander K��ng, James Cox, Laurence Hookway, Oliver Chapman, [Cox] Chloe Ramambason	8+	01:33.83 [5]	03:11.99 (01:38.16) [6]	04:51.08 (01:39.09) [6]	06:27.64 (01:36.56) 05.41	
6	5	ZDU (B) Dublin University BC Paulus Heemskerk, Ross Layden, John Taaffe, Hugh Lohan, Constantine Knauer, Brian Egan, Andrew Burgess, Gavin Moore, [Cox] Hannah Colgan	8+	01:34.37 [6]	03:09.36 (01:34.99) [5]	04:48.73 (01:39.37) [5]	06:28.59 (01:39.86) 00.95	


Metropolitan Amateur Regatta (Sat)

Race 4

Eights Tier 4

Heat 2

3 to F



Posn	Lane	Club		500m	1000m	1500m	Finish	Next
1	6	JEO Jesus Coll Oxf John Gardner, Iolo Jones, Robert Strachan, Hugo Markland, Thomas de Sousa, Keir Bowater, Andrew Overall, Tom Commins, [Cox] Iona Gilby	8+	01:30.01 [2]	03:02.60 (01:32.59) [2]	04:36.20 (01:33.60) [1]	06:08.71 (01:32.51)	35 Final
2	5	NRC Nottingham RC Hamish Hughes, Toby Piggott, Matthew Bowles, Adam Wright, George Rymell, Stephen Bennett, Ben Farrell, James Doleman, [Cox] Sophie Jones	8+	01:31.35 [3]	03:04.23 (01:32.88) [3]	04:37.54 (01:33.31) [2]	06:10.48 (01:32.94) 01.77	35 Final
3	2	EXU (B) Exeter Univ Fergus Shegog, Cameron Murray, Ben Shaw, James Manton, James Shaw, John Hunt, Angus Irvine, Charles Scott, [Cox] Edward Mills	8+	01:29.05 [1]	03:01.94 (01:32.89) [1]	04:37.80 (01:35.86) [3]	06:13.03 (01:35.23) 02.55	35 Final
4	1	NOR (A) Norwich RC Oliver Roe, Ed English, Oli Tyler, Carey Pearson, Carl Shiplee, Jake Kattenhorn Black, Toby Trett, Oliver Negus, [Cox] Darwin Columbus Friend	8+	01:33.31 [5]	03:08.00 (01:34.69) [5]	04:42.67 (01:34.67) [4]	06:17.18 (01:34.51) 04.15	
5	4	EXU (A) Exeter Univ Edward Pountney, Benjamin Sherry, Rhys Powell, John Adams, Matthew Bladen, Thomas Richards, Michael de Winton, Jack Marcus, [Cox] Rossana Wing	8+	01:32.51 [4]	03:07.17 (01:34.66) [4]	04:43.24 (01:36.07) [5]	06:19.36 (01:36.12) 02.18	
6	3	MAR (B) Marlow RC Matthew Smith, James Busby, Mark Ruinet, Christopher Renwick, Kingsley McDiarmid, Thomas Rendell, David Brindle, Timothy Mitchell, [Cox] Claudia Russell	8+	01:33.71 [6]	03:08.82 (01:35.11) [6]	04:47.54 (01:38.72) [6]	06:23.92 (01:36.38) 04.56	


Metropolitan Amateur Regatta (Sat)

Race 5

Coxed Fours Tier 5

Heat 1

3 to F



Posn	Lane	Club		500m	1000m	1500m	Finish	Next
1	4	AGE (A) Agecroft RC Adam Godfrey, David Bentham, Nick Morrey, Oliver Uttley, [Cox] Annabel Pooley	4+	01:40.40 [4]	03:21.13 (01:40.73) [3]	05:03.68 (01:42.55) [2]	06:44.41 (01:40.73)	38 Final
2	7	GLU Glasgow Univ Morgan Serpell, Calum Sinclair, Iain McLaughlin, Gerard Gallagher, [Cox] Rebecca Vest	4+	01:38.62 [2]	03:20.61 (01:41.99) [2]	05:05.10 (01:44.49) [4]	06:47.05 (01:41.95) 02.64	38 Final
3	5	WAR Warwick BC Andrew Collett, Michael Hourigan, Patrick Hourigan, Philip Tonkin, [Cox] Samantha Wesley	4+	01:38.03 [1]	03:19.62 (01:41.59) [1]	05:03.92 (01:44.30) [3]	06:47.45 (01:43.53) 00.40	38 Final
4	6	EXU Exeter Univ Tristan Taylor, Nicholas Mathers, John Peterson, Carl Lofthagen, [Cox] Sophie Wrixon	4+	01:39.79 [3]	03:23.09 (01:43.30) [4]	05:10.13 (01:47.04) [5]	06:49.51 (01:39.38) 02.06	
5	2	AKN Auriol Ken Juan Aponte, Stuart Watts, James Kirkbride, Joshua Herridge, [Cox] William Lewis	4+	01:41.29 [5]	03:24.28 (01:42.99) [5]	DNA -	06:56.63 (06:56.63) 07.12	
6	3	TRC (B) Thames RC Jonathan Campbell, Edward Lewis-Parry, Tom Bradshaw, Tom Roberts, [Cox] Ricardo Le	4+	01:44.31 [6]	03:32.48 (01:48.17) [6]	05:19.28 (01:46.80) [6]	07:07.29 (01:48.01) 10.66	
7	1	CFU (A) Cardiff Univ James Dennis, Nicholas Garraway, Christopher Woolley, Dominic O'Malley, [Cox] Emma Fitzpatrick	4+	01:46.04 [7]	03:33.17 (01:47.13) [7]	05:29.78 (01:56.61) [7]	07:08.69 (01:38.91) 01.40	


Metropolitan Amateur Regatta (Sat)

Race 6

Coxed Fours Tier 5

Heat 2

3 to F



Posn	Lane	Club		500m	1000m	1500m	Finish	Next
1	4	CNN Cambridge 99 Edward Gardiner, Dominic Bennett, Nicholas Thorn, Helge Dietert, [Cox] Lily Chan	4+	01:39.46 [2]	03:22.02 (01:42.56) [2]	05:05.89 (01:43.87) [1]	06:48.48 (01:42.59)	38 Final
2	6	BOU Bournemouth Un Liam Steele, Jacob Manson, James Lambton-Heys, Gian-Luc Angiolini, [Cox] Laura Sutton	4+	01:38.97 [1]	03:21.76 (01:42.79) [1]	05:07.08 (01:45.32) [2]	06:49.44 (01:42.36) 00.96	38 Final
3	3	RCH Royal Chester Matthew Webb, David Barstow, Harry Ballard, Jonathan Jamshed, [Cox] Jessica Bromley	4+	01:41.79 [4]	03:26.53 (01:44.74) [4]	05:11.76 (01:45.23) [3]	06:56.16 (01:44.40) 06.72	38 Final
4	2	UWE W England Univ Toby Graham, Ryan Whitson-Fay, Ethan Clark, James Roch, [Cox] Freya Jennings	4+	01:41.36 [3]	03:25.66 (01:44.30) [3]	05:14.55 (01:48.89) [4]	07:01.43 (01:46.88) 05.27	
5	7	ZDU (B) Dublin University BC Daniel Dennis, Ryan Dullaghan, Mark Connolly, Donal O'Shea, [Cox] Arne Philipeit	4+	01:45.42 [6]	03:34.42 (01:49.00) [6]	05:25.35 (01:50.93) [6]	07:15.17 (01:49.82) 13.74	
6	5	CFU (B) Cardiff Univ Harry Neame, Sam Davenport, George Webb, Christopher Blenkarn, [Cox] Isobel Fish	4+	01:44.95 [5]	03:32.10 (01:47.15) [5]	05:24.59 (01:52.49) [5]	07:16.01 (01:51.42) 00.84	
7	1	IMP (B) Imperial Coll Dmitrii Usynin, James Wilson, Joe Hansard, Sarunas Driezis, [Cox] Catherine Bowden	4+	01:47.22 [7]	03:38.84 (01:51.62) [7]	05:34.11 (01:55.27) [7]	07:23.69 (01:49.58) 07.68	


Metropolitan Amateur Regatta (Sat)

Race 7

Coxed Fours Tier 3

Heat 1

3 to F



Posn	Lane	Club		500m	1000m	1500m	Finish	Next
1	5	DUB (B) Durham Univ Chris Rimmer, Joseph Johansen, Patrick Kinch, James Vogel, [Cox] Benjamin Rich	4+	01:34.85 [1]	03:15.17 (01:40.32) [1]	04:56.80 (01:41.63) [1]	06:37.81 (01:41.01)	36 Final
2	6	SUA (A) Stratford Avon Edward Lewry, Thomas Coles, Ben Twiney, Christopher Thomas, [Cox] Eleanor Willetts	4+	01:36.00 [2]	03:16.24 (01:40.24) [2]	04:58.66 (01:42.42) [2]	06:38.96 (01:40.30) 01.15	36 Final
3	2	ZNU (C) NUI Galway BC Donal Coen, Eoghan Walls-Tuite, Brian Keane, Jack Kilduff, [Cox] Johanna Walsh	4+	01:37.94 [4]	03:19.18 (01:41.24) [4]	05:01.16 (01:41.98) [3]	06:40.58 (01:39.42) 01.62	36 Final
4	1	UCL (B) UC London Rory Dawson, Sachin Turakhia, Maximilian Hess, Jaime San Miguel Navas, [Cox] Sean Cannon	4+	01:36.71 [3]	03:18.29 (01:41.58) [3]	05:01.54 (01:43.25) [4]	06:42.30 (01:40.76) 01.72	
5	3	COX Oxford City Edward Podgorski, Stewart Elliston, Simon Kirk, Thomas Briggs, [Cox] Kirstin Anderson	4+	01:41.50 [5]	03:27.24 (01:45.74) [5]	05:17.52 (01:50.28) [5]	07:02.00 (01:44.48) 19.70	
6	4	UCL (A) UC London Shay Sharma, Theodore Fawcett, Joris Simaitis, Freddie Dewey, [Cox] Florence Beard	4+	01:42.18 [6]	03:32.45 (01:50.27) [6]	05:28.27 (01:55.82) [6]	07:22.81 (01:54.54) 20.81	


Metropolitan Amateur Regatta (Sat)

Race 8

Coxed Fours Tier 3

Heat 2

3 to F



Posn	Lane	Club		500m	1000m	1500m	Finish	Next
1	1	DUB (A) Durham Univ Max Robinson, Oscar Lindsay, Danylo Gorenkin, Leon Langmead, [Cox] Eleanor Robson	4+	01:33.52 [1]	DNA -	04:56.31 (04:56.31) [1]	06:40.01 (01:43.70)	36 Final
2	2	ZCK Cork BC Tomas Power, Sean O'Sullivan, Joe Kearney, Neil McCarthy, [Cox] Siobhan Egan	4+	01:37.58 [2]	DNA -	05:01.79 (05:01.79) [2]	06:44.88 (01:43.09) 04.87	36 Final
3	7	ZNU (F) NUI Galway BC Baptiste Guerinot, Gerry Mannion, Alex Chadfield, Kai McGlacken, [Cox] Shannon Sheridan	4+	01:40.24 [3]	03:23.77 (01:43.53) [4]	05:07.81 (01:44.04) [3]	06:51.68 (01:43.87) 06.80	36 Final
4	4	QBC Quintin BC Harrison Oliva, Paul Knoops, Samuel Gunning, Henry Robins, [Cox] Hazel Wilson	4+	01:40.47 [4]	03:26.14 (01:45.67) [5]	05:09.31 (01:43.17) [4]	06:52.73 (01:43.42) 01.05	
5	6	KRC (B) Kingston RC Simon Chaing, Edward Davies, Craig Horsford, Tom Rimmer, [Cox] Zara Scott	4+	01:41.56 [6]	03:29.42 (01:47.86) [7]	05:13.87 (01:44.45) [5]	07:01.37 (01:47.50) 08.64	
6	5	VRC (A) Vesta RC Sebastian Wachholz, Luca Turner, Christopher Goodfellow, Alan Hunton, [Cox] Nicola Sani	4+	01:43.38 [7]	03:26.46 (01:43.08) [6]	05:15.90 (01:49.44) [6]	07:05.05 (01:49.15) 03.68	
7	3	PTR (B) Putney Town Rory Keith, James Percival, Jonathan Fisher, James Diserens, [Cox] Ruth Bloxam	4+	DNA [8]	DNA [8]	05:20.44 - (05:20.44) [7]	07:11.38 (01:50.94) 06.33	

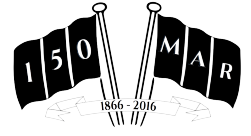
Metropolitan Amateur Regatta (Sat)

Race 9

Coxless Fours Tier 5

Heat 1

3 to F



Posn	Lane	Club		500m	1000m	1500m	Finish	Next
1	3	RAM Radley Mariners R Gearing, Finlay Gronmark, Alexander Richardson, T Gearing	4-	01:37.77 [1]	03:18.56 (01:40.79) [1]	04:59.06 (01:40.50) [1]	06:40.18 (01:41.12)	37 Final
2	5	CFC (A) Cardiff City RC Shane Ahearne, Matthew Nicholls, Rhys Paul, Adrien Grubb	4-	01:38.93 [2]	03:19.86 (01:40.93) [2]	05:02.44 (01:42.58) [2]	06:43.67 (01:41.23) 03.49	37 Final
3	2	LLA Llandaff RC Edward Lewis, Alexander Lawrence, Matthew Virden, Steffan Evans	4-	01:40.33 [3]	03:20.83 (01:40.50) [3]	05:03.03 (01:42.20) [3]	06:44.21 (01:41.18) 00.54	37 Final
4	6	TYN (B) Tyne RC Joshua Bate, Michael Dodds, Peter Storey, George Starr	4-	01:46.72 [4]	DNA [4]	05:29.82 - (05:29.82) [4]	07:26.48 (01:56.66) 42.27	
DSQ	1	UYO York Univ Harris Asher, Jacob Norman, Monty Pilkington, Jack Newby	4-					
DNS	4	NTN Northampton RC Liam Barford, Adam Boix, Alex Tite, Nick Woodward	4-					


Metropolitan Amateur Regatta (Sat)

Race 10

Coxless Fours Tier 5

Heat 2

3 to F



Posn	Lane	Club		500m	1000m	1500m	Finish	Next
1	2	TYN (A) Tyne RC Serkan Turkmen, A J Musgrave, Danny Hunter, Henry Galbraith	4-	01:36.11 [1]	03:17.25 (01:41.14) [1]	04:58.56 (01:41.31) [1]	06:39.79 (01:41.23)	37 Final
2	5	DAT Dart Totnes ARC Harry Walker, Matthew Heming, Tom Walton, Harrison Skinner	4-	01:39.30 [3]	03:20.09 (01:40.79) [3]	05:04.54 (01:44.45) [2]	06:47.19 (01:42.65) 07.40	37 Final
3	3	CNN Cambridge 99 Nathan Ryan, Friso van Gent, Robert Sargent, Rhidian Maltby	4-	01:37.11 [2]	03:19.68 (01:42.57) [2]	05:06.74 (01:47.06) [3]	06:52.18 (01:45.44) 04.99	37 Final
4	6	CSH Sheffield City Piers Turnbull, Simon Coyne, Mark Burrell, Michael Luckham	4-	01:39.97 [5]	03:23.71 (01:43.74) [4]	05:10.09 (01:46.38) [4]	06:54.35 (01:44.26) 02.17	
5	4	BRI (A) Bridgnorth RC Daryl Breakwell, Richard Pilsbury, Stuart Round, Nick McNeil	4-	01:39.59 [4]	03:24.85 (01:45.26) [5]	05:11.67 (01:46.82) [5]	06:56.62 (01:44.95) 02.27	
6	1	AKN (B) Auriol Ken Yevgen Fesenko, Matt Hargraves, Sean Holohan, Samuel Whitehead	4-	01:41.28 [6]	03:28.19 (01:46.91) [6]	05:16.06 (01:47.87) [6]	07:04.72 (01:48.66) 08.10	


Metropolitan Amateur Regatta (Sat)

Race 11

Coxless Fours Championship

Heat 1

3 to F



Posn	Lane	Club		500m	1000m	1500m	Finish	Next
1	7	LRC (A) London RC Matthew Cummings, Nicholas Parnell, Stephen Griffiths, Dominic Parnell	4-	01:32.21 [3]	03:06.93 (01:34.72) [3]	04:43.12 (01:36.19) [3]	06:14.19 (01:31.07)	41 Final
2	1	ZNU (B) NUI Galway BC Liam Keane, Mantis Pukelis, Kevin Nevile, Richard Bennett	4-	01:33.10 [4]	03:07.61 (01:34.51) [4]	04:42.88 (01:35.27) [2]	06:16.75 (01:33.87) 02.56	41 Final
3	6	MBC (A) Molesey BC Sam Tuck, Benjamin Witting, Jens Clausen, Lewis Moran	4-	01:31.67 [1]	03:05.13 (01:33.46) [1]	04:42.51 (01:37.38) [1]	06:17.18 (01:34.67) 00.43	41 Final
4	4	TSS (A) Tideway Sc Sch Nathan O'Reilly, Murray Wilkojc, William Fields, Lloyd Seaman	4-	01:33.11 [5]	03:08.55 (01:35.44) [5]	04:44.65 (01:36.10) [5]	06:18.55 (01:33.90) 01.37	
5	3	LEA (B) Lea RC Alex Wildy, Tobias Perren, Toby Dixon, Jonathan Daniels	4-	01:33.33 [6]	03:09.61 (01:36.28) [6]	04:46.36 (01:36.75) [6]	06:33.24 (01:46.88) 14.69	
6	5	QBC Quintin BC Mark Chatwin, Robert Williams, Alexander Miller, Max Murdock	4-	01:31.95 [2]	03:06.37 (01:34.42) [2]	04:44.43 (01:38.06) [4]	06:33.24 (01:48.81)	
7	2	COX (B) Oxford City Lucian Purvis, James Green, Toby Seely, Henry Drohan	4-	01:35.58 [7]	03:14.08 (01:38.50) [7]	04:53.45 (01:39.37) [7]	06:33.24 (01:39.79)	


Metropolitan Amateur Regatta (Sat)

Race 12

Coxless Fours Championship

Heat 2

3 to F



Posn	Lane	Club		500m	1000m	1500m	Finish	Next
1	2	LDR (A) Leander Club Barnaby Stentiford, Finn Stevenson, Sam Twine, George Rossiter	4-	01:27.18 [1]	02:58.33 (01:31.15) [1]	04:31.31 (01:32.98) [1]	06:04.47 (01:33.16)	41 Final
2	3	EHU Edinburgh Univ Matthew Christie, Oliver Wilkes, Calum Irvine, Rufus Scholefield	4-	01:30.72 [2]	03:01.56 (01:30.84) [2]	04:34.36 (01:32.80) [2]	06:05.43 (01:31.07) 00.96	41 Final
3	5	SIP Sport Imperial Matthew Pointing, Joshua Butler, Sam Butler, Matthew Whaley	4-	01:30.90 [3]	03:02.85 (01:31.95) [3]	04:36.98 (01:34.13) [3]	06:08.25 (01:31.27) 02.82	41 Final
4	4	TRC Thames RC James Palmer, William Downey, Luke Wertheim, Harry Dorrance-King	4-	01:32.78 [5]	03:04.73 (01:31.95) [4]	04:38.73 (01:34.00) [4]	06:11.73 (01:33.00) 03.48	
5	6	KRC Kingston RC Fred Isaac, Mark Roberts, John Keen-Tomlinson, John Ciccarelli	4-	01:34.06 [6]	03:08.04 (01:33.98) [5]	04:43.52 (01:35.48) [5]	06:16.47 (01:32.95) 04.74	
6	1	ZUC University Coll Cork RC David Synnott, David Keohane, Thomas Higgins, Steven Murphy	4-	01:32.61 [4]	03:10.11 (01:37.50) [6]	04:46.76 (01:36.65) [6]	06:26.65 (01:39.89) 10.18	


Metropolitan Amateur Regatta (Sat)

Race 13

Women's Coxless Pairs Tier 2

Heat 1

3 to F



Posn	Lane	Club		500m	1000m	1500m	Finish	Next
1	2	LEH Lady E Holles Catherine King, Gemma King	W.2-	01:52.70 [2]	03:48.81 (01:56.11) [1]	05:47.84 (01:59.03) [1]	07:43.60 (01:55.76)	43 Final
2	4	ZNU (B) NUI Galway BC Nuala Landers, Alison Mooney	W.2-	01:54.63 [3]	03:49.28 (01:54.65) [2]	05:49.01 (01:59.73) [2]	07:47.41 (01:58.40) 03.81	43 Final
3	1	ZNU (A) NUI Galway BC Georgina Deane, Sadhbh O'Connor	W.2-	01:55.63 [4]	03:49.84 (01:54.21) [3]	05:52.40 (02:02.56) [3]	07:49.51 (01:57.11) 02.10	43 Final
4	5	LEA (A) Lea RC Bridget Snaith, Amanda Benson-Skailes	W.2-	01:56.13 [5]	03:54.92 (01:58.79) [5]	05:57.00 (02:02.08) [4]	07:56.43 (01:59.43) 06.92	
5	3	COX (A) Oxford City Stacey Crocker, Caitlin Barry	W.2-	01:58.04 [6]	03:58.96 (02:00.92) [6]	06:01.10 (02:02.14) [6]	08:04.41 (02:03.31) 07.98	
6	6	DUB (C) Durham Univ Tessa van Veen, Maya Nickituk	W.2-	01:51.66 [1]	03:53.43 (02:01.77) [4]	06:00.17 (02:06.74) [5]	08:06.36 (02:06.19) 01.95	


Metropolitan Amateur Regatta (Sat)

Race 14

Women's Coxless Pairs Tier 2

Heat 2

3 to F



Posn	Lane	Club		500m	1000m	1500m	Finish	Next
1	4	TRC (B) Thames RC Eleanor Garratt-Smith, Lowenna Coad	W.2-	01:54.43 [1]	03:54.51 (02:00.08) [1]	05:56.17 (02:01.66) [1]	07:55.18 (01:59.01)	43 Final
2	3	VRC Vesta RC Robyn McGregor-Ritchie, Ruth McKellar	W.2-	01:57.52 [2]	03:58.03 (02:00.51) [3]	05:59.98 (02:01.95) [3]	07:57.88 (01:57.90) 02.70	43 Final
3	1	LEA (C) Lea RC Rachel Lund, Valentina Futoryanova	W.2-	01:57.70 [3]	03:57.41 (01:59.71) [2]	05:59.61 (02:02.20) [2]	07:59.60 (01:59.99) 01.72	43 Final
4	6	ZNU (D) NUI Galway BC Sarah Blaney, Alannah Leonard	W.2-	02:00.19 [4]	04:01.27 (02:01.08) [4]	06:07.08 (02:05.81) [4]	08:08.21 (02:01.13) 08.61	
5	2	ZNU (C) NUI Galway BC Susan Kennelly, Aisling Cahill	W.2-	02:07.68 [6]	04:11.73 (02:04.05) [5]	06:16.35 (02:04.62) [5]	08:18.74 (02:02.39) 10.53	
6	5	OLW (B) Oxford ULWRC Hannah Patel, Maline Meiske	W.2-	02:04.06 [5]	04:13.01 (02:08.95) [6]	06:26.51 (02:13.50) [6]	08:36.77 (02:10.26) 18.03	


Metropolitan Amateur Regatta (Sat)

Race 15

Women's Eights Tier 2

Heat 1

3 to F



Posn	Lane	Club		500m	1000m	1500m	Finish	Next
1	3	STN Staines BC Suzanne Cole, Georgina Watling, Rachel Brown, Claire Couves, Sophie Richards, Catherine Long, Maddison Shoolbread, Emma Corless, [Cox] Anna Cackett	W.8+	01:43.82 [4]	03:26.76 (01:42.94) [1]	05:12.65 (01:45.89) [1]	06:58.40 (01:45.75)	42 Final
2	4	YRK York City RC Louise Hawkyard, Helen Waller, Jessica Pidgeon, Amy Newton, Edith Bourne, Rachel Witherick, Michelle Alexander, Joselyn Rankin, [Cox] Tabatha Cole	W.8+	01:43.53 [3]	03:27.03 (01:43.50) [2]	05:15.20 (01:48.17) [2]	07:02.49 (01:47.29) 04.09	42 Final
3	2	CUR Curlew RC Rebecca Jackson, Inga Jirgensone, Lianne Abbott, Anna Palsdottir, Claire Williams, Gemma Barker, Charlotte Waghorne, Jessica Phillips, [Cox] Alexander Smith	W.8+	01:46.89 [5]	03:30.18 (01:43.29) [4]	05:19.65 (01:49.47) [3]	07:05.68 (01:46.03) 03.19	42 Final
4	6	CBR (A) Bristol City Caitlin Bloom, Rebecca Perkins, Sofia Deambrosi, Emma Bawden, Lauren O'Neill, Jenny Chapman, Chloe Farrar, Rachel Wilson, [Cox] Isobel Stone	W.8+	01:41.25 [1]	03:27.52 (01:46.27) [3]	05:20.08 (01:52.56) [4]	07:08.64 (01:48.56) 02.96	
5	1	AKN (A) Auriol Ken Anne Schieck, Marianna Raffaele, Mateja Sborchia, Kathleen Cyr, Kirsty Page, Amanda Piggot, Sophie Lovett, Catherine Edwards, [Cox] Isy Marshall	W.8+	DNA [6]	03:34.73 (03:34.73) [6]	05:25.04 (01:50.31) [6]	07:11.45 (01:46.41) 02.81	
6	5	ZDT (C) Dublin U Ladies Ruthie McHugh, Jane Hogg, Aileen Fay, Aoife McGranaghan, Molly Brennan, Gabriele Gusciute, Anna Mangan, Ellen Murphy, [Cox] Clare White	W.8+	01:42.90 [2]	03:32.39 (01:49.49) [5]	05:24.30 (01:51.91) [5]	07:14.19 (01:49.89) 02.74	


Metropolitan Amateur Regatta (Sat)

Race 16

Women's Eights Tier 2

Heat 2

3 to F



Posn	Lane	Club		500m	1000m	1500m	Finish	Next
1	6	ZDT (B) Dublin U Ladies Nora Fisher, Sarah Kelly, Aoife Corcoran, Caoimhe Dempsey, Aoife Byrne, Gemma Foley, Laura Walsh, Sarah Higgins, [Cox] Aoife Reid	W.8+	01:38.70 [1]	03:20.26 (01:41.56) [1]	05:05.96 (01:45.70) [1]	06:54.40 (01:48.44)	42 Final
2	3	VRC (A) Vesta RC Cameo Choquer, Victoria Carroll, Fiona Robinson, Cherry Fermor, Hannah Futter, Clare Wood, Fiona Palamarczuk, Kirsty McGregor-Ritchie, [Cox] Lauren Hardcastle	W.8+	01:45.28 [4]	03:29.95 (01:44.67) [2]	05:16.04 (01:46.09) [2]	07:01.45 (01:45.41) 07.05	42 Final
3	4	COX (B) Oxford City Caroline Barnes, Isobel Diment, Emily Lyons, Ella Cope, Tabitha Peel, Jodie Buswell, Gwenn-Ann CarrÃ©, Naomi Sharma, [Cox] Dhaval Desai	W.8+	01:44.22 [3]	03:30.86 (01:46.64) [3]	05:20.17 (01:49.31) [3]	07:07.25 (01:47.08) 05.80	42 Final
4	5	UBR (B) Bristol Univ Lily Donovan, Sophie Angel, Maddie Sanders, Rosie Watkins, Madeleine Jannoe, Grace Ward-Allen, Catherine Nohre, Charlotte Marshall, [Cox] Caroline Welsh	W.8+	01:43.28 [2]	03:34.08 (01:50.80) [4]	05:20.84 (01:46.76) [4]	07:08.37 (01:47.53) 01.12	
5	2	TRC (B) Thames RC Robyn Carter, Louisa Horton, Jennifer O'Boyle, Lucy Nee, Sophie Jenkins, Bryony Spottiswoode, Charlotte Potter, Eleanor Roberts, [Cox] Alastair Jackson	W.8+	01:45.90 [5]	03:55.62 (02:09.72) [5]	05:47.97 (01:52.35) [5]	07:41.17 (01:53.20) 32.80	


Metropolitan Amateur Regatta (Sat)







Race 17

Women's Coxed Fours Tier 3

Heat 1

3 to F



Posn	Lane	Club		500m	1000m	1500m	Finish	Next
1	5	LLA	W.4+	01:48.98	DNA	05:34.84	07:27.33	44
		Llandaff RC Catherine Raine, Grace Mahony, Emily Brace, Suzanne Erith, [Cox] Richard Summers		[3]	[1]	(05:34.84)	(01:52.49)	Final
2	4	GRO	W.4+	01:48.06	DNA	05:36.21	07:29.73	44
		Grosvenor RC Siobhan Barnard, Laura Champion, Jessica Hulson, Jess Fitzpatrick, [Cox] Elizabeth Williams		[1]	[2]	(05:36.21)	(01:53.52)	Final
3	6	ZGY (A)	W.4+	01:49.49	DNA	05:36.55	07:31.61	44
		Galway RC Kellie Wade, Femhe Caffrey, Claire Elwood, Fiona Murtagh, [Cox] Sarah Lynch		[4]	[3]	(05:36.55)	(01:55.06)	Final
4	1	TRC (A)	W.4+	01:48.53	DNA	05:39.99	07:36.11	
		Thames RC Jennifer Pollard, Hayley Pullin, Rebecca Angwin, Sarah Newton, [Cox] Eleanor-Jayne Conway		[2]	[4]	(05:39.99)	(01:56.12)	04.50
5	3	DUB (B)	W.4+	01:49.83	DNA	05:43.67	07:41.46	
		Durham Univ Alicia Schwarzenbach, Eva Siwiak-Jaszek, Megan Connolly, Harriet Watson, [Cox] Zoe Evans		[5]	[5]	(05:43.67)	(01:57.79)	05.35
6	2	ZDT (B)	W.4+	01:57.92	DNA	06:14.03	08:21.39	
		Dublin U Ladies Sophie Cairns, Ciara Kiely, Saidhbhe Casey, Brona Murphy, [Cox] Clare White		[6]		(06:14.03)	(02:07.36)	39.93


Metropolitan Amateur Regatta (Sat)

Race 18

Women's Coxed Fours Tier 3

Heat 2

3 to F



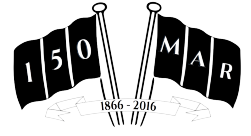
Posn	Lane	Club		500m	1000m	1500m	Finish	Next
1	1	PTR (B) Putney Town Rachel Dean, Deborah Oakley, Catriona Docherty, Sophie Bluff, [Cox] Heather Longstaff	W.4+	01:49.19 [1]	03:40.32 (01:51.13) [1]	05:34.10 (01:53.78) [1]	07:26.34 (01:52.24)	44 Final
2	2	LEE (A) Leeds RC Jessica Brush, Charlotte Milligan, Ella Sadler-Andrews, Emily Holt, [Cox] Harin Wijayathunga	W.4+	01:50.45 [2]	03:44.17 (01:53.72) [2]	05:40.67 (01:56.50) [2]	07:33.51 (01:52.84) 07.17	44 Final
3	7	TSS (A) Tideway Sc Sch Jennifer Scrine, Rachel Scanlan, Kate Thorne, Katya De Gentile-Williams, [Cox] Jessica Saunders	W.4+	01:52.56 [4]	03:47.51 (01:54.95) [5]	05:41.87 (01:54.36) [3]	07:36.50 (01:54.63) 02.99	44 Final
4	6	ZNU (B) NUI Galway BC Aisling Nolan, Ailbhe NÁ- Griofa, Sorcha O'Donnell, Shannon Sheridian, [Cox] Johanna Walsh	W.4+	01:51.60 [3]	03:47.29 (01:55.69) [4]	05:44.28 (01:56.99) [4]	07:41.13 (01:56.85) 04.63	
5	3	ZDT (A) Dublin U Ladies Susie O' Neill, Ellen Clohessy, Maria Kennedy, Aine Kennedy, [Cox] Aoife Reid	W.4+	01:53.48 [6]	03:46.93 (01:53.45) [3]	05:44.55 (01:57.62) [5]	07:41.75 (01:57.20) 00.62	
6	4	EXU Exeter Univ Sophie Taylor, Amy Louise Ward, Caitlin Kickham, Emily Batchelor, [Cox] Sophie Wrixon	W.4+	01:54.05 [7]	03:49.85 (01:55.80) [6]	05:48.65 (01:58.80) [6]	07:46.48 (01:57.83) 04.73	
7	5	NEW Newcastle Univ Christina Castledine, Charlotte Penrose, Victoria Chamberlain, Kathleen Blake, [Cox] Sophie Grisewood	W.4+	01:53.04 [5]	03:50.38 (01:57.34) [7]	05:50.11 (01:59.73) [7]	07:51.09 (02:00.98) 04.61	

Metropolitan Amateur Regatta (Sat)

Race 19

Quad Sculls Tier 2

Final



Posn	Lane	Club		500m	1000m	1500m	Finish	Next
1	6	MBC Molesey BC Dominic Jackson, Dave Bell, Cormac Molloy, Rory Harris	4x-	01:27.71 [1]	02:56.68 (01:28.97) [1]	04:29.35 (01:32.67) [1]	DNA -	
2	2	ZCD/ ZCR/ ZFS University Coll Dublin RC/ Com... Jake McCarthy (ZFS), Shane O'Connell (ZCD), Andrew Goff (ZCD), Niall Beggan (ZCR)	4x-	01:30.83 [2]	03:00.57 (01:29.74) [2]	04:34.06 (01:33.49) [2]	06:01.05 (01:26.99)	
3	3	RDU (A) Reading Univ Robert McPherson, Simon Williamson, Franklin Hamilton, Christian Dove	4x-	01:31.02 [3]	03:01.72 (01:30.70) [3]	04:38.17 (01:36.45) [3]	06:04.84 (01:26.67) 03.79	
4	4	LDR Leander Club Thomas Placidi, Cameron Forsythe, Tom Ballinger, Robby Crowther	4x-	01:31.23 [4]	03:03.57 (01:32.34) [4]	04:38.53 (01:34.96) [4]	06:10.78 (01:32.25) 05.94	
5	1	RDG (A) Reading RC Richard Laney, Will Robinson, Nicholas Musson, Nick Brown	4x-	01:32.97 [5]	03:09.57 (01:36.60) [5]	04:51.39 (01:41.82) [5]	06:32.58 (01:41.19) 21.80	

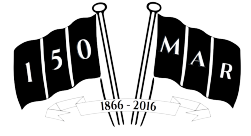
Metropolitan Amateur Regatta (Sat)

Race 20

Coxless Fours Tier 3

Heat 1

3 to F



Posn	Lane	Club		500m	1000m	1500m	Finish	Next
1	2	NOW (B) Northwich RC Joseph Anderson, Finnian Lawton, Harry Taylor, George Lawton	4-	01:34.11 [1]	03:10.15 (01:36.04) [1]	04:47.48 (01:37.33) [1]	06:25.82 (01:38.34)	52 Final
2	7	MHD Maidenhead RC Robert Smith, William Cranston, Tim Wallis-Caddell, Ross McCoriston	4-	01:34.57 [2]	03:13.41 (01:38.84) [2]	04:54.47 (01:41.06) [2]	06:33.42 (01:38.95) 07.60	52 Final
3	6	RDG (B) Reading RC Gareth Williams, S Clarke, Robert Leech, Charlie Newbould	4-	01:36.85 [4]	03:16.44 (01:39.59) [4]	04:59.17 (01:42.73) [4]	06:39.41 (01:40.24) 05.99	52 Final
4	3	YRK (B) York City RC Patrick Evans, Andrew Wilkinson, Daniel Lewis, Benjamin Bollans	4-	01:36.59 [3]	03:15.79 (01:39.20) [3]	04:58.94 (01:43.15) [3]	06:41.49 (01:42.55) 02.08	
5	5	MBC (C) Molesey BC Ashley Cowley, Cledwyn Ellison, William Hetherington, James Phillips	4-	01:39.06 [6]	03:20.84 (01:41.78) [6]	05:03.97 (01:43.13) [5]	06:44.13 (01:40.16) 02.64	
6	1	AKN (A) Auriol Ken James Dickinson, Cameron Graham, Sebastian Frechtling, Mark Mearing-Smith	4-	01:38.33 [5]	03:20.24 (01:41.91) [5]	05:04.78 (01:44.54) [6]	06:49.04 (01:44.26) 04.91	
7	4	CBS Cambois RC Jamie Young, Lee McCarron, Richard Fergie, Jamie McCarron	4-	01:39.30 [7]	03:21.73 (01:42.43) [7]	05:07.20 (01:45.47) [7]	06:52.92 (01:45.72) 03.88	

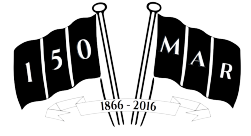
Metropolitan Amateur Regatta (Sat)

Race 21

Coxless Fours Tier 3

Heat 2

3 to F



Posn	Lane	Club		500m	1000m	1500m	Finish	Next
1	4	CBR (B) Bristol City Cameron Smith, James Wadsworth, Will Japp, Edward Piercy	4-	01:31.96 [1]	03:09.30 (01:37.34) [1]	04:51.52 (01:42.22) [1]	06:31.56 (01:40.04)	52 Final
2	2	CUR (A) Curlew RC Connor Austin, Toby Churchus, Alexander Gibbons, Michael Scott	4-	01:35.51 [3]	03:13.79 (01:38.28) [2]	04:55.86 (01:42.07) [2]	06:33.41 (01:37.55) 01.85	52 Final
3	7	MBC (B) Molesey BC Robin Mould, Aaron Wilkins, Adam Heayberd, William Johnston	4-	01:33.96 [2]	03:14.08 (01:40.12) [3]	04:57.15 (01:43.07) [4]	06:35.29 (01:38.14) 01.88	52 Final
4	1	TSS (B) Tideway Sc Sch Tom Jenkins, Paul Bruce, Dimeji Ogunyoye, James Budenberg	4-	01:35.87 [4]	03:15.02 (01:39.15) [4]	04:56.94 (01:41.92) [3]	06:47.72 (01:50.78) 12.43	
5	3	SUA (B) Stratford Avon Harpreet Mander, Oliver Smith, Benjamin Smith, Alastair Collier	4-	01:37.74 [6]	03:19.18 (01:41.44) [5]	05:04.00 (01:44.82) [5]	06:54.27 (01:50.27) 06.55	
6	5	RDG (D) Reading RC Luke Grundy, Henry Stevens, James Batchelor, Michael Croll	4-	01:37.21 [5]	03:20.36 (01:43.15) [6]	05:08.11 (01:47.75) [6]	07:05.87 (01:57.76) 11.60	
7	6	PTR (B) Putney Town Ewan Maddock, Cyrille Martin, Phillip Pollard, Samuel Russell	4-	01:42.39 [7]	03:26.51 (01:44.12) [7]	05:16.83 (01:50.32) [7]	07:05.87 (01:49.04)	

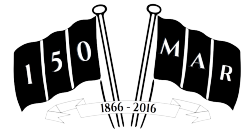
Metropolitan Amateur Regatta (Sat)

Race 22

Single Sculls Tier 4

Heat 1

3 to F



Posn	Lane	Club		500m	1000m	1500m	Finish	Next
1	3	IEL Isle of Ely RC George Bourne	1x	01:42.61 [1]	03:34.23 (01:51.62) [1]	05:28.61 (01:54.38) [1]	07:23.05 (01:54.44)	54 Final
2	5	ZCK Cork BC Barry O'Flynn	1x	01:46.32 [2]	03:39.04 (01:52.72) [2]	05:35.25 (01:56.21) [2]	07:28.60 (01:53.35) 05.55	54 Final
3	6	PMB Pembroke Oxford Edward Rolls	1x	01:48.29 [3]	03:41.40 (01:53.11) [3]	05:37.30 (01:55.90) [3]	07:30.28 (01:52.98) 01.68	54 Final
4	4	ZCK Cork BC Cian O'Sullivan	1x	01:49.31 [4]	03:44.02 (01:54.71) [4]	05:40.82 (01:56.80) [4]	07:32.30 (01:51.48) 02.02	
DNS	2	ZCK Cork BC Barry Connolly	1x					


Metropolitan Amateur Regatta (Sat)

Race 23

Single Sculls Tier 4

Heat 2

3 to F



Posn	Lane	Club		500m	1000m	1500m	Finish	Next
1	2	RDU Reading Univ Luke Reiser	lx	01:48.95 [1]	03:44.56 (01:55.61) [1]	05:41.61 (01:57.05) [1]	07:35.21 (01:53.60)	54 Final
2	5	MBC Molesey BC Sylvain Boyer	lx	01:50.12 [2]	03:46.48 (01:56.36) [2]	05:42.72 (01:56.24) [2]	07:39.58 (01:56.86) 04.37	54 Final
3	6	UTC Upper Thames RC Robert Moles	lx	01:54.64 [4]	03:49.43 (01:54.79) [4]	05:45.13 (01:55.70) [3]	07:44.20 (01:59.07) 04.62	54 Final
4	4	MBC Molesey BC Duncan McLellan	lx	01:51.85 [3]	03:48.83 (01:56.98) [3]	05:48.30 (01:59.47) [4]	07:49.35 (02:01.05) 05.15	
5	3	UTC Upper Thames RC Tim Senior	lx	02:00.83 [5]	04:03.23 (02:02.40) [5]	06:08.90 (02:05.67) [5]	08:15.83 (02:06.93) 26.48	


Metropolitan Amateur Regatta (Sat)

Race 24

Women's Single Sculls Tier 4

Heat 1

3 to F



Posn	Lane	Club		500m	1000m	1500m	Finish	Next
1	7	TSS Tideway Sc Sch Gabby Cutler	W.1x	02:00.51 [4]	04:03.59 (02:03.08) [3]	06:10.73 (02:07.14) [2]	08:16.59 (02:05.86)	55 Final
2	5	GRF Greenbank Sarah E Lewis	W.1x	01:55.44 [1]	04:00.00 (02:04.56) [1]	06:10.02 (02:10.02) [1]	08:17.74 (02:07.72) 01.15	55 Final
3	4	ZQL Queens U Ladies Olivia Blundell	W.1x	01:57.47 [2]	04:02.37 (02:04.90) [2]	06:13.65 (02:11.28) [3]	08:21.68 (02:08.03) 03.94	55 Final
4	3	CNN Cambridge 99 Catherine Watson	W.1x	01:58.68 [3]	04:05.99 (02:07.31) [4]	06:17.33 (02:11.34) [4]	08:25.36 (02:08.03) 03.68	
5	6	NRC Nottingham RC Fleur TavarÃ©	W.1x	02:04.91 [5]	04:12.11 (02:07.20) [6]	06:22.18 (02:10.07) [5]	08:28.61 (02:06.43) 03.25	
6	2	WRR Worcester RC Eloise Foulds	W.1x	02:05.16 [6]	04:11.24 (02:06.08) [5]	06:23.83 (02:12.59) [6]	08:31.66 (02:07.83) 03.05	
8	1	SPG St Paul's Girls Lucinda Douse	W.1x	02:06.92 [7]	04:16.59 (02:09.67) [7]	06:29.28 (02:12.69) [7]	08:38.98 (02:09.70) 07.32	

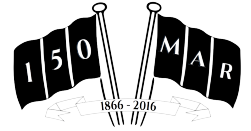
Metropolitan Amateur Regatta (Sat)

Race 25

Women's Single Sculls Tier 4

Heat 2

3 to F



Posn	Lane	Club		500m	1000m	1500m	Finish	Next
1	4	BAU Bath Univ Laura Macro	W.1x	01:53.77 [1]	03:56.88 (02:03.11) [1]	06:02.38 (02:05.50) [1]	08:06.94 (02:04.56)	55 Final
2	2	GRO Grosvenor RC Lucy Iball	W.1x	01:57.12 [2]	03:58.63 (02:01.51) [2]	06:04.17 (02:05.54) [2]	08:09.60 (02:05.43) 02.66	55 Final
3	1	GHP Glos Hartpury Bryony Lawrence	W.1x	01:58.15 [3]	04:03.13 (02:04.98) [3]	06:13.11 (02:09.98) [3]	08:21.85 (02:08.74) 12.25	55 Final
4	3	UBR Bristol Univ Teuntje Tijssen	W.1x	01:58.52 [4]	04:08.54 (02:10.02) [4]	06:18.95 (02:10.41) [4]	08:26.68 (02:07.73) 04.83	
5	7	ZNU NUI Galway BC Ellen Ormsby	W.1x	02:05.88 [5]	04:19.61 (02:13.73) [5]	06:33.96 (02:14.35) [5]	08:46.73 (02:12.77) 20.05	
6	6	GLW Glasgow RC Robyn Brogan	W.1x	02:10.30 [6]	04:22.63 (02:12.33) [6]	06:37.73 (02:15.10) [6]	08:51.62 (02:13.89) 04.89	
7	5	TNT 1927 BC Sarah Harbour	W.1x	02:10.49 [7]	04:24.48 (02:13.99) [7]	06:40.90 (02:16.42) [7]	08:57.00 (02:16.10) 05.38	


Metropolitan Amateur Regatta (Sat)

Race 26

Women's Double Sculls Tier 3

Heat 1

3 to F



Posn	Lane	Club		500m	1000m	1500m	Finish	Next
1	2	TSS (C) Tideway Sc Sch Thea Adamson, Elizabeth Williams	W.2x	01:48.28 [1]	03:44.14 (01:55.86) [1]	05:43.85 (01:59.71) [1]	07:40.25 (01:56.40)	56 Final
2	5	IMP Imperial Coll Jowita Mieszkowska, Kathryn Barnhill	W.2x	01:51.81 [3]	03:49.92 (01:58.11) [3]	05:48.49 (01:58.57) [3]	07:42.73 (01:54.24) 02.48	56 Final
3	3	BAU Bath Univ Megan Stoker, Carlotta Broglia	W.2x	01:50.25 [2]	03:46.15 (01:55.90) [2]	05:46.15 (02:00.00) [2]	07:44.11 (01:57.96) 01.38	56 Final
4	4	NEW Newcastle Univ Elvira Drummond, Sofia Turner	W.2x	01:55.56 [4]	03:52.79 (01:57.23) [4]	05:53.07 (02:00.28) [4]	07:51.33 (01:58.26) 07.22	
5	6	ARD Ardingly RC Hope Warren, Caroline Reed	W.2x	01:56.12 [5]	03:54.23 (01:58.11) [5]	05:57.21 (02:02.98) [5]	07:57.99 (02:00.78) 06.66	
6	1	PTR Putney Town Karen Shepherd, Cecile Auty-Jacklin	W.2x	01:56.95 [6]	04:11.49 (02:14.54) [6]	06:20.32 (02:08.83) [6]	08:29.26 (02:08.94) 31.27	

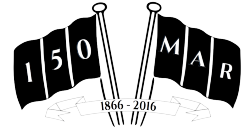
Metropolitan Amateur Regatta (Sat)

Race 27

Women's Double Sculls Tier 2

Heat 2

3 to F



Posn	Lane	Club		500m	1000m	1500m	Finish	Next
1	6	LER Leicester RC Aoife Holohan, Louise TORT	W.2x	01:56.26 [3]	03:54.08 (01:57.82) [2]	05:52.53 (01:58.45) [1]	08:03.57 (02:11.04)	56 Final
2	5	MBC (A) Molesey BC Hannah Foxley, Marie Grant	W.2x	01:55.28 [1]	03:53.37 (01:58.09) [1]	05:53.40 (02:00.03) [2]	08:10.08 (02:16.68) 06.51	56 Final
3	3	UBI Birmingham Univ Isobel Haig, Emily Hutchinson	W.2x	01:55.90 [2]	03:55.68 (01:59.78) [3]	05:56.69 (02:01.01) [3]	08:28.72 (02:32.03) 18.64	56 Final
4	1	WRR Worcester RC Lucy Powell, Megan Price	W.2x	01:58.49 [5]	03:59.41 (02:00.92) [4]	06:03.45 (02:04.04) [4]	08:28.72 (02:25.27)	
5	2	AGE Agecroft RC Lauren Barclay, Jessica Swindells	W.2x	01:57.82 [4]	04:01.75 (02:03.93) [5]	06:07.56 (02:05.81) [5]	08:28.72 (02:21.16)	
6	4	CFC (B) Cardiff City RC Victoria Self, Carmen Bedford	W.2x	01:58.20 [6]	04:05.02 (02:06.82) [6]	06:16.94 (02:11.92) [6]	08:28.72 (02:11.78)	


Metropolitan Amateur Regatta (Sat)

Race 28

Lightweight Single Sculls

Heat 1

3 to F



Posn	Lane	Club		500m	1000m	1500m	Finish	Next
1	3	LDR Leander Club Jonathan Jackson	Lwt. 1x	01:44.34 [1]	03:32.94 (01:48.60) [1]	05:29.73 (01:56.79) [1]	07:24.09 (01:54.36)	60 Final
2	4	CNN Cambridge 99 Henk-Jaap Wagenaar	Lwt. 1x	01:47.62 [3]	03:38.28 (01:50.66) [2]	05:34.41 (01:56.13) [2]	07:25.43 (01:51.02) 01.34	60 Final
3	6	ZNU NUI Galway BC Tom Dillon	Lwt. 1x	01:47.97 [4]	03:40.15 (01:52.18) [4]	05:36.45 (01:56.30) [3]	07:33.07 (01:56.62) 07.64	60 Final
4	5	SCU Strathclyde U Ben Parsonage	Lwt. 1x	01:45.15 [2]	03:38.87 (01:53.72) [3]	05:41.90 (02:03.03) [4]	07:43.01 (02:01.11) 09.94	
DNS	2	WBS Windsor Boys Sam Bodkin	1x					

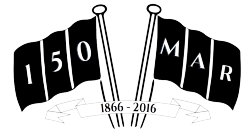
Metropolitan Amateur Regatta (Sat)

Race 29

Lightweight Single Sculls

Heat 2

3 to F




Posn	Lane	Club		500m	1000m	1500m	Finish	Next
1	2	ZQU Queens Belfast Miles Taylor	Lwt. lx	01:48.32 [1]	03:41.09 (01:52.77) [1]	05:40.35 (01:59.26) [1]	07:38.46 (01:58.11)	60 Final
2	4	CHR Christchurch RC Joseph Livy	Lwt. lx	01:55.38 [2]	03:47.03 (01:51.65) [2]	05:48.68 (02:01.65) [2]	07:52.49 (02:03.81) 14.03	60 Final
3	5	TRC Thames RC Philip Lee	Lwt. lx	05:19.21 [3]	03:49.30 - [3]	05:55.59 (02:06.29) [3]	07:58.93 (02:03.34) 06.44	60 Final
4	3	EAR Earith SC Alexander Carter	Lwt. lx	05:22.57 [4]	04:08.34 - [4]	06:28.69 (02:20.35) [4]	08:40.04 (02:11.35) 41.11	

Metropolitan Amateur Regatta (Sat)

Race 30

Single Sculls Tier 2

Final




Posn	Lane	Club		500m	1000m	1500m	Finish	Next
1	2	IMP Imperial Coll Harry Uglow	1x	06:36.70 [2]	03:30.76 [1]	05:23.08 (01:52.32) [1]	07:14.18 (01:51.10)	
2	6	WBS Windsor Boys Sam Bodkin	1x	06:43.67 [4]	03:38.57 [2]	05:33.18 (01:54.61) [2]	07:14.65 (01:41.47) 00.47	
3	1	BRX Broxbourne RC Matthew Day	1x	06:45.61 [6]	03:39.48 [3]	05:34.28 (01:54.80) [3]	07:24.42 (01:50.14) 09.77	
4	5	UTC Upper Thames RC Thomas Carter	1x	06:40.85 [3]	03:41.81 [4]	05:36.27 (01:54.46) [4]	07:25.14 (01:48.87) 00.72	
5	4	BAU Bath Univ Thomas Stace	1x	06:35.08 [1]	03:42.37 [5]	05:39.93 (01:57.56) [5]	07:25.78 (01:45.85) 00.64	
6	3	TSS Tideway Sc Sch Jack Keech	1x	06:45.18 [5]	03:47.51 [6]	05:43.97 (01:56.46) [6]	07:35.92 (01:51.95) 10.14	

Metropolitan Amateur Regatta (Sat)

Race 31

Women's Quad Sculls Tier 2

Final




Posn	Lane	Club		500m	1000m	1500m	Finish	Next
1	4	IEL Isle of Ely RC Helena O'Donnell, Rebecca Welch, Kate Lyster, Molly Johnson	W.4x-	12:41.86 [3]	03:22.92 - [1]	05:08.53 (01:45.61) [1]	06:53.46 (01:44.93)	
2	2	RDU (A) Reading Univ Poppy Durkan, Megan Park, Lucy Ryan, Loretta Grove	W.4x-	12:38.93 [1]	03:25.04 - [2]	05:10.91 (01:45.87) [2]	06:57.00 (01:46.09) 03.54	
3	7	SPG St Paul's Girls Helen Elizabeth Kirkpatrick, Lara Emma Catherine Valt, Nicola kate Lawless, Aurelia Cowan	W.4x-	DNA	03:31.85 (03:31.85) [3]	05:21.50 (01:49.65) [3]	07:10.02 (01:48.52) 13.02	
4	5	RDU (B) Reading Univ Anna Smart, Maddie Archer, Amy Fuller, Victoria Norton	W.4x-	12:43.59 [6]	03:33.74 - [4]	05:23.79 (01:50.05) [4]	07:12.30 (01:48.51) 02.28	
5	6	RDU (C) Reading Univ Molly Regan, Gina Tarpey, Amber Mayall, Helen Such	W.4x-	12:39.27 [2]	03:39.40 - [5]	05:35.26 (01:55.86) [5]	07:29.54 (01:54.28) 17.24	
6	1	GUI Guildford RC Jackie Johnson, Emma-Lucy Pinchbeck, Lenka Higley, Annika Gleichmann	W.4x-	12:42.69 [5]	03:43.13 - [6]	05:38.46 (01:55.33) [6]	07:33.97 (01:55.51) 04.43	
7	3	DUR Durham ARC Elizabeth Law, Taya Parker-Mian, Emma Lyons, Elizabeth Holmes	W.4x-	12:42.21 [4]	03:43.61 - [7]	05:40.81 (01:57.20) [7]	07:38.44 (01:57.63) 04.47	



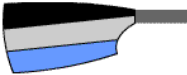




Metropolitan Amateur Regatta (Sat)

Race 32

Women's Coxless Fours Championship

Final




Posn	Lane	Club		500m	1000m	1500m	Finish	Next
1	6	IMP/ ULO	W.4-	DNA	03:19.88 (03:19.88)	05:03.26 (01:43.38)	06:42.81 (01:39.55)	
		 Imperial Coll/ London Univ Alessandra French (ULO), Isobel Powell (IMP), Charlotte Hodgkins-Byrne (ULO), Georgia Statham (ULO)			[1]	[1]		
2	1	DUB (A)	W.4-	DNA	03:21.26 (03:21.26)	05:04.53 (01:43.27)	06:45.24 (01:40.71)	
		 Durham Univ Rebekka Hodson, Helena Barton, Lauren Irwin, Hanna Gailis Intjore			[2]	[2]	02.43	
3	5	IMP	W.4-	DNA	03:22.23 (03:22.23)	05:08.13 (01:45.90)	06:52.10 (01:43.97)	
		 Imperial Coll Natalie Long, Joanna Thom, Meghann Jackson, Maddalena Ardissino			[3]	[3]	06.86	
4	3	TSS (B)	W.4-	DNA	03:25.48 (03:25.48)	05:11.65 (01:46.17)	06:55.38 (01:43.73)	
		 Tideway Sc Sch Rachel Francis, Charlotte Dexter, Rowi Mortimer, Anna Terry			[4]	[4]	03.28	
5	4	ZCR	W.4-	DNA	03:27.23 (03:27.23)	05:12.69 (01:45.46)	06:55.81 (01:43.12)	
		 Commercial RC martina bracken, edel gary, naomi fearon, ruth morris			[5]	[5]	00.43	
6	7	ZCK	W.4-	DNA	03:33.74 (03:33.74)	05:23.28 (01:49.54)	07:11.10 (01:47.82)	
		 Cork BC Frances Judge, Linda Murphy, Grace Collins, Lisa Dilleen			[7]	[6]	15.29	
7	2	DUB (B)	W.4-	DNA	03:32.64 (03:32.64)	05:23.61 (01:50.97)	07:14.65 (01:51.04)	
		 Durham Univ Lucinda Ellaway-Bell, Ellen Roberts, Amy Polglase, Helena Louise Lang			[6]	[7]	03.55	

Metropolitan Amateur Regatta (Sat)

Race 33

Coxed Fours Championship

Final




Posn	Lane	Club		500m	1000m	1500m	Finish	Next
1	2	IMP (A) Imperial Coll Oliver Hines, Tristan Vouilloz, Toby Heaton, Jack Walsh, [Cox] Christopher Au	4+	DNA	03:05.36 (03:05.36)	04:46.81 (01:41.45)	06:16.51 (01:29.70)	
2	1	SAN St Andrew BC Gregor Maxwell, Findlay Ralley, Kieran Tierney, Graham Ord, [Cox] Helena Watson	4+	DNA	03:11.15 (03:11.15)	04:47.38 (01:36.23)	06:24.04 (01:36.66)	07.53
3	6	ZNU (B) NUI Galway BC Brion O'Rourke, Eoghan Whittle, Jack Bennett, Oisín Nolan, [Cox] Barry Murphy	4+	DNA	DNA	DNA	DNA	
4	3	ZDU (A) Dublin University BC Liam Hawkes, Josh Norton, Liadov Andrej, Patrick Moreau, [Cox] Hamilton Rowan	4+	DNA	03:10.11 (03:10.11)	04:48.02 (01:37.91)	06:28.85 (01:40.83)	
5	5	MBC (A) Molesey BC Andy Warren, Rhys Westall, Kenneth Gray, Andrew Turner, [Cox] Jonna de Vries	4+	DNA	03:13.29 (03:13.29)	04:51.65 (01:38.36)	06:39.02 (01:47.37)	10.17
6	4	ZCD University Coll Dublin RC Sam Bolger, Andrew Griffin, Eoin Gleeson, Ross Thompson, [Cox] Orlagh Reid	4+	DNA	03:13.45 (03:13.45)	04:57.46 (01:44.01)	06:39.02 (01:41.56)	

Metropolitan Amateur Regatta (Sat)

Race 34

Eights Tier 2

Final




Posn	Lane	Club		500m	1000m	1500m	Finish	Next
1	5	ETN (A) Eton Coll Charles Pearson, Alexander Boardman, Francis Baring, Noah Norman, Patrick Adams, Felix Drinkall, Oscar Carr-Middleton, Max Ridgewell, [Cox] George Cozens	8+	01:26.85 [3]	02:54.72 (01:27.87) [2]	04:23.21 (01:28.49) [1]	05:49.49 (01:26.28)	
2	4	SAA Star & Arrow Tom Wiblin, Patrick George, Harry Higginbottom, James Fox, Jonathan Cameron, Callum Johnson, Chris Ray, Bertie Woodward-Fisher, [Cox] Samuel Royston	8+	01:27.20 [4]	02:55.80 (01:28.60) [3]	04:25.19 (01:29.39) [3]	05:51.24 (01:26.05) 01.75	
3	3	RAD (A) Radley Coll Freddie Corner, Freddie Elwes, Max Dunlap, William Heagerty, Luke Miles, Archie McChesney, Max Senior, Edward Rae Smith, [Cox] Matthew Dawson	8+	01:25.50 [1]	02:53.90 (01:28.40) [1]	04:23.87 (01:29.97) [2]	05:51.74 (01:27.87) 00.50	
4	2	TRC (B) Thames RC Simon Moss, Joe Abdalla, Nicholas Pusinelli, Andrew Gordon, Charlie Bouch, Sam Thornton, Huw Jones, Sebastien Tyrie, [Cox] Emily Burge	8+	01:27.79 [5]	02:56.44 (01:28.65) [4]	04:26.42 (01:29.98) [5]	05:52.96 (01:26.54) 01.22	
5	6	AGE (A) Agecroft RC Andrew Thomas, Tristan Hollis, Thomas Buckley, Rory O'Neill, Sean Szekely, John Ford, Benedict Adey-Johnson, Jack Roe, [Cox] Lucy Masters	8+	01:26.48 [2]	02:57.11 (01:30.63) [5]	04:25.97 (01:28.86) [4]	05:56.01 (01:30.04) 03.05	
6	7	TSS Tideway Sc Sch Rob Hogan, Sean Blake, Robert Muscroft, Lewis Van Diggele, Robert Hodgson, Samuel Anderson, Edward Beckett, Kieran Brown, [Cox] Ruairidh MacPhee	8+	01:28.72 [6]	02:58.17 (01:29.45) [6]	04:29.36 (01:31.19) [6]	05:59.00 (01:29.64) 02.99	

Metropolitan Amateur Regatta (Sat)

Race 35

Eights Tier 4

Final




Posn	Lane	Club		500m	1000m	1500m	Finish	Next
1	4	RCH (A) Royal Chester Fraser Morgan, Henry William McGarva, Peter Dean, Daniel Weatherly, Harrison Hunter, Thomas Rushton, Alexander Constantinou, John Hedley McGarva, [Cox] Abigail Sanders	8+	01:29.23 [1]	03:00.70 (01:31.47) [1]	04:33.51 (01:32.81) [1]	06:03.21 (01:29.70)	
2	3	NRC Nottingham RC Hamish Hughes, Toby Piggott, Matthew Bowles, Adam Wright, George Rymell, Stephen Bennett, Ben Farrell, James Doleman, [Cox] Sophie Jones	8+	01:31.50 [2]	03:02.90 (01:31.40) [2]	04:35.03 (01:32.13) [2]	06:03.93 (01:28.90) 00.72	
3	5	JEO Jesus Coll Oxf John Gardner, Iolo Jones, Robert Strachan, Hugo Markland, Thomas de Sousa, Keir Bowater, Andrew Everall, Tom Commins, [Cox] Iona Gilby	8+	01:31.81 [3]	03:03.97 (01:32.16) [3]	04:39.65 (01:35.68) [3]	DNA -	
4	6	LEE (A) Leeds RC Androioannis Lorentzatos, Mark Tarrant, Lewis Marston, Conor Vincent, James Tipper, Daniel Humphrey, Vasileios Athanasiadis, Theodosios Travlos, [Cox] Jasmine Jones	8+	01:33.60 [5]	03:05.79 (01:32.19) [4]	04:40.41 (01:34.62) [4]	DNA -	
5	7	EXU (B) Exeter Univ Fergus Shegog, Cameron Murray, Ben Shaw, James Manton, James Shaw, John Hunt, Angus Irvine, Charles Scott, [Cox] Edward Mills	8+	01:32.27 [4]	03:06.34 (01:34.07) [5]	04:42.35 (01:36.01) [5]	DNA -	
6	2	DUB Durham Univ Matthew Roe, Harry Cox, Lachie Ives, George Cansdale, Lloyd Barron-Robinson, Christian Palmer, Lucas Rodd, Benjamin Evans, [Cox] Fiona Hardyman	8+	01:33.98 [6]	03:08.62 (01:34.64) [6]	04:45.19 (01:36.57) [6]	06:16.79 (01:31.60)	





Metropolitan Amateur Regatta (Sat)

Race 36

Coxed Fours Tier 3

Final




Posn	Lane	Club		500m	1000m	1500m	Finish	Next
1	5	DUB (A)	4+	01:33.17	03:12.54	04:54.52	06:33.20	
		 Durham Univ			(01:39.37)	(01:41.98)	(01:38.68)	
		Max Robinson, Oscar Lindsay, Danylo Gorenkin, Leon Langmead, [Cox] Eleanor Robson		[1]	[1]	[1]		
2	4	DUB (B)	4+	01:36.46	03:17.19	04:59.62	06:38.64	
		 Durham Univ			(01:40.73)	(01:42.43)	(01:39.02)	
		Chris Rimmer, Joseph Johansen, Patrick Kinch, James Vogel, [Cox] Benjamin Rich		[2]	[2]	[2]	05.44	
3	6	SUA (A)	4+	01:38.80	03:21.41	05:04.10	06:44.91	
		 Stratford Avon			(01:42.61)	(01:42.69)	(01:40.81)	
		Edward Lewry, Thomas Coles, Ben Twiney, Christopher Thomas, [Cox] Eleanor Willetts		[4]	[4]	[3]	06.27	
4	3	ZCK	4+	01:38.36	03:21.19	05:05.57	06:47.69	
		 Cork BC			(01:42.83)	(01:44.38)	(01:42.12)	
		Tomas Power, Sean O'Sullivan, Joe Kearney, Neil McCarthy, [Cox] Siobhan Egan		[3]	[3]	[4]	02.78	

Metropolitan Amateur Regatta (Sat)

Race 37

Coxless Fours Tier 5

Final




Posn	Lane	Club		500m	1000m	1500m	Finish	Next
1	4	RAM Radley Mariners R Gearing, Finlay Gronmark, Alexander Richardson, T Gearing	4-	01:37.11 [2]	03:15.46 (01:38.35) [3]	04:54.67 (01:39.21) [1]	06:31.02 (01:36.35)	
2	6	CFC (A) Cardiff City RC Shane Ahearne, Matthew Nicholls, Rhys Paul, Adrien Grubb	4-	01:37.38 [3]	03:14.65 (01:37.27) [2]	04:55.06 (01:40.41) [2]	06:31.80 (01:36.74) 00.78	
3	5	TYN (A) Tyne RC Serkan Turkmen, A J Musgrave, Danny Hunter, Henry Galbraith	4-	01:35.02 [1]	03:13.95 (01:38.93) [1]	04:56.29 (01:42.34) [3]	06:36.20 (01:39.91) 04.40	
4	3	DAT Dart Totnes ARC Harry Walker, Matthew Heming, Tom Walton, Harrison Skinner	4-	01:37.77 [4]	03:16.35 (01:38.58) [4]	04:58.08 (01:41.73) [4]	06:37.40 (01:39.32) 01.20	
5	2	LLA Llandaff RC Edward Lewis, Alexander Lawrence, Matthew Virden, Steffan Evans	4-	01:39.68 [6]	03:18.17 (01:38.49) [5]	04:59.77 (01:41.60) [5]	06:41.48 (01:41.71) 04.08	
6	7	CNN Cambridge 99 Nathan Ryan, Friso van Gent, Robert Sargent, Rhidian Maltby	4-	01:39.42 [5]	03:23.77 (01:44.35) [6]	05:13.61 (01:49.84) [6]	07:07.75 (01:54.14) 26.27	

Metropolitan Amateur Regatta (Sat)

Race 38

Coxed Fours Tier 5

Final




Posn	Lane	Club		500m	1000m	1500m	Finish	Next
1	6	GLU Glasgow Univ Morgan Serpell, Calum Sinclair, Iain McLaughlin, Gerard Gallagher, [Cox] Rebecca Vest	4+	01:41.25 [2]	03:21.66 (01:40.41) [2]	05:02.56 (01:40.90) [2]	06:40.30 (01:37.74)	
2	5	CNN Cambridge 99 Edward Gardiner, Dominic Bennett, Nicholas Thorn, Helge Dietert, [Cox] Lily Chan	4+	01:40.97 [1]	03:20.85 (01:39.88) [1]	05:01.70 (01:40.85) [1]	06:40.67 (01:38.97) 00.37	
3	4	AGE (A) Agecroft RC Adam Godfrey, David Bentham, Nick Morrey, Oliver Uttley, [Cox] Annabel Pooley	4+	01:42.67 [5]	03:23.27 (01:40.60) [4]	05:04.83 (01:41.56) [3]	06:46.43 (01:41.60) 05.76	
4	3	BOU Bournemouth Un Liam Steele, Jacob Manson, James Lambton-Heys, Gian-Luc Angiolini, [Cox] Laura Sutton	4+	01:42.00 [3]	03:22.99 (01:40.99) [3]	05:06.60 (01:43.61) [4]	06:48.31 (01:41.71) 01.88	
5	2	WAR Warwick BC Andrew Collett, Michael Hourigan, Patrick Hourigan, Philip Tonkin, [Cox] Samantha Wesley	4+	01:47.17 [6]	03:25.84 (01:38.67) [6]	05:10.95 (01:45.11) [6]	06:52.15 (01:41.20) 03.84	
6	7	RCH Royal Chester Matthew Webb, David Barstow, Harry Ballard, Jonathan Jamshed, [Cox] Jessica Bromley	4+	01:42.34 [4]	03:24.52 (01:42.18) [5]	05:10.47 (01:45.95) [5]	06:53.90 (01:43.43) 01.75	




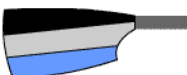


Metropolitan Amateur Regatta (Sat)

Race 39

Women's Coxed Fours Championship

Final




Posn	Lane	Club		500m	1000m	1500m	Finish	Next
1	5	LEA (B)	W.4+	01:46.56	03:38.21	05:31.49	07:20.60	
		 Lea RC			(01:51.65)	(01:53.28)	(01:49.11)	
		Rebecca Minnich, Lucy Stackpool-Moore, Lizzie Chapman, Caroline Newbury, [Cox] Nicola Shepherd		[2]	[2]	[1]		
2	1	GLT (A)	W.4+	01:46.18	03:37.56	05:32.57	07:22.97	
		 Godolphin Lat			(01:51.38)	(01:55.01)	(01:50.40)	
		Elizabeth Gay, Clare Peterson, Carlotta Blamey-Beccaria, Emily Lindberg, [Cox] Libby Ross		[1]	[1]	[2]	02.37	
3	4	AKN (B)	W.4+	01:48.69	03:41.22	05:36.21	07:25.82	
		 Auriol Ken			(01:52.53)	(01:54.99)	(01:49.61)	
		Joanna Innes-Hopkins, Angela Hitchens, Katherine Pankhurst, Tamara Zwaagstra, [Cox] Chris Williamson		[5]	[4]	[4]	02.85	
4	2	IMP	W.4+	01:48.39	03:40.92	05:35.98	07:26.77	
		 Imperial Coll			(01:52.53)	(01:55.06)	(01:50.79)	
		Heather Walker, Rachel Snow, Eleanor Disney, Philippa England, [Cox] Rebecca Rowe		[4]	[3]	[3]	00.95	
5	6	COX (B)	W.4+	01:47.07	03:41.50	05:37.58	07:30.22	
		 Oxford City			(01:54.43)	(01:56.08)	(01:52.64)	
		Louisa Taylor, Lucy Martin, Caitlin Armstrong, Corinne Larkworthy, [Cox] Suzanna Drohan		[3]	[5]	[5]	03.45	
6	3	DUB (A)	W.4+	01:51.46	03:46.24	05:44.20	07:43.95	
		 Durham Univ			(01:54.78)	(01:57.96)	(01:59.75)	
		Francesca Quinn, Gabriella Hatfield, Megan Lillington, Kate Lillington, [Cox] Abigail Riley		[6]	[6]	[6]	13.73	

Metropolitan Amateur Regatta (Sat)

Race 40

Coxless Pairs Tier 2

Final




Posn	Lane	Club		500m	1000m	1500m	Finish	Next
1	3	IMP (C) Imperial Coll Romain Barnoud, Edward Rees	2-	01:43.29 [2]	03:29.44 (01:46.15) [2]	05:15.09 (01:45.65) [1]	06:58.78 (01:43.69)	
2	6	SCU (B) Strathclyde U Edward Ayton, Calum Young	2-	01:40.54 [1]	03:26.78 (01:46.24) [1]	05:15.61 (01:48.83) [2]	07:03.77 (01:48.16) 04.99	
3	5	REX (A) Rex BC George Middlehurst, Patrick Hanratty	2-	01:44.21 [3]	03:32.64 (01:48.43) [3]	05:23.05 (01:50.41) [3]	07:09.01 (01:45.96) 05.24	
4	2	ZUC (B) University Coll Cork RC Evan White, Julian Larkin	2-	01:47.27 [4]	03:37.76 (01:50.49) [4]	05:31.66 (01:53.90) [4]	07:23.54 (01:51.88) 14.53	
5	4	PTR (A) Putney Town Henry Gill, Alistair Blair	2-	01:48.62 [5]	03:39.18 (01:50.56) [5]	05:32.24 (01:53.06) [5]	07:31.05 (01:58.81) 07.51	
6	7	ZNU NUI Galway BC Barry Murphy, Conor Egan	2-	01:48.87 [6]	03:41.31 (01:52.44) [6]	05:38.63 (01:57.32) [6]	07:36.97 (01:58.34) 05.92	
DNS	1	ULO London Univ Marshall Akita, Laurence Young	2-					

Metropolitan Amateur Regatta (Sat)

Race 41

Coxless Fours Championship

Final




Posn	Lane	Club		500m	1000m	1500m	Finish	Next
1	5	LDR (A) Leander Club Barnaby Stentiford, Finn Stevenson, Sam Twine, George Rossiter	4-	01:26.58 [1]	DNA - [1]	04:31.57 (04:31.57) [1]	06:01.54 (01:29.97)	
2	3	EHU Edinburgh Univ Matthew Christie, Oliver Wilkes, Calum Irvine, Rufus Scholefield	4-	DNA	DNA - [2]	04:34.67 (04:34.67) [2]	06:04.74 (01:30.07) 03.20	
3	4	LRC (A) London RC Matthew Cummings, Nicholas Parnell, Stephen Griffiths, Dominic Parnell	4-	01:32.44 [4]	DNA - [4]	04:41.15 (04:41.15) [4]	06:11.14 (01:29.99) 06.40	
4	7	SIP Sport Imperial Matthew Pointing, Joshua Butler, Sam Butler, Matthew Whaley	4-	01:31.37 [3]	DNA - [5]	04:40.20 (04:40.20) [3]	06:12.22 (01:32.02) 01.08	
5	6	ZNU (B) NUI Galway BC Liam Keane, Mantis Pukelis, Kevin Nevile, Richard Bennett	4-	01:33.58 [5]	DNA - [6]	04:42.22 (04:42.22) [5]	06:16.73 (01:34.51) 04.51	
DNF	2	MBC (A) Molesey BC Sam Tuck, Benjamin Witting, Jens Clausen, Lewis Moran	4-					

Metropolitan Amateur Regatta (Sat)

Race 42

Women's Eights Tier 2

Final




Posn	Lane	Club		500m	1000m	1500m	Finish	Next
1	5	ZDT (B) Dublin U Ladies Nora Fisher, Sarah Kelly, Aoife Corcoran, Caoimhe Dempsey, Aoife Byrne, Gemma Foley, Laura Walsh, Sarah Higgins, [Cox] Aoife Reid	W.8+	01:39.12 [1]	03:22.26 (01:43.14) [1]	DNA -	06:50.76 (06:50.76)	
2	4	STN Staines BC Suzanne Cole, Georgina Watling, Rachel Brown, Claire Couves, Sophie Richards, Catherine Long, Maddison Shoolbread, Emma Corless, [Cox] Anna Cackett	W.8+	01:44.94 [3]	03:30.16 (01:45.22) [2]	DNA -	06:57.06 (06:57.06) 06.30	
3	3	VRC (A) Vesta RC Cameo Choquer, Victoria Carroll, Fiona Robinson, Cherry Fermor, Hannah Futter, Clare Wood, Fiona Palamarczuk, Kirsty McGregor-Ritchie, [Cox] Lauren Hardcastle	W.8+	01:44.64 [2]	03:30.70 (01:46.06) [3]	DNA -	06:59.40 (06:59.40) 02.34	
4	2	CUR Curlew RC Rebecca Jackson, Inga Jirgensone, Lianne Abbott, Anna Palsdottir, Claire Williams, Gemma Barker, Charlotte Waghorne, Jessica Phillips, [Cox] Alexander Smith	W.8+	DNA	03:33.93 (03:33.93) [4]	DNA -	07:08.95 (07:08.95) 09.55	
5	6	YRK York City RC Louise Hawkyard, Helen Waller, Jessica Pidgeon, Amy Newton, Edith Bourne, Rachel Witherick, Michelle Alexander, Joselyn Rankin, [Cox] Tabatha Cole	W.8+	01:49.36 [5]	03:34.58 (01:45.22) [5]	DNA -	07:09.30 (07:09.30) 00.35	
6	7	COX (B) Oxford City Caroline Barnes, Isobel Diment, Emily Lyons, Ella Cope, Tabitha Peel, Jodie Buswell, Gwenn-Ann Carr, Naomi Sharma, [Cox] Dhaval Desai	W.8+	01:45.30 [4]	03:34.93 (01:49.63) [6]	DNA -	07:16.11 (07:16.11) 06.81	







Metropolitan Amateur Regatta (Sat)

Race 43

Women's Coxless Pairs Tier 2

Final




Posn	Lane	Club		500m	1000m	1500m	Finish	Next
1	4	LEH Lady E Holles Catherine King, Gemma King	W.2-	DNA	03:49.15 (03:49.15)	05:47.18 (01:58.03)	07:46.33 (01:59.15)	
					[1]	[1]		
2	3	VRC Vesta RC Robyn McGregor-Ritchie, Ruth McKellar	W.2-	DNA	03:57.13 (03:57.13)	05:58.94 (02:01.81)	07:54.77 (01:55.83)	08.44
					[5]	[5]		
3	2	ZNU (A) NUI Galway BC Georgina Deane, Sadhbh O'Connor	W.2-	DNA	03:53.16 (03:53.16)	05:56.05 (02:02.89)	07:56.69 (02:00.64)	01.92
					[2]	[3]		
4	6	ZNU (B) NUI Galway BC Nuala Landers, Alison Mooney	W.2-	DNA	03:53.52 (03:53.52)	05:54.52 (02:01.00)	07:57.12 (02:02.60)	00.43
					[3]	[2]		
5	5	TRC (B) Thames RC Eleanor Garratt-Smith, Lowenna Coad	W.2-	DNA	03:53.90 (03:53.90)	05:56.94 (02:03.04)	07:58.05 (02:01.11)	00.93
					[4]	[4]		
6	7	LEA (C) Lea RC Rachel Lund, Valentina Futoryanova	W.2-	DNA	04:01.23 (04:01.23)	06:04.70 (02:03.47)	08:05.65 (02:00.95)	07.60
					[6]	[7]		

Metropolitan Amateur Regatta (Sat)

Race 44

Women's Coxed Fours Tier 3

Final




Posn	Lane	Club		500m	1000m	1500m	Finish	Next
1	5	PTR (B) Putney Town Rachel Dean, Deborah Oakley, Catriona Docherty, Sophie Bluff, [Cox] Heather Longstaff	W.4+	01:48.39 [1]	03:38.21 (01:49.82) [1]	05:30.70 (01:52.49) [1]	07:22.03 (01:51.33)	
2	2	ZGY (A) Galway RC Kellie Wade, Femhe Caffrey, Claire Elwood, Fiona Murtagh, [Cox] Sarah Lynch	W.4+	01:50.22 [2]	03:40.38 (01:50.16) [2]	05:34.55 (01:54.17) [2]	07:26.98 (01:52.43) 04.95	
3	4	LLA Llandaff RC Catherine Raine, Grace Mahony, Emily Brace, Suzanne Erith, [Cox] Richard Summers	W.4+	01:50.58 [3]	03:42.99 (01:52.41) [3]	05:36.42 (01:53.43) [3]	07:28.83 (01:52.41) 01.85	
4	6	GRO Grosvenor RC Siobhan Barnard, Laura Champion, Jessica Hulson, Jess Fitzpatrick, [Cox] Elizabeth Williams	W.4+	01:51.14 [4]	03:43.61 (01:52.47) [5]	05:39.19 (01:55.58) [5]	07:31.92 (01:52.73) 03.09	
5	3	LEE (A) Leeds RC Jessica Brush, Charlotte Milligan, Ella Sadler-Andrews, Emily Holt, [Cox] Harin Wijayathunga	W.4+	DNA	03:43.36 (03:43.36) [4]	05:38.59 (01:55.23) [4]	07:33.32 (01:54.73) 01.40	
6	7	TSS (A) Tideway Sc Sch Jennifer Scrine, Rachel Scanlan, Kate Thorne, Katya De Gentile-Williams, [Cox] Jessica Saunders	W.4+	01:58.39 [5]	03:45.90 (01:47.51) [6]	05:41.58 (01:55.68) [6]	07:35.82 (01:54.24) 02.50	






Metropolitan Amateur Regatta (Sat)

Race 45

Women's Single Sculls Tier 2

Final




Posn	Lane	Club		500m	1000m	1500m	Finish	Next
1	6	TRC	W.1x	01:53.85	03:51.25	05:50.12	07:49.17	
		 Thames RC Suzi Perry		[2]	(01:57.40) [1]	(01:58.87) [1]	(01:59.05)	
2	4	TRC	W.1x	01:53.63	03:52.09	05:52.99	07:53.16	
		 Thames RC Jordan Cole-Hossain		[1]	(01:58.46) [2]	(02:00.90) [2]	(02:00.17)	03.99
3	5	PBD	W.1x	01:59.49	04:08.23	06:14.23	08:17.99	
		 Poplar B&D Phoebe Ohene		[5]	(02:08.74) [5]	(02:06.00) [4]	(02:03.76)	24.83
4	3	WRR	W.1x	01:57.81	04:03.60	06:11.89	08:20.40	
		 Worcester RC Catherine Jackson		[3]	(02:05.79) [3]	(02:08.29) [3]	(02:08.51)	02.41
5	2	LEH	W.1x	01:58.11	04:06.00	06:15.23	08:21.68	
		 Lady E Holles Elizabeth Witt		[4]	(02:07.89) [4]	(02:09.23) [5]	(02:06.45)	01.28

Metropolitan Amateur Regatta (Sat)

Race 46

Double Sculls Tier 3

Final



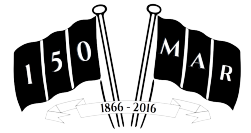
Posn	Lane	Club		500m	1000m	1500m	Finish	Next
1	2	RDU Reading Univ Dominic Tope, Vincent DeLuca	2x	08:54.16 [1]	03:21.19 [1]	05:06.93 (01:45.74) [1]	06:51.41 (01:44.48)	
2	6	HUN/ LDU Huntingdon BC/ Leeds Univ Joshua Davies (HUN), Fergus Mitchell-Dwelly (LDU)	2x	08:58.13 [4]	03:23.90 [2]	05:10.87 (01:46.97) [2]	06:54.94 (01:44.07) 03.53	
3	5	CFC Cardiff City RC/ Cardiff Met U... Jacob Bryning, Ollie Gibbons	2x	DNA [5]	03:25.55 [3]	05:11.53 (01:45.98) [3]	06:55.14 (01:43.61) 00.20	
4	4	TKC Team Keane Paul Keane, Jonathan Brown	2x	08:56.38 [2]	03:29.49 [5]	05:17.29 (01:47.80) [4]	07:05.97 (01:48.68) 10.83	
5	3	HCS Hereford Cathl Lorence Jordan, Patrick Morgan-Jones	2x	DNA	03:28.68 [4]	05:22.10 (01:53.42) [5]	07:16.79 (01:54.69) 10.82	
DNS	1	WIN Winchester Coll Joseph Ryan, Matthew Chapman	2x					







Metropolitan Amateur Regatta (Sat)

Race 47

Double Sculls Championship

Final



Posn	Lane	Club		500m	1000m	1500m	Finish	Next
1	2	DUB/ NEW	2x	DNA	03:08.44 (03:08.44)	DNA	06:23.39 (06:23.39)	
		 Durham Univ/ Newcastle Univ Hugo Coussens (DUB), Oliver John Varley (NEW)			[1]	-		
2	1	ZSN/ ZUC	2x	DNA	03:18.75 (03:18.75)	04:59.94 (01:41.19)	06:38.11 (01:38.17)	14.72
		 Shandon BC/ University Coll Co... Dan Begley (ZSN), Ronan Byrne (ZUC)			[3]	[1]		
3	7	ZSN (B)	2x	DNA	03:16.37 (03:16.37)	05:00.13 (01:43.76)	06:39.13 (01:39.00)	01.02
		 Shandon BC Stephen O'Sullivan, Colm Hennessy			[2]	[2]		
4	6	AKN	2x	DNA	03:22.14 (03:22.14)	05:04.85 (01:42.71)	06:45.25 (01:40.40)	06.12
		 Auriol Ken W Hugh MacKworth-Praed, Elliot Barton			[5]	[4]		
5	4	VRC	2x	DNA	03:19.39 (03:19.39)	05:03.59 (01:44.20)	06:45.90 (01:42.31)	00.65
		 Vesta RC Simon Woodfine, Harry Bond			[4]	[3]		
6	5	ZDJ	2x	DNA	03:22.50 (03:22.50)	05:08.79 (01:46.29)	06:54.04 (01:45.25)	08.14
		 Castleconnell Boat Club Shane Haugh, Fionnan Crowley			[6]	[6]		
7	3	ELZ/ FUL	2x	DNA	03:24.48 (03:24.48)	05:08.59 (01:44.11)	06:59.63 (01:51.04)	05.59
		 Elizabethan BC/ Fulham Reach Pierre Thomas (FUL), Tom Fielder (ELZ)			[7]	[5]		


Metropolitan Amateur Regatta (Sat)



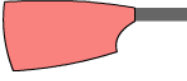


Race 48

Junior 18 Quad Sculls

Heat 1

2 to F



Posn	Lane	Club		500m	1000m	1500m	Finish	Next
1	4	CCS	J18.4x-	01:30.96	03:03.10	04:36.57	06:09.01	75
		Claire's Court		[2]	(01:32.14) [1]	(01:33.47) [1]	(01:32.44)	Final
		Jack Jesseman, Henry Osborne, Callum Perera, Oliver Costley						
2	2	TSS (A)	J18.4x-	01:30.20	03:03.43	04:41.78	06:13.16	75
		Tideway Sc Sch		[1]	(01:33.23) [2]	(01:38.35) [3]	(01:31.38)	Final
		Laurence Joss, Cameron Christie, Luke Hatteland-Dunn, Marcus Jonas					04.15	
3	3	SAA (A)	J18.4x-	01:32.42	03:06.09	04:39.34	06:14.84	
		Star & Arrow		[3]	(01:33.67) [3]	(01:33.25) [2]	(01:35.50)	
		Christopher Daniell, Oliver Whitfield, David Few, Matthew Peters					01.68	
4	5	GLB (B)	J18.4x-	01:33.41	03:10.23	04:52.49	06:32.38	
		Globe RC		[4]	(01:36.82) [4]	(01:42.26) [4]	(01:39.89)	
		Archie Kirk, James Watson-Gandy, Ronald Richardson, Peter Howard					17.54	
5	6	HCS	J18.4x-	01:35.22	03:16.27	04:58.58	06:44.34	
		Hereford Cathl		[5]	(01:41.05) [5]	(01:42.31) [5]	(01:45.76)	
		Charles Powell, Tom Hutchinson, Sebastian Dixon, Phoenix Lester					11.96	


Metropolitan Amateur Regatta (Sat)

Race 49

Junior 18 Quad Sculls

Heat 2

2 to F



Posn	Lane	Club		500m	1000m	1500m	Finish	Next
1	3	GLB (A) Globe RC Sam Baker, Callum Sullivan, Jake Offiler, Dominic Sullivan	J18.4x-	01:31.03 [1]	03:04.52 (01:33.49) [1]	04:40.65 (01:36.13) [1]	06:15.30 (01:34.65)	75 Final
2	6	WES Westminster Sch George Hockey, Will Dubin, William Allen, Pedro Santos	J18.4x-	01:32.67 [2]	03:08.87 (01:36.20) [2]	04:45.82 (01:36.95) [2]	06:19.17 (01:33.35) 03.87	75 Final
3	2	SAA (B) Star & Arrow Benjamin Smeeton, Joe Willis, Hadley Butcher, Miles Devereux	J18.4x-	01:33.33 [3]	03:09.59 (01:36.26) [3]	04:46.58 (01:36.99) [3]	06:19.55 (01:32.97) 00.38	
4	5	TSS (C) Tideway Sc Sch Stefan Okuka, Ambrose Mac-Fall, Alexander Jonas, John Lewis	J18.4x-	01:34.89 [4]	03:14.74 (01:39.85) [4]	04:55.91 (01:41.17) [4]	06:35.74 (01:39.83) 16.19	
DNS	4	WBS Windsor Boys Thomas Shewell, Isaac Workman, Luke Bartoletti, Bryn Ellery	J18.4x-					


Metropolitan Amateur Regatta (Sat)

Race 50

Junior 18 Quad Sculls

Heat 3

2 to F



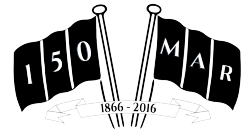
Posn	Lane	Club		500m	1000m	1500m	Finish	Next
1	3	MHD (A) Maidenhead RC Harrison Rowe, Elliott Kemp, Edoardo Marshall, Victor Kleshnev	J18.4x-	01:32.33 [3]	03:06.66 (01:34.33) [2]	04:41.86 (01:35.20) [2]	06:13.46 (01:31.60)	75 Final
2	4	LEA Lea RC Anthony Duncalf, Morton Sommerville Yesufu, Becan Donald, Alexander Badcott	J18.4x-	01:29.98 [1]	03:05.19 (01:35.21) [1]	04:40.67 (01:35.48) [1]	06:13.68 (01:33.01) 00.22	75 Final
3	2	LTU Latymer Upper Oliver McChesney, Flynn Traeger, Matthew Morgan, James Phelps	J18.4x-	01:32.69 [4]	03:08.72 (01:36.03) [4]	04:44.23 (01:35.51) [3]	06:17.35 (01:33.12) 03.67	
4	5	MHD (B) Maidenhead RC William Smith, Daniel Somerville, Sean O'Mahony, Ethan O'Connor	J18.4x-	01:31.40 [2]	03:07.96 (01:36.56) [3]	04:44.67 (01:36.71) [4]	06:18.55 (01:33.88) 01.20	
DNS	6	TSS (B) ????	J18.4x-					

Metropolitan Amateur Regatta (Sat)

Race 51

Women's Double Sculls Championship

Final




Posn	Lane	Club		500m	1000m	1500m	Finish	Next
1	7	ZFS (B) Skibereen RC Aoife Casey, Denise Walsh	W.2x	01:44.44 [2]	03:34.22 (01:49.78) [2]	05:23.45 (01:49.23) [1]	07:13.27 (01:49.82)	
2	4	EXU Exeter Univ Oluwaseun Olusanya, Susannah Duncan	W.2x	01:42.61 [1]	03:32.97 (01:50.36) [1]	05:25.07 (01:52.10) [2]	07:19.04 (01:53.97) 05.77	
3	5	SAA Star & Arrow Kesiah Roe, Saskia Devereux	W.2x	01:49.80 [7]	03:44.80 (01:55.00) [6]	05:35.26 (01:50.46) [4]	07:25.28 (01:50.02) 06.24	
4	6	ULO London Univ Emily Wilks, Catherine Ador	W.2x	01:45.10 [3]	03:39.32 (01:54.22) [3]	05:34.07 (01:54.75) [3]	07:27.52 (01:53.45) 02.24	
5	1	TYN (A) Tyne RC Laura Clack, Amy Bowman	W.2x	01:48.89 [5]	03:43.32 (01:54.43) [4]	05:41.30 (01:57.98) [5]	07:37.85 (01:56.55) 10.33	
6	2	TSS (A) Tideway Sc Sch Emily Walters, Bethan Walters	W.2x	01:47.82 [4]	03:44.01 (01:56.19) [5]	05:43.56 (01:59.55) [6]	07:41.25 (01:57.69) 03.40	
7	3	MBC (B) Molesey BC Alika-Peach Molloy, Claire McKeown	W.2x	01:49.44 [6]	03:47.34 (01:57.90) [7]	05:46.58 (01:59.24) [7]	07:43.47 (01:56.89) 02.22	

Metropolitan Amateur Regatta (Sat)

Race 52

Coxless Fours Tier 3

Final




Posn	Lane	Club		500m	1000m	1500m	Finish	Next
1	4	NOW (B) Northwich RC Joseph Anderson, Finnian Lawton, Harry Taylor, George Lawton	4-	01:33.13 [1]	03:11.01 (01:37.88) [1]	04:47.69 (01:36.68) [1]	06:24.36 (01:36.67)	
2	5	CBR (B) Bristol City Cameron Smith, James Wadsworth, Will Japp, Edward Piercy	4-	01:35.86 [4]	03:12.65 (01:36.79) [2]	04:52.85 (01:40.20) [2]	06:29.39 (01:36.54) 05.03	
3	6	MHD Maidenhead RC Robert Smith, William Cranston, Tim Wallis-Caddell, Ross McCoriston	4-	01:36.59 [5]	03:15.40 (01:38.81) [4]	04:55.56 (01:40.16) [3]	06:32.47 (01:36.91) 03.08	
4	3	CUR (A) Curlew RC Connor Austin, Toby Churchus, Alexander Gibbons, Michael Scott	4-	01:34.70 [3]	03:14.73 (01:40.03) [3]	04:57.12 (01:42.39) [4]	06:37.00 (01:39.88) 04.53	
5	7	MBC (B) Molesey BC Robin Mould, Aaron Wilkins, Adam Heyberd, William Johnston	4-	DNA	03:17.31 (03:17.31) [5]	05:00.85 (01:43.54) [5]	06:42.24 (01:41.39) 05.24	
6	2	RDG (B) Reading RC Gareth Williams, S Clarke, Robert Leech, Charlie Newbould	4-	01:34.06 [2]	03:20.11 (01:46.05) [6]	05:05.18 (01:45.07) [6]	06:46.52 (01:41.34) 04.28	



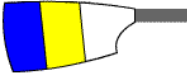

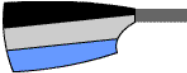
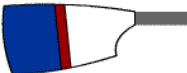
Metropolitan Amateur Regatta (Sat)

Race 53

Women's Eights Tier 4

Final




Posn	Lane	Club		500m	1000m	1500m	Finish	Next
1	3	UOC	W.8+	01:42.60	03:27.91	05:18.41	07:06.49	
		Chester Univ		[1]	[1]	[1]	(01:48.08)	
		Sophie Bell, Leah Hoggarth, Mairead Flannery, Millie Frith, Roberta Coll, Holly Ellen Ringland, Sarah Brodie-Browne, Charlie Shaw, [Cox] Eira Marie Hagland						
2	4	UYO	W.8+	01:47.16	03:34.40	05:24.82	07:14.35	
		York Univ		[3]	[2]	[2]	(01:49.53)	07.86
		Fiona Collins-taylor, Isla McAully, Alice Glenister, Amanda Jackson, Carla Enrica Foglia, Josie Phillipps, Abigail Hopkins-Flanagan, Katherine Hill, [Cox] Ellen Kelly						
3	5	USU	W.8+	01:45.37	03:34.58	05:27.44	07:14.92	
		Surrey Univ		[2]	[3]	[3]	(01:47.48)	00.57
		Sophie Hossack, Naomi Coleman, Jenna Charman, Fiona Norris, Megan Moloney, Jasmine Bone, Eleanor Stevens, Rachel Pritchard, [Cox] Lauren Rathbone						
4	2	VRC (B)	W.8+	01:50.79	03:43.12	05:39.06	07:31.57	
		Vesta RC		[5]	[4]	[4]	(01:52.51)	16.65
		BRIGETTE HAMMER, Claire Mackay, Stephanie Withers, Chloe Speller, Mikaela Blowing, Sophie Hoult, Alice Hoskins, Tahlia Madden, [Cox] Charlotte Kippax						
5	6	IMP	W.8+	01:49.90	03:45.72	05:45.60	07:41.28	
		Imperial Coll		[4]	[5]	[5]	(01:55.68)	09.71
		Tosca Cederberg Marmefelt, Georgia Grand, Georgiana Malin, Alix Fenies, Geraldine Regnier, Martha Parkinson, Jessica Olive, Agnese Grison, [Cox] Catherine Bowden						
DNS	1	BOU	W.8+					
		???						

Metropolitan Amateur Regatta (Sat)

Race 54

Single Sculls Tier 4

Final




Posn	Lane	Club		500m	1000m	1500m	Finish	Next
1	4	IEL Isle of Ely RC George Bourne	lx	01:43.42 [1]	03:51.33 (02:07.91) [6]	DNA -	07:17.21 (07:17.21)	
2	6	ZCK Cork BC Barry O'Flynn	lx	01:45.30 [3]	03:37.57 (01:52.27) [2]	DNA -	07:20.37 (07:20.37) 03.16	
3	3	MBC Molesey BC Sylvain Boyer	lx	01:47.07 [4]	03:38.84 (01:51.77) [3]	DNA -	07:22.63 (07:22.63) 02.26	
4	2	PMB Pembroke Oxford Edward Rolls	lx	01:48.76 [5]	03:39.37 (01:50.61) [4]	DNA -	07:30.56 (07:30.56) 07.93	
5	5	RDU Reading Univ Luke Reiser	lx	01:44.27 [2]	03:40.76 (01:56.49) [5]	DNA -	07:34.36 (07:34.36) 03.80	
6	7	UTC Upper Thames RC Robert Moles	lx	01:52.21 [6]	DNA [7]	DNA -	07:48.78 (07:48.78) 14.42	

Metropolitan Amateur Regatta (Sat)

Race 55

Women's Single Sculls Tier 4

Final




Posn	Lane	Club		500m	1000m	1500m	Finish	Next
1	5	BAU Bath Univ Laura Macro	W.1x	01:55.67 [1]	03:57.74 (02:02.07) [1]	06:00.32 (02:02.58) [1]	08:02.54 (02:02.22)	
2	3	GRO Grosvenor RC Lucy Iball	W.1x	01:59.40 [2]	03:59.74 (02:00.34) [2]	06:03.21 (02:03.47) [2]	08:07.17 (02:03.96) 04.63	
3	6	GRF Greenbank Sarah E Lewis	W.1x	02:00.17 [3]	04:01.64 (02:01.47) [3]	06:08.83 (02:07.19) [3]	08:11.96 (02:03.13) 04.79	
4	7	GHP Glos Hartpury Bryony Lawrence	W.1x	02:00.92 [4]	04:05.54 (02:04.62) [4]	06:11.15 (02:05.61) [4]	08:16.08 (02:04.93) 04.12	
5	4	TSS Tideway Sc Sch Gabby Cutler	W.1x	02:04.25 [6]	04:10.13 (02:05.88) [5]	06:17.55 (02:07.42) [5]	08:25.79 (02:08.24) 09.71	
6	2	ZQL Queens U Ladies Olivia Blundell	W.1x	02:03.69 [5]	04:11.94 (02:08.25) [6]	06:20.51 (02:08.57) [6]	08:28.70 (02:08.19) 02.91	

Metropolitan Amateur Regatta (Sat)

Race 56

Women's Double Sculls Tier 3

Final



Posn	Lane	Club		500m	1000m	1500m	Finish	Next
1	4	TSS (C) Tideway Sc Sch Thea Adamson, Elizabeth Williams	W.2x	01:48.88 [1]	03:43.92 (01:55.04) [1]	05:43.86 (01:59.94) [1]	07:37.19 (01:53.33)	
2	5	LER Leicester RC Aoife Holohan, Louise TORT	W.2x	01:52.41 [2]	03:47.37 (01:54.96) [2]	05:45.47 (01:58.10) [2]	07:38.47 (01:53.00) 01.28	
3	3	MBC (A) Molesey BC Hannah Foxley, Marie Grant	W.2x	01:54.78 [5]	03:50.68 (01:55.90) [4]	05:51.95 (02:01.27) [5]	07:42.83 (01:50.88) 04.36	
4	2	BAU Bath Univ Megan Stoker, Carlotta Broglia	W.2x	01:52.74 [3]	03:48.92 (01:56.18) [3]	05:48.86 (01:59.94) [3]	07:45.67 (01:56.81) 02.84	
5	6	IMP Imperial Coll Jowita Mieszkowska, Kathryn Barnhill	W.2x	01:53.88 [4]	03:51.53 (01:57.65) [5]	05:50.18 (01:58.65) [4]	07:46.88 (01:56.70) 01.21	
6	7	UBI Birmingham Univ Isobel Haig, Emily Hutchinson	W.2x	01:55.79 [6]	03:54.88 (01:59.09) [6]	05:57.05 (02:02.17) [6]	07:57.01 (01:59.96) 10.13	


Metropolitan Amateur Regatta (Sat)

Race 57

Eights Tier 3

Heat 1

2 to F



Posn	Lane	Club		500m	1000m	1500m	Finish	Next
1	4	AGE (B) Agecroft RC Andrew Thomas, Rory O'Neill, Thomas Buckley, Tristan Hollis, Sean Szekely, John Ford, Benedict Adey-Johnson, Jack Roe, [Cox] Lucy Masters	8+	01:27.80 [1]	02:57.92 (01:30.12) [1]	04:31.28 (01:33.36) [1]	06:03.33 (01:32.05)	95 Final
2	3	WRR Worcester RC David Hopkins, James Riach, Alex Kearns, Jack McDonald, Ryan Pettifer, William Fraser, Joshua Rogers, Timothy Woodman, [Cox] Molly Elkins	8+	01:31.12 [2]	03:00.29 (01:29.17) [2]	04:32.96 (01:32.67) [2]	06:05.06 (01:32.10) 01.73	95 Final
3	1	IMP Imperial Coll Ian Kegler, James Wilson, David Simmonds, Matthew Layton, Ben Hambrook, Matthew McElroy, Harry Ugnow, Harry Knights, [Cox] Charlotte Grayson	8+	01:32.09 [4]	03:04.67 (01:32.58) [4]	04:38.63 (01:33.96) [3]	06:10.85 (01:32.22) 05.79	
4	7	SOU S'hampton Univ Edward Trige, Sam Diserens, Louis Gautier, Gregory Sturgess, Finn McGahan, Tomas Sidorowicz, Christopher Sim, Fraser Jarrett, [Cox] Molly Brown	8+	01:31.84 [3]	03:04.20 (01:32.36) [3]	04:39.67 (01:35.47) [4]	06:12.74 (01:33.07) 01.89	
5	6	MAR (A) Marlow RC Matthew Smith, James Busby, Mark Ruinet, Christopher Renwick, Kingsley McDiarmid, Thomas Rendell, David Brindle, Timothy Mitchell, [Cox] Claudia Russell	8+	01:32.99 [5]	03:06.72 (01:33.73) [6]	04:42.64 (01:35.92) [6]	06:17.05 (01:34.41) 04.31	
6	5	VRC (B) Vesta RC Sven Radcke, Oliver Lumley, Michael Warren, Giovanni Galavotti, Christopher Clements, Henry Primarolo, Robert Donald, William Pearson, [Cox] Charlotte Kippax	8+	DNA	03:06.16 (03:06.16) [5]	04:42.02 (01:35.86) [5]	06:17.34 (01:35.32) 00.29	


Metropolitan Amateur Regatta (Sat)

Race 58

Eights Tier 3

Heat 2

2 to F



Posn	Lane	Club		500m	1000m	1500m	Finish	Next
1	6	UBR (A) Bristol Univ Arthur Smith, Harry Rosen, Alex Heslop, James Foster, John Allden, Elias Kassell Raymond, Benjamin Slingsby, Carl Cox, [Cox] Johanna Dodgson	8+	01:31.19 [1]	03:02.78 (01:31.59) [1]	04:37.75 (01:34.97) [1]	06:12.20 (01:34.45)	95 Final
2	1	ETN/ RNY (B) Eton Coll/ Navy & Marines Oliver Brufal de Melgarejo (ETN), Adam Mombru (ETN), Andy Matheson (RNY), Kuttel Rorke (ETN), Theodore Hall (ETN), Alex Ruis (ETN), Aubrey Warley (ETN), Richard Taylor (ETN), [Cox] Edward Bracey (ETN)	8+	01:31.45 [2]	03:05.31 (01:33.86) [2]	04:43.56 (01:38.25) [2]	06:16.31 (01:32.75) 04.11	95 Final
3	5	CNN Cambridge 99 Rhidian Maltby, Robert Sargent, Karel Kabelik, Edward Gardiner, Dominic Bennett, Nicholas Thorn, Helge Dietert, Nathan Ryan, [Cox] Lily Chan	8+	01:34.76 [5]	03:10.84 (01:36.08) [6]	04:47.85 (01:37.01) [4]	06:21.35 (01:33.50) 05.04	
4	2	LTU Latymer Upper Saami Tajeddin, Thomas De Meeÿs d'Argenteuil, Hamish Lister, Petar Suvajic, David Ferm, Mathew Brett, Ethan Ward, Nicholas Mayhew, [Cox] Ishan Barve	8+	01:45.67 [6]	03:08.48 (01:22.81) [3]	04:47.33 (01:38.85) [3]	06:23.06 (01:35.73) 01.71	
5	4	COX Oxford City Hamish Bowie, William Rogers, Edward Podgorski, Dmitry Nazarenko, George New, Luke Kelly, Harry Robinson, Thomas Briggs, [Cox] Kirstin Anderson	8+	01:32.63 [3]	03:10.26 (01:37.63) [5]	04:48.84 (01:38.58) [5]	06:23.60 (01:34.76) 00.54	
6	3	RAD (B) Radley Coll Max Cragoe, Will Farrer-Brown, Theo Metcalf, James Innes-Ker, Tiger Beck, Henry Taylor, William A Brassard, Joshua Beck, [Cox] Christoph Wallendahl	8+	01:33.76 [4]	03:09.44 (01:35.68) [4]	04:49.34 (01:39.90) [6]	06:26.96 (01:37.62) 03.36	


Metropolitan Amateur Regatta (Sat)

Race 59

Eights Tier 3

Heat 3

2 to F



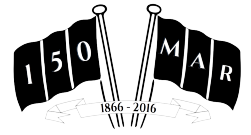
Posn	Lane	Club		500m	1000m	1500m	Finish	Next
1	2	ZCD (A) University Coll Dublin RC Cameron Murphy, Coman O'Connell, Michael Noonan, Mark Doyle, Seamus Kennedy, David Somers, Niall Farrell, James O'Sullivan, [Cox] Shauna Fitz	8+	01:27.80 [1]	02:58.26 (01:30.46) [1]	04:31.61 (01:33.35) [1]	06:04.40 (01:32.79)	95 Final
2	3	RCH (B) Royal Chester Fraser Morgan, Henry William McGarva, Peter Dean, Daniel Weatherly, Harrison Hunter, Thomas Rushton, Alexander Constantinou, John Hedley McGarva, [Cox] Abigail Sanders	8+	01:31.36 [2]	03:04.49 (01:33.13) [2]	04:37.36 (01:32.87) [2]	06:09.90 (01:32.54) 05.50	95 Final
3	6	TRC (C) Thames RC William Hilder, Andrew Curry, Thomas Burnell, Thomas Hoier, Radulf Bertschinger, Alexander Woolley, William Campbell, Alexander Bennett, [Cox] Jennifer Wainer	8+	01:32.27 [4]	03:08.20 (01:35.93) [5]	04:42.65 (01:34.45) [3]	06:16.27 (01:33.62) 06.37	
4	5	CAM Cambridge City Tom Watt, Ashley Mander, Scott O'Donoghue, Paul Fairbairn, Thomas Hetherington, Callum McKenzie, Thomas Shadbolt, Jack Lawlor-Anderson, [Cox] Jess Upton	8+	01:34.09 [5]	03:06.70 (01:32.61) [3]	04:44.08 (01:37.38) [4]	06:17.76 (01:33.68) 01.49	
5	4	TWK Twickenham RC Richard Beard, Tom Messa, Stephen Parker, Adam Berry, Rory Bryant, Alistair Bradley, Wesley MacCabe, John Harfield, [Cox] Emma Feerick	8+	01:31.92 [3]	03:07.50 (01:35.58) [4]	04:44.33 (01:36.83) [5]	06:19.79 (01:35.46) 02.03	
6	1	KCL (A) King's Coll Lon Simon Deacon, William Masters, Matthew Fish, Erik Habich, Josh Funnell, Guglielmo La Torre, Alexander Stevens, James Gregory, [Cox] Jasper Couper	8+	DNA [6]	03:10.48 (03:10.48) [6]	04:47.42 (01:36.94) [6]	06:24.60 (01:37.18) 04.81	

Metropolitan Amateur Regatta (Sat)

Race 60

Lightweight Single Sculls

Final



Posn	Lane	Club		500m	1000m	1500m	Finish	Next
1	4	LDR Leander Club Jonathan Jackson	Lwt. 1x	01:46.82 [1]	03:35.23 (01:48.41) [1]	DNA -	07:11.82 (07:11.82)	
2	5	ZQU Queens Belfast Miles Taylor	Lwt. 1x	01:49.34 [2]	03:40.89 (01:51.55) [2]	DNA -	07:25.87 (07:25.87) 14.05	
3	2	ZNU NUI Galway BC Tom Dillon	Lwt. 1x	01:52.28 [4]	03:43.34 (01:51.06) [3]	DNA -	07:29.41 (07:29.41) 03.54	
4	6	CNN Cambridge 99 Henk-Jaap Wagenaar	Lwt. 1x	01:53.45 [5]	03:47.32 (01:53.87) [4]	DNA -	07:39.21 (07:39.21) 09.80	
5	3	CHR Christchurch RC Joseph Livy	Lwt. 1x	01:50.83 [3]	03:48.89 (01:58.06) [5]	DNA -	07:44.15 (07:44.15) 04.94	
6	7	TRC Thames RC Philip Lee	Lwt. 1x	01:54.11 [6]	03:54.79 (02:00.68) [6]	DNA -	08:03.50 (08:03.50) 19.35	

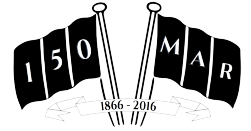
Metropolitan Amateur Regatta (Sat)

Race 61

Women's Junior 18 Quad Sculls

Heat 1

3 to F



Posn	Lane	Club	500m	1000m	1500m	Finish	Next
1	5	LTU Latymer Upper Madeline Lloyd, Mia Thomas, Georgina Seal, Phoebe Ransom	DNA [2]	DNA [2]	DNA [2]	DNA -	96 Final
2	4	GLB Globe RC Nomeda Laukyte, Siobhan Samuel, Leila Bernstein, Julia Olawumi	DNA [1]	DNA [1]	DNA [1]	DNA -	96 Final
3	2	CNN/ IEL/ KSE Cambridge 99/ Isle of Ely RC/ ... Rebecca Garrett (KSE), Freya Dingwall (IEL), Olivia Morgan (CNN), Holly Lancaster (KSE)	DNA [3]	DNA [3]	DNA -	DNA -	96 Final
4	3	TRC Thames RC Thais Umbelino-Purton, Gaby Munyard, Jemima Price, Chloe Knight	DNA [5]	DNA [4]	DNA [4]	DNA -	
5	6	MBC Molesey BC Daisy Leppard, Abi Ferguson, Rachel Dunford, Isabella Roper	DNA [4]	DNA [5]	DNA [3]	DNA -	

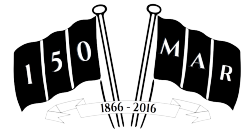
Metropolitan Amateur Regatta (Sat)

Race 62

Women's Junior 18 Quad Sculls

Heat 2

3 to F



Posn	Lane	Club		500m	1000m	1500m	Finish	Next
1	4	IEL Isle of Ely RC Helena O'Donnell, Rebecca Welch, Kate Lyster, Molly Johnson	W.J18.4x-	DNA [1]	DNA -	DNA -	06:59.63 (06:59.63)	96 Final
2	2	SWP W Perkin's Sch Emily Baker, Emily Keen, Emma Fountain, Annabelle Taylor	W.J18.4x-	DNA [3]	DNA -	DNA -	07:07.75 (07:07.75) 08.12	96 Final
3	3	SPG St Paul's Girls Helen Elizabeth Kirkpatrick, Lara Emma Catherine Valt, Nicola kate Lawless, Aurelia Cowan	W.J18.4x-	DNA [2]	DNA -	DNA -	07:08.91 (07:08.91) 01.16	96 Final
4	5	WRR Worcester RC Alisha Bull, Daisy Price, Elizabeth Shaw, Becky Silvester	W.J18.4x-	DNA [4]	DNA -	DNA -	07:31.69 (07:31.69) 22.78	


Metropolitan Amateur Regatta (Sat)

Race 63

Women's Eights Championship

Heat I

3 to F



Posn	Lane	Club		500m	1000m	1500m	Finish	Next
1	4	MBC Molesey BC Emma McDonald, Caitlin Boyland, Gabby Rodriguez, Elo Luik, Lucy Primmer, Ruth Whyman, Rebecca Edwards, Katie Bartlett, [Cox] Morgan Baynham-Williams	W.8+	01:33.03 [1]	DNA -	DNA -	06:34.35 (06:34.35)	97 Final
2	1	ZCR Commercial RC martina bracken, edel gary, gill crowe, gillian hosford, naomi fearon, hazel o neill, Sinead Dolan, ruth morris, [Cox] niamh williams	W.8+	01:38.14 [2]	DNA -	DNA -	06:42.59 (06:42.59) 08.24	97 Final
3	3	DUB (A) Durham Univ Francesca Quinn, Maya Nickituk, Megan Lillington, Kate Lillington, Amy Polglase, Ellen Roberts, Lucinda Ellaway-Bell, Helena Louise Lang, [Cox] Abigail Riley	W.8+	01:39.77 [4]	DNA -	DNA -	06:45.23 (06:45.23) 02.64	97 Final
4	2	TRC (A) Thames RC Clodagh Loughnane, Charlotte Orrell, Helen Carswell, Rose Bernard, Sarah Newton, Katrine Eskander, Katherine Woodward, Flora Emenev, [Cox] Nathalie Kernan	W.8+	01:44.90 [5]	DNA -	DNA -	06:49.77 (06:49.77) 04.54	
5	6	AGE Agecroft RC Frances Barrand, Camilla O'Driscoll, Kate Silverthorne, Grace Miller, Charlotte Walsh, Florence Morton, Alexandra Gardiner, Charlotte Grandfield, [Cox] Marion Vannier	W.8+	01:38.67 [3]	DNA -	DNA -	06:50.16 (06:50.16) 00.39	
6	5	AKN (B) Auriol Ken Anne Schieck, Marianna Raffaele, Mateja Sborchia, Kathleen Cyr, Kirsty Page, Amanda Piggot, Sophie Lovett, Catherine Edwards, [Cox] Isy Marshall	W.8+	01:46.79 [6]	DNA -	DNA -	07:19.88 (07:19.88) 29.72	


Metropolitan Amateur Regatta (Sat)

Race 64

Women's Eights Championship

Heat 2

3 to F



Posn	Lane	Club		500m	1000m	1500m	Finish	Next
1	6	NEW (B) Newcastle Univ Phoebe Truett, Sundee Denton-Chandler, Anna Van de Braak, Charlotte Dobson, Leanne Knight, Kate Woolley, Kathryn Eccles, Lucy Stanhope, [Cox] Charlotte Hill	W.8+	01:35.56 [1]	DNA [4]	DNA -	06:32.29 (06:32.29)	97 Final
2	5	TSS (B) Tideway Sc Sch Holly Smith, Catherine O'Riordan, Kate Thorne, Alicia Keith, Ellenor Peebles, Cecilia Ricks, Sally Trump, Katie Potter, [Cox] Sophie Shapter	W.8+	01:37.50 [4]	DNA [6]	DNA -	06:35.28 (06:35.28) 02.99	97 Final
3	3	NEW (A) Newcastle Univ Fiona Chestnutt, Harriet Aubrook, Lydia Davis, Frances Russell, Katherine Bulmer, Leah Kindleyside, Harriet Roddy, Rachel Webb, [Cox] Sophie Bury	W.8+	01:37.08 [3]	DNA [3]	DNA -	06:36.15 (06:36.15) 00.87	97 Final
4	1	UBR (A) Bristol Univ Cecilia Assmundson, Phoebe Beer, Alice Davies, Charlotte Greenwood, Sally Elphick, Alice Lovett, Nathalie Rappaport, Jessica Pope, [Cox] Sophia Margetts	W.8+	01:36.88 [2]	DNA [2]	DNA -	06:37.17 (06:37.17) 01.02	
5	2	LEH Lady E Holles Elizabeth Henshaw, Katie Benson, Alice Snelling, Clare Jackson, Verity Cole, Katerina Taylor, Emma Breeze, Celia Matthews, [Cox] Jiyaraj Saggu	W.8+	01:39.25 [5]	DNA [5]	DNA -	06:41.91 (06:41.91) 04.74	
6	4	FUL Fulham Reach Sally Hodgson, Emma Rogers, Fay Sandford, Georgina Phillips, Elizabeth Cottrell, Beatrix Sheldrick, Jenny Arnold, Fiona Schlesinger, [Cox] S Tjornelund	W.8+	01:42.72 [6]	DNA [1]	DNA -	07:02.45 (07:02.45) 20.54	


Metropolitan Amateur Regatta (Sat)

Race 65

Eights Tier 5

Heat 1

3 to F



Posn	Lane	Club		500m	1000m	1500m	Finish	Next
1	5	BAU Bath Univ Henry Jones, Charlie Parker, Ben Pickford, Matthew Moore, Matthew Horsford, Marcus Lewis, William England, Thomas Bowles, [Cox] Daniel Bailache	8+	01:34.00 [4]	03:02.50 (01:28.50) [1]	04:35.44 (01:32.94) [7]	DNA -	99 Final
2	4	NOR (B) Norwich RC Oliver Roe, Ed English, Oli Tyler, Carey Pearson, Carl Shiplee, Jake Kattenhorn Black, Toby Trett, Oliver Negus, [Cox] Darwin Columbus Friend	8+	01:31.19 [3]	03:04.76 (01:33.57) [2]	DNA - [6]	DNA -	99 Final
3	6	LEE (B) Leeds RC Andrew Walker, Mark Tarrant, Lewis Marston, Conor Vincent, James Tipper, Daniel Humphrey, Vasileios Athanasiadis, Theodosios Travlos, [Cox] Jasmine Jones	8+	01:34.26 [5]	03:11.19 (01:36.93) [5]	DNA - [2]	DNA -	99 Final
4	2	ZCD (B) University Coll Dublin RC Ben Layden, Thomas O Reilly, Thomas Birmingham, Robbie Glynn, Andrew Mays, Finnian Shilling, O Sullivan Cian, Tim Burke, [Cox] Caoimhe Fitzgerald	8+	01:30.85 [2]	03:06.69 (01:35.84) [3]	DNA - [5]	DNA -	
5	3	TYN Tyne RC Michael Dodds, George Starr, Joshua Bate, Peter Storey, Serkan Turkmen, A J Musgrave, Danny Hunter, Henry Galbraith, [Cox] Rosie Connolly	8+	01:38.10 [6]	03:08.29 (01:30.19) [4]	DNA - [4]	DNA -	
6	1	UBR (C) Bristol Univ Sean Alexander, Joseph Mallet, Louis Heath, Jack Fradd, George Kilgour, James Hogben, Harry Baker, Angus Firth, [Cox] Shona Wilcox	8+	01:41.75 [7]	03:19.72 (01:37.97) [6]	DNA - [3]	DNA -	
7	7	KCL (C) King's Coll Lon Ayush Joshi, Jack Mulekezi, Guy Anderson, Talyn Jones, Rory Swan, Derek Watson, Luke Lyons, Frederic LA@on Ritter, [Cox] Bethan Grech	8+	DNA [8]	03:27.52 (03:27.52) [7]	DNA - [1]	DNA -	


Metropolitan Amateur Regatta (Sat)

Race 66

Eights Tier 5

Heat 2

3 to F



Posn	Lane	Club		500m	1000m	1500m	Finish	Next
1	1	UWE W England Univ Aghaude Amadi, Edward Dean, Benjamin Stafford, Will Lord, Liam Hopkins, Robert Bonham, Andrew Heath, Tim Waller, [Cox] Freya Jennings	8+	01:27.54 [1]	03:05.08 (01:37.54) [2]	04:42.46 (01:37.38) [1]	06:04.11 (01:21.65)	99 Final
2	4	NTU Nottm Trent Callum Donington, James Beagles, Adam Swain, Guy Woolford, Yiana Shakespeare, Edd Maryon, Samuel Geller, Edward Stracey, [Cox] Joe Elliott	8+	01:29.56 [2]	03:02.95 (01:33.39) [1]	04:43.05 (01:40.10) [2]	06:16.51 (01:33.46) 12.40	99 Final
3	3	CCS Claires Court Alex Jackson, Ben Broadhead, Alexander Getley, Raamie Falck Award, Oliver Hill, Toby Yate, Adam Fairley, Ben Forster, [Cox] Charles Nash	8+	01:35.94 [4]	03:13.36 (01:37.42) [3]	04:53.35 (01:39.99) [3]	06:31.95 (01:38.60) 15.44	99 Final
4	5	MHD Maidenhead RC Gabriel Jennings, Jack Cox, Bradley Halloran, Jonathan Ballard, Matthew Edmundson, Ben Edgar-Whelan, Timothy Rumary, Sam McCoriston, [Cox] Tegan Pereira-Rego	8+	01:36.36 [5]	03:14.75 (01:38.39) [5]	04:55.15 (01:40.40) [4]	06:34.36 (01:39.21) 02.41	
5	6	KCL (B) King's Coll Lon Hugo Thomas, James Lee, Alexander Woodhouse, Daniil Baryshnikov, Matthew Evans, Ali Atun, Kit Mersey, Nikolai Horozov, [Cox] Eleanor Gosney	8+	01:35.55 [9]	03:13.65 (01:38.10) [4]	04:55.37 (01:41.72) [5]	06:35.99 (01:40.62) 01.63	
6	2	ZDU (C) Dublin University BC Robbie White, Conor Phelan, Raja Sleiman, Ciaran Donegan, Paul Kennedy, Dylan O'Halloran, Isaac Brickenden, Andrew Finnerty, [Cox] Arne Philipeit	8+	01:36.82 [6]	03:18.11 (01:41.29) [6]	05:02.83 (01:44.72) [6]	06:47.30 (01:44.47) 11.31	


Metropolitan Amateur Regatta (Sat)

Race 67

Coxed Fours Tier 2

Heat 1

3 to F



Posn	Lane	Club		500m	1000m	1500m	Finish	Next
1	2	ZNU (A) NUI Galway BC Brion O'Rourke, Eoghan Whittle, Jack Bennett, Oisín Nolan, [Cox] Cathal McNamara	4+	01:33.97 [1]	03:09.82 (01:35.85) [1]	05:00.36 (01:50.54) [3]	06:33.25 (01:32.89)	100 Final
2	5	KRC (A) Kingston GS/ Kingston RC Cameron Spurling, Hal Bedford-Payne, Andrew Bedford, George Fellows, [Cox] Adele Hing	4+	01:35.28 [2]	03:15.12 (01:39.84) [2]	04:55.36 (01:40.24) [2]	06:38.23 (01:42.87) 04.98	100 Final
3	4	ULO London Univ Matthew Denley, Andrew Holm, Frederick Smart, Archie Hilder, [Cox] Megan Neville	4+	01:40.63 [5]	03:20.25 (01:39.62) [4]	DNA -	06:38.72 (06:38.72) 00.49	100 Final
4	3	SUA (B) Stratford Avon Edward Lewry, Thomas Coles, Ben Twiney, Christopher Thomas, [Cox] Eleanor Willetts	4+	01:38.49 [3]	03:19.51 (01:41.02) [3]	05:01.04 (01:41.53) [4]	07:03.50 (02:02.46) 24.78	
5	1	TAU Taurus BC Samuel Bannister, Rob Edmondson, Edward Grisedale, Richard Hawkins, [Cox] John Carlson	4+	DNA	DNA	04:49.12 - (04:49.12) [1]	DNA -	
6	6	VRC (B) Vesta RC Sebastian Wachholz, Luca Turner, Christopher Goodfellow, Alan Hunton, [Cox] Nicola Sani	4+	01:40.32 [4]	03:24.55 (01:44.23) [5]	05:14.51 (01:49.96) [5]	07:03.50 (01:48.99)	


Metropolitan Amateur Regatta (Sat)

Race 68

Coxed Fours Tier 2

Heat 2

3 to F



Posn	Lane	Club		500m	1000m	1500m	Finish	Next
1	4	TRC (A) Thames RC Thomas Foad, Marc Cox, Thomas Portsmouth, Zack Youell, [Cox] Lesley Vowles	4+	01:32.53 [1]	03:09.71 (01:37.18) [1]	04:48.38 (01:38.67) [1]	06:25.81 (01:37.43)	100 Final
2	3	USU Surrey Univ Jonas Butvilas, Alex Law, Harry Grassom, Andrew Stevenson, [Cox] Tsolo Swan	4+	01:34.60 [2]	03:13.77 (01:39.17) [2]	04:53.87 (01:40.10) [3]	06:29.70 (01:35.83) 03.89	100 Final
3	1	MBC (B) Molesey BC Andy Warren, Rhys Westall, Kenneth Gray, Andrew Turner, [Cox] Jonna de Vries	4+	01:34.80 [3]	03:14.14 (01:39.34) [3]	04:52.99 (01:38.85) [2]	06:30.61 (01:37.62) 00.91	100 Final
4	2	ZNU (E) NUI Galway BC Baptiste Guerinot, Gerry Mannion, Alex Chadfield, Kai McGlacken, [Cox] Shannon Sheridian	4+	01:37.44 [5]	03:19.06 (01:41.62) [5]	05:01.34 (01:42.28) [5]	06:38.90 (01:37.56) 08.29	
5	5	UBR Bristol Univ Thomas Nicholson, Callum Gathercole, Jack Squizzoni, Harry Stroud, [Cox] Jennifer Cocke	4+	01:36.33 [4]	03:15.55 (01:39.22) [4]	04:57.78 (01:42.23) [4]	06:39.80 (01:42.02) 00.90	

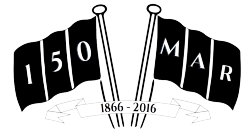
Metropolitan Amateur Regatta (Sat)

Race 69

Coxless Pairs Championship

Heat I

3 to F



Posn	Lane	Club		500m	1000m	1500m	Finish	Next
1	4	HEN Henley RC Michael Nagi, David Lambourn	2-	01:41.14 [2]	03:27.71 (01:46.57) [2]	05:30.99 (02:03.28) [2]	07:01.59 (01:30.60)	102 Final
2	5	IMP (A) Imperial Coll Jonathan Edwards, Alister Fraser	2-	01:39.28 [1]	03:26.59 (01:47.31) [1]	DNA -	07:04.56 (07:04.56) 02.97	102 Final
3	3	IMP (B) Imperial Coll A Ball, Edward Bentley	2-	01:43.03 [3]	03:34.29 (01:51.26) [3]	05:14.27 (01:39.98) [1]	07:14.36 (02:00.09) 09.80	102 Final
4	6	SCU (A) Strathclyde U Edward Ayton, Calum Young	2-	01:46.84 [4]	03:39.58 (01:52.74) [4]	DNA -	07:19.75 (07:19.75) 05.39	


Metropolitan Amateur Regatta (Sat)

Race 70

Coxless Pairs Championship

Heat 2

3 to F



Posn	Lane	Club		500m	1000m	1500m	Finish	Next
1	4	MBC Molesey BC George Stewart, Alastair Douglass	2-	01:38.08 [1]	03:19.74 (01:41.66) [1]	DNA -	07:00.73 (07:00.73)	102 Final
2	2	ZUC (A) University Coll Cork RC Steven Murphy, David Synnott	2-	01:43.11 [2]	03:29.60 (01:46.49) [2]	06:00.13 (02:30.53) [3]	07:09.59 (01:09.46) 08.86	102 Final
3	5	IMP (D) Imperial Coll Luke Whiting, James Harrison	2-	01:44.76 [3]	03:33.65 (01:48.89) [3]	05:24.73 (01:51.08) [2]	07:15.56 (01:50.83) 05.97	102 Final
4	3	DUB (D) Durham Univ Patrick Kinch, Max Robinson	2-	01:56.83 [4]	03:56.06 (01:59.23) [4]	05:08.24 (01:12.18) [1]	07:57.96 (02:49.72) 42.40	


Metropolitan Amateur Regatta (Sat)

Race 71

Women's Coxed Fours Tier 4

Heat 1

3 to F



Posn	Lane	Club		500m	1000m	1500m	Finish	Next
1	4	USU Surrey Univ Holly Stemp, Anika Piezka, Megan Pearson, Hariette Case, [Cox] Joanna Walker	W.4+	01:53.84 [2]	03:47.60 (01:53.76) [1]	05:44.42 (01:56.82) [1]	07:38.99 (01:54.57)	105 Final
2	6	BAU Bath Univ Kimberley Ertl, Zara Mulholland, Ella Shilliday, Hannah Slater, [Cox] Ella Flanagan	W.4+	01:55.29 [5]	03:49.28 (01:53.99) [2]	05:45.68 (01:56.40) [2]	07:39.51 (01:53.83) 00.52	105 Final
3	7	LEE (B) Leeds RC Jessica Brush, Charlotte Milligan, Ella Sadler-Andrews, Emily Holt, [Cox] Harin Wijayathunga	W.4+	DNA [6]	03:50.03 (03:50.03) [3]	05:47.73 (01:57.70) [3]	07:43.86 (01:56.13) 04.35	105 Final
4	3	LTU Latymer Upper Grace Boettcher, Anna Marshall, Maya Fabrizio, Selena Jones, [Cox] Leah Thomas	W.4+	DNA	03:51.25 (03:51.25) [5]	05:49.15 (01:57.90) [4]	07:45.03 (01:55.88) 01.17	
5	5	WRU Worcester Univ Rachael Elmes, Hayley Arthrell, Emily Clutterbuck, Sophie Everett, [Cox] Caitlin Wallace	W.4+	01:53.23 [1]	03:50.58 (01:57.35) [4]	05:49.63 (01:59.05) [5]	07:46.92 (01:57.29) 01.89	
6	1	WRR Worcester RC Madeleine Fisher, Imogen Ledbetter, Natalie Thornton, Sophie Stoddart, [Cox] Emily Glazzard	W.4+	01:54.22 [3]	03:53.43 (01:59.21) [6]	05:59.01 (02:05.58) [6]	08:03.33 (02:04.32) 16.41	
7	2	ZDT (D) Dublin U Ladies Sophie Cairns, Ciara Kiely, Saidhbhe Casey, Brona Murphy, [Cox] Clare White	W.4+	01:54.84 [4]	03:56.73 (02:01.89) [7]	06:03.69 (02:06.96) [7]	08:11.81 (02:08.12) 08.48	

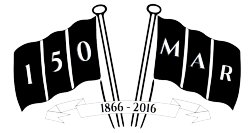
Metropolitan Amateur Regatta (Sat)







Race 72

Women's Coxed Fours Tier 4

Heat 2

3 to F



Posn	Lane	Club		500m	1000m	1500m	Finish	Next
1	6	ZNU (A)	W.4+	01:48.40	03:40.25	05:34.11	07:27.59	105
		NUI Galway BC Aisling Nolan, Ailbhe Griffin, Sorcha O'Donnell, Suan Mannion, [Cox] Johanna Walsh		[2]	[1]	[1]	(01:53.48)	Final
2	2	ZDT (C)	W.4+	01:51.98	03:45.97	05:40.53	07:33.24	105
		Dublin U Ladies Susie O' Neill, Ellen Clohessy, Maria Kennedy, Aine Kennedy, [Cox] Aoife Reid		[4]	[4]	[3]	(01:52.71) 05.65	Final
3	1	GLT (B)	W.4+	01:46.86	03:41.98	05:40.15	07:34.31	105
		Godolphin Lat Libby Bryant, Madeleine Macbeth, Emily Gustafsson, Madeline Grussing, [Cox] Tazeena Thorowgood		[1]	[2]	[2]	(01:54.16) 01.07	Final
4	5	ZCK	W.4+	01:50.76	03:45.67	05:42.77	07:38.58	
		Cork BC Claire Ryan, Valerie O'Driscoll, Aisling O'Leary, Jessica McCarthy, [Cox] Mary Aird		[3]	[3]	[4]	(01:55.81) 04.27	
5	3	CFU	W.4+	01:55.54	03:52.98	05:50.57	07:48.50	
		Cardiff Univ Heather Stewart, Imogen Freethy, Lauren Wareham, Anita Rozenthalde, [Cox] Megan Walker		[6]	[6]	[5]	(01:57.93) 09.92	
6	4	BOU	W.4+	01:52.75	03:51.18	05:52.65	07:54.05	
		Bournemouth Un Jessica Pyne, Jennifer Rose, Bethany Dyer, Polly Humphrey, [Cox] Maia Jordan		[5]	[5]	[6]	(02:01.40) 05.55	


Metropolitan Amateur Regatta (Sat)

Race 73

Women's Eights Tier 3

Heat 1

3 to F



Posn	Lane	Club		500m	1000m	1500m	Finish	Next
1	7	ZDT (A) Dublin U Ladies Nora Fisher, Sarah Kelly, Aoife Corcoran, Caoimhe Dempsey, Aoife Byrne, Gemma Foley, Laura Walsh, Sarah Higgins, [Cox] Aoife Reid	W.8+	DNA	03:24.64 (03:24.64) [1]	05:10.08 (01:45.44) [1]	06:54.26 (01:44.18)	106 Final
2	6	DUB (B) Durham Univ Samantha Bousfield, Anna Thomas, Emma Cramp, Anna van der Star, Alicia Schwarzenbach, Eva Siwiak-Jaszek, Megan Connolly, Harriet Watson, [Cox] Zoe Evans	W.8+	DNA	03:25.65 (03:25.65) [2]	05:12.93 (01:47.28) [2]	06:54.55 (01:41.62) 00.29	106 Final
3	4	CBR (B) Bristol City Emma Greenhow, Rebecca Harnett, Jenna Randall Smith, ELLEN GRIST, Annabel Young, Eimear McGeehan, Andreea Paraschivescu, Rosie Oates, [Cox] Paddy Davison	W.8+	DNA	03:33.45 (03:33.45) [4]	05:23.38 (01:49.93) [3]	06:59.93 (01:36.55) 05.38	106 Final
4	5	ZDT (D) Dublin U Ladies Ruthie McHugh, Jane Hogg, Aileen Fay, Aoife McGranaghan, Molly Brennan, Gabriele Gusciute, Anna Mangan, Ellen Murphy, [Cox] Clare White	W.8+	DNA	03:32.76 (03:32.76) [3]	05:26.07 (01:53.31) [4]	07:00.29 (01:34.22) 00.36	
5	3	GLU Glasgow Univ Rebeccas Perry, Jane MacGregor, Kirsty Naismith, Aliese Steinhart, Izzy MacDonald, Amy Tulloch, Nina Gray, Elizabeth Barriero, [Cox] Stuart Mitchell	W.8+	DNA	03:35.49 (03:35.49) [5]	05:27.28 (01:51.79) [5]	07:12.35 (01:45.07) 12.06	
6	1	VRC (C) Vesta RC Victoria Smith, Claire Mackay, Stephanie Withers, Chloe Speller, Mikaela Blowing, Sophie Hout, Alice Hoskins, Tahlia Madden, [Cox] Charlotte Kippax	W.8+	DNA	03:43.73 (03:43.73) [6]	05:38.79 (01:55.06) [6]	07:14.20 (01:35.41) 01.85	


Metropolitan Amateur Regatta (Sat)

Race 74

Women's Eights Tier 3

Heat 2

3 to F



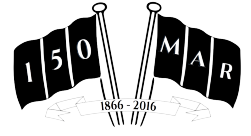
Posn	Lane	Club		500m	1000m	1500m	Finish	Next
1	2	ZGY Galway RC Ruth Elwood, Kellie-Ann Folan, Isabella McDonald, Roisin Cahill, Kellie Wade, Amy Sims, Claire Elwood, Fiona Murtagh, [Cox] Sarah Lynch	W.8+	01:40.07 [1]	03:21.41 (01:41.34) [1]	05:07.47 (01:46.06) [1]	06:51.69 (01:44.22)	106 Final
2	3	EXU Exeter Univ Sophie Ackert, Julia Bradley, Ella Armstrong, Arabella Weetch, Emily Batchelor, Caitlin Kickham, Samantha Over, Sophie Taylor, [Cox] Sophie Wrixon	W.8+	01:43.18 [3]	03:27.02 (01:43.84) [3]	05:14.13 (01:47.11) [2]	07:02.45 (01:48.32) 10.76	106 Final
3	6	NUN Nottm & Union Jasmine Michalowska, Clodagh Gallagher, Amy Fenoulhet, Alice Williams, Mary Bryant Jeans, Heather Lund, Hannah Walker, Isobel Pullinger, [Cox] Laura Stops	W.8+	01:42.29 [2]	03:26.59 (01:44.30) [2]	05:16.49 (01:49.90) [3]	07:06.28 (01:49.79) 03.83	106 Final
4	4	COX (A) Oxford City Isobel Diment, Caroline Barnes, Emily Lyons, Ella Cope, Tabitha Peel, Jodie Buswell, Gwenn-AA«l CarrÅ©, Naomi Sharma, [Cox] Dhaval Desai	W.8+	01:46.45 [5]	03:33.54 (01:47.09) [5]	05:24.64 (01:51.10) [5]	07:13.21 (01:48.57) 06.93	
5	1	ULO London Univ Hannah Lidbetter, Amelie Peiker, Esme Jones, Annabel Strachan, Jenny Budden, Alexandra Courage, Jessica Milborne, Martina Larsson, [Cox] Tanya Hossain	W.8+	01:45.82 [4]	03:32.46 (01:46.64) [4]	05:23.93 (01:51.47) [4]	07:14.47 (01:50.54) 01.26	
6	5	PTR Putney Town Laura Tompkins, Joely Dicks, Laura Peck, Lauren Buchanan, Francesca Lawley, Melanie Perkins, Georgina Killick, Jade Gowan, [Cox] Tanya Bates	W.8+	DNA	03:35.97 (03:35.97) [6]	05:31.28 (01:55.31) [6]	07:25.39 (01:54.11) 10.92	

Metropolitan Amateur Regatta (Sat)

Race 75

Junior 18 Quad Sculls

Final



Posn	Lane	Club		500m	1000m	1500m	Finish	Next
1	4	CCS Claire Court Jack Jesseman, Henry Osborne, Callum Perera, Oliver Costley	J18.4x-	DNA	03:05.65 (03:05.65)	04:40.09 (01:34.44)	06:09.53 (01:29.44)	
2	5	GLB (A) Globe RC Sam Baker, Callum Sullivan, Jake Offiler, Dominic Sullivan	J18.4x-	01:30.40 [1]	03:03.48 (01:33.08)	04:39.05 (01:35.57)	06:11.52 (01:32.47)	01.99
3	3	TSS (A) Tideway Sc Sch Laurence Joss, Cameron Christie, Luke Hatteland-Dunn, Marcus Jonas	J18.4x-	01:31.90 [2]	03:05.39 (01:33.49)	04:41.31 (01:35.92)	06:14.46 (01:33.15)	02.94
4	7	LEA Lea RC Anthony Duncalf, Morton Sommerville Yesufu, Becan Donald, Alexander Badcott	J18.4x-	01:32.48 [3]	03:06.69 (01:34.21)	04:42.72 (01:36.03)	06:14.80 (01:32.08)	00.34
5	6	MHD (A) Maidenhead RC Harrison Rowe, Elliott Kemp, Edoardo Marshall, Victor Kleshnev	J18.4x-	01:34.03 [5]	03:07.87 (01:33.84)	04:44.92 (01:37.05)	06:17.42 (01:32.50)	02.62
6	2	WES Westminster Sch George Hockey, Will Dubin, William Allen, Pedro Santos	J18.4x-	01:33.46 [4]	DNA -	04:44.08 (04:44.08)	06:18.01 (01:33.93)	00.59

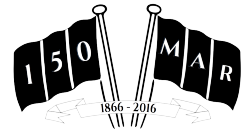
Metropolitan Amateur Regatta (Sat)

Race 76

Single Sculls Tier 5

Heat 1

3 to F



Posn	Lane	Club		500m	1000m	1500m	Finish	Next
1	4	GRF Greenbank Timothy Wilkinson	1x	01:48.95 [1]	03:42.19 (01:53.24) [1]	05:36.00 (01:53.81) [1]	07:31.59 (01:55.59)	118 Final
2	1	CFC Cardiff City RC George Cowley	1x	01:50.05 [3]	03:44.94 (01:54.89) [3]	05:40.76 (01:55.82) [2]	07:34.00 (01:53.24) 02.41	118 Final
3	5	GRO Grosvenor RC Connor Weaver	1x	DNA	03:44.46 (03:44.46) [2]	05:43.88 (01:59.42) [3]	07:45.28 (02:01.40) 11.28	118 Final
4	6	DUB Durham Univ Neil Connell	1x	01:49.24 [2]	03:48.80 (01:59.56) [4]	05:51.19 (02:02.39) [4]	07:45.92 (01:54.73) 00.64	
5	2	SCU Strathclyde U Christopher Parsonage	1x	01:52.79 [4]	03:57.14 (02:04.35) [5]	06:05.44 (02:08.30) [5]	08:07.54 (02:02.10) 21.62	


Metropolitan Amateur Regatta (Sat)

Race 77

Single Sculls Tier 5

Heat 2

3 to F



Posn	Lane	Club		500m	1000m	1500m	Finish	Next
1	4	DUB Durham Univ Montague Norman	1x	01:50.22 [1]	03:43.38 (01:53.16) [1]	05:41.24 (01:57.86) [1]	07:35.43 (01:54.19)	118 Final
2	3	NWK Newark RC Oliver Saunders	1x	01:52.61 [2]	03:47.24 (01:54.63) [2]	05:44.21 (01:56.97) [2]	07:41.37 (01:57.16) 05.94	118 Final
3	5	DUB Durham Univ Ryan Todhunter	1x	01:53.27 [4]	03:50.03 (01:56.76) [3]	05:48.99 (01:58.96) [3]	07:49.23 (02:00.24) 07.86	118 Final
4	2	GLW Glasgow RC LukÄ;Ä; Melichar	1x	01:52.82 [3]	03:51.23 (01:58.41) [4]	05:52.99 (02:01.76) [4]	07:53.45 (02:00.46) 04.22	
5	6	RNY Navy & Marines Andy Matheson	1x	01:55.81 [5]	03:56.60 (02:00.79) [5]	05:57.48 (02:00.88) [5]	07:55.93 (01:58.45) 02.48	
DNS	1	RAM Radley Mariners R Gearing	1x					


Metropolitan Amateur Regatta (Sat)






Race 78

Women's Coxed Fours Tier 2

Heat 1

3 to F



Posn	Lane	Club		500m	1000m	1500m	Finish	Next
1	5	ULO	W.4+	06:32.69	03:35.48	05:28.12	07:20.84	115
		London Univ Anna Collins, Holly Exton-Smith, Amber Pierce, Olivia Rogerson, [Cox] Lauren Holland		[7]	[1]	(01:52.64) [1]	(01:52.72)	Final
2	4	UTC	W.4+	01:50.69	03:40.74	05:35.03	07:26.89	115
		Upper Thames RC Gabriella Halloran, Emma Peacock, Rhianna Cearns, Sally Pollok-Morris, [Cox] Zoe Thomas		[9]	[2]	(01:50.05) [2]	(01:51.86) 06.05	Final
3	3	BBL	W.4+	06:34.23	03:42.62	05:37.21	07:29.02	115
		Barnes Br LRC Clemmy Fontaine, Cara Cahill, Sarah Thompson, Laura Oakley, [Cox] Anna Costantini		[8]	[3]	(01:54.59) [3]	(01:51.81) 02.13	Final
4	2	TSS (B)	W.4+	06:32.01	03:49.76	05:44.18	07:36.67	
		Tideway Sc Sch Jennifer Scrine, Rachel Scanlan, Kate Thorne, Katya De Gentile-Williams, [Cox] Jessica Saunders		[6]	[5]	(01:54.42) [4]	(01:52.49) 07.65	
5	1	ZUC	W.4+	01:52.84	03:45.49	05:44.29	07:45.03	
		University Coll Cork RC Ellen Desmond, Clara Rowe-Ham, Fiona O'Keefe, Katie Nagle, [Cox] Cormac O'Connell		[4]	[4]	(01:52.65) [5]	(02:00.74) 08.36	


Metropolitan Amateur Regatta (Sat)






Race 79

Women's Coxed Fours Tier 2

Heat 2

3 to F



Posn	Lane	Club		500m	1000m	1500m	Finish	Next
1	2	KCL King's Coll Lon Danielle Wilcock, Molly Hackett, Amy Kilby, Stephanie Stone, [Cox] Manuela de Mendonca	W.4+	DNA	DNA	05:31.43 (05:31.43)	07:20.04 (01:48.61)	115 Final
						[1]	[1]	
2	3	PTR (A) Putney Town Rachel Dean, Deborah Oakley, Catriona Docherty, Sophie Bluff, [Cox] Heather Longstaff	W.4+	DNA	03:46.24 (03:46.24)	DNA	07:20.35 (07:20.35) 00.31	115 Final
					[2]			
3	5	COX (A) Oxford City Louisa Taylor, Lucy Martin, Caitlin Armstrong, Corinne Larkworthy, [Cox] Suzanna Drohan	W.4+	DNA	03:47.64 (03:47.64)	05:33.69 (01:46.05)	07:26.25 (01:52.56) 05.90	115 Final
					[3]	[2]		
4	4	MBC Molesey BC Emma Boyns, Phoebe Bradbury, Lydia Cronin, Amber Hickson, [Cox] Ana Yong	W.4+	DNA	03:49.28 (03:49.28)	05:39.06 (01:49.78)	07:32.95 (01:53.89) 06.70	
					[4]	[3]		
5	6	TRC (B) Thames RC Laura Phillips, Lucy Thomas, Anna Harrison, Louisa Currey, [Cox] Alastair Jackson	W.4+	DNA	03:50.64 (03:50.64)	05:45.26 (01:54.62)	07:44.59 (01:59.33) 11.64	
					[5]	[4]		


Metropolitan Amateur Regatta (Sat)


Race 80

Eights Championship

Heat 1

3 to F



Posn	Lane	Club		500m	1000m	1500m	Finish	Next
1	5	TRC (A)  Thames RC Alex Morris, Ian Hurley, Samuel Barnes, Orlando Nixon, Skye Landon, Ben Thomas, William Moorhouse, Thomas Phelps, [Cox] Vlad Saigau	8+	01:25.21 [2]	02:51.93 (01:26.72) [2]	04:20.35 (01:28.42) [2]	05:50.30 (01:29.95)	113 Final
2	3	ULO (A)  London Univ Ben Freeman, James Richards, Alex Steventon, Max Townley, Joshua Tolley, Patrick Boomer, Joshua Kent, Patrick Sullivan, [Cox] Rajaei Sharma	8+	01:23.59 [1]	02:50.00 (01:26.41) [1]	04:19.84 (01:29.84) [1]	05:52.70 (01:32.86) 02.40	113 Final
3	2	LRC (A)  London RC Matthew Reeder, Dylan Wing, Todd Hale, Thomas Neeld, Tom Monaghan, Jamie Saunders, Sebastien Thomas, Lucas Vitale, [Cox] Kim Wilkinson	8+	01:29.54 [5]	02:56.62 (01:27.08) [3]	04:26.04 (01:29.42) [3]	05:55.74 (01:29.70) 03.04	113 Final
4	6	CUR (A)  Curlew RC John Stewart, Angus Wilson, Lukas Schmidt, Callum Stayton, Eoghan Beamish, Alexander James Parsons-Mills, T Weekes, Matthew Richardson, [Cox] Nicola Freeman	8+	01:28.10 [4]	02:58.52 (01:30.42) [4]	04:30.86 (01:32.34) [4]	06:02.65 (01:31.79) 06.91	
5	4	MBC (B)  Molesey BC Fraser Steel, Laurence Ellis, Felix Warren, Ollie Stanhope, William Johnston, Jake Greig, Matthew Hardy, Theo Darlow, [Cox] Scott Cockle	8+	01:27.64 [3]	02:59.88 (01:32.24) [5]	04:33.83 (01:33.95) [5]	06:04.08 (01:30.25) 01.43	
6	7	KRC  Kingston RC Tom Hopkins, Matthew McWilliam, Ben Handy, Thomas Rawlins, Jonathan Webber, Peter Wales, Nick Pepper, Sam Tunbridge, [Cox] Prudence Seaward	8+	01:31.17 [6]	03:03.34 (01:32.17) [6]	04:36.69 (01:33.35) [6]	06:07.97 (01:31.28) 03.89	


Metropolitan Amateur Regatta (Sat)

Race 81

Eights Championship

Heat 2

3 to F



Posn	Lane	Club		500m	1000m	1500m	Finish	Next
1	1	WIN Winchester Coll Dent Goodman, Alex Wythe, William Passmore, Hugo Durward, Oliver Le May, Milford Killian-Dawson, Tobias Schr��der, Luke Robinson, [Cox] Gabriel Cuaycong	8+	DNA	03:40.31 (03:40.31) [5]	05:28.90 (01:48.59) [2]	DNA -	113 Final
2	6	WES Westminster Sch Baptiste Bouvier, Mathijs Deetman, Nicholas Cowling, Jake Swann, Alexander Green, Reginald Mitchell, Henry Jones, George Middleton, [Cox] Hugh Spaughton	8+	01:49.98 [4]	03:39.11 (01:49.13) [3]	05:30.31 (01:51.20) [4]	DNA -	113 Final
3	2	ETN (B) Eton Coll Charles Pearson, Alexander Boardman, Francis Baring, Noah Norman, Patrick Adams, Felix Drinkall, Oscar Carr-Middleton, Max Ridgewell, [Cox] George Cozens	8+	DNA	DNA -	05:29.26 (05:29.26) [3]	DNA -	113 Final
4	5	HAM (A) Hampton Sch Matthew Hamilton, Matthew Turner, Tom Davis, Rory Gilligan, Edward Butler, Thomas Worthington, Tom Cross, Piero Ladhur, [Cox] Charlie Marcus	8+	01:45.87 [1]	03:30.76 (01:44.89) [1]	05:20.00 (01:49.24) [1]	DNA -	
5	4	ULO (B) London Univ Stuart Pearce, Hendrik Kroon, Toby Langstone, Charles Middleton, Alexander Fisher, Will Carey, Thomas Bruce, Guy Screation, [Cox] Harry Peters	8+	01:48.87 [2]	03:39.38 (01:50.51) [4]	05:32.33 (01:52.95) [5]	DNA -	
6	3	LEA Lea RC James Stanier, Thomas Wei, Max James Beverton, Ross McDonald, Hugh Berry, Anthony Brewer, Evan Whittal-Williams, Emilio Hernandez, [Cox] Richard Hill	8+	01:49.17 [3]	03:38.22 (01:49.05) [2]	DNA -	DNA -	


Metropolitan Amateur Regatta (Sat)

Race 82

Coxless Fours Tier 2

Heat 1

3 to F



Posn	Lane	Club		500m	1000m	1500m	Finish	Next
1	1	LDR (B) Leander Club Charles Waite-Roberts, Edward Gleadowe, Richard Clarke, Jamie Kirkwood	4-	DNA	02:59.59 (02:59.59) [1]	DNA -	06:11.73 (06:11.73)	112 Final
2	2	ZNU (A) NUI Galway BC Liam Keane, Mantis Pukelis, Kevin Nevile, Richard Bennett	4-	DNA	03:09.40 (03:09.40) [2]	DNA - [4]	06:18.52 (06:18.52) 06.79	112 Final
3	3	COX (A) Oxford City Simon Kerswell-Jensen, William Clarke, Matthew Jones, Malcolm Nisbet	4-	DNA	03:10.73 (03:10.73) [3]	DNA - [2]	06:23.03 (06:23.03) 04.51	112 Final
4	5	IMP Imperial Coll Paul Jones, Carlos Schuster, Wilf Kimberley, Florian Herbst	4-	DNA	03:12.12 (03:12.12) [4]	DNA - [1]	06:28.63 (06:28.63) 05.60	
5	4	MAR Marlow RC Oliver Poynton, Adrian Gurney, Graham Farr, Michael Durham	4-	DNA	03:17.02 (03:17.02) [6]	DNA - [3]	06:33.48 (06:33.48) 04.85	
6	6	LRC (B) London RC James Sexton-Barrow, Luis Orozco, Jack Davidson, Rupert Price	4-	DNA	03:16.78 (03:16.78) [5]	DNA -	06:43.21 (06:43.21) 09.73	


Metropolitan Amateur Regatta (Sat)

Race 83

Coxless Fours Tier 2

Heat 2

3 to F



Posn	Lane	Club	500m	1000m	1500m	Finish	Next
1	2	ZCD University Coll Dublin RC Joe Ronaldson, Colm O' Riada, Tiarnan Doherty, Max Murphy	DNA	DNA	DNA	06:19.35 (06:19.35)	112 Final
2	3	FUL Fulham Reach Edward Birrell, Ross De Burgh, James Diaz-Sokoloff, Ben Bathurst	DNA	DNA	DNA	06:25.79 (06:25.79) 06.44	112 Final
3	5	CBR (A) Bristol City Cameron Smith, James Wadsworth, Will Japp, Edward Piercy	DNA	DNA	DNA	06:29.37 (06:29.37) 03.58	112 Final
4	6	CUR (B) Curlew RC Connor Austin, Toby Churchus, Alexander Gibbons, Michael Scott	DNA	DNA	DNA	06:40.95 (06:40.95) 11.58	
5	4	NSH Nonesuch BC H Cooper, Charles Lewis, Jonathan McCann, Chris Heywood	DNA	DNA	DNA	06:45.27 (06:45.27) 04.32	
DNS	1	UTC Upper Thames RC Hugh Reilly, James Hanson, Conor Walsh, Harry Shimmin					


Metropolitan Amateur Regatta (Sat)

Race 84

Women's Single Sculls Tier 3

Heat 1

3 to F



Posn	Lane	Club		500m	1000m	1500m	Finish	Next
1	5	LER Leicester RC Sophie Connolly	W.1x	DNA [3]	03:57.47 (03:57.47) [1]	DNA - [4]	08:12.84 (08:12.84)	114 Final
2	3	TSS Tideway Sc Sch Gabby Cutler	W.1x	DNA [4]	04:09.98 (04:09.98) [6]	DNA - [3]	08:17.50 (08:17.50) 04.66	114 Final
3	6	CAB Cantabrigian RC Georgina Plunkett	W.1x	DNA [5]	04:05.59 (04:05.59) [3]	DNA - [5]	08:18.04 (08:18.04) 00.54	114 Final
4	1	SWB W Borlase Sch Yasmine Ryman-King	W.1x	DNA [1]	04:09.42 (04:09.42) [4]	DNA - -	08:19.70 (08:19.70) 01.66	
5	4	NRC Nottingham RC Aerin Thompson	W.1x	DNA	04:09.74 (04:09.74) [5]	DNA - [6]	08:21.36 (08:21.36) 01.66	
6	7	WBK Walbrook RC Natasha Gallagher	W.1x	DNA	04:05.15 (04:05.15) [2]	DNA - -	08:23.51 (08:23.51) 02.15	
7	2	GLR Gloucester RC Rebecca Lees-Smith	W.1x	DNA [2]	04:37.97 (04:37.97) [7]	DNA - [2]	08:24.09 (08:24.09) 00.58	


Metropolitan Amateur Regatta (Sat)

Race 85

Women's Single Sculls Tier 3

Heat 2

3 to F



Posn	Lane	Club		500m	1000m	1500m	Finish	Next
1	3	UTC Upper Thames RC Mary Merritt-Smith	W.1x	01:59.67 [3]	04:03.41 (02:03.74) [1]	02:12.18 - [8]	08:18.36 (06:06.18)	114 Final
2	5	WAD Wadham Coll Stephanie Hall	W.1x	01:57.46 [1]	04:06.01 (02:08.55) [3]	02:02.52 - [6]	08:19.62 (06:17.10) 01.26	114 Final
3	4	PBD Poplar B&D Andrea Stock	W.1x	01:58.42 [2]	04:04.32 (02:05.90) [2]	02:13.91 - [10]	08:22.95 (06:09.04) 03.33	114 Final
4	2	CNN Cambridge 99 Catherine Watson	W.1x	02:02.37 [5]	04:12.47 (02:10.10) [5]	02:38.24 - [12]	08:31.77 (05:53.53) 08.82	
5	6	TSS Tideway Sc Sch Anna Louise Norgate	W.1x	02:02.03 [4]	04:11.44 (02:09.41) [4]	02:09.62 - [7]	08:32.68 (06:23.06) 00.91	
6	1	PBD Poplar B&D Laura Stewart	W.1x	02:05.61 [6]	04:17.85 (02:12.24) [6]	02:14.75 - [11]	08:40.88 (06:26.13) 08.20	
7	7	ZNU NUI Galway BC Ellen Ormsby	W.1x	02:07.35 [7]	04:22.63 (02:15.28) [7]	02:12.38 - [9]	08:53.26 (06:40.88) 12.38	


Metropolitan Amateur Regatta (Sat)

Race 86

Coxless Fours Tier 4

Heat 1

3 to F



Posn	Lane	Club		500m	1000m	1500m	Finish	Next
1	6	MAV Maidstone Inv Dan Hawke, Mason Shoebridge, Jamie Waterhouse, Kaan Belton	4-	01:42.50 [2]	03:14.21 (01:31.71) [1]	04:54.09 (01:39.88) [8]	06:33.45 (01:39.36)	116 Final
2	1	DUB Durham Univ Matthew Roe, Harry Cox, Lachie Ives, Benjamin Evans	4-	05:56.98 [9]	03:16.36 - [2]	04:56.64 (01:40.28) [10]	06:36.06 (01:39.42) 02.61	116 Final
3	2	CFC (B) Cardiff City RC Shane Ahearne, Matthew Nicholls, Rhys Paul, Adrien Grubb	4-	06:02.60 [11]	03:17.68 - [4]	04:56.47 (01:38.79) [9]	06:36.73 (01:40.26) 00.67	116 Final
4	4	YRK (A) York City RC Patrick Evans, Andrew Wilkinson, Daniel Lewis, Benjamin Bollans	4-	05:54.02 [7]	03:24.10 - [6]	04:59.80 (01:35.70) [12]	06:38.23 (01:38.43) 01.50	
5	7	VRC Vesta RC Laurence Hookway, James Cox, Alexander King, Oliver Chapman	4-	05:56.32 [8]	03:17.12 - [3]	04:59.58 (01:42.46) [11]	06:42.08 (01:42.50) 03.85	
6	3	BRI (B) Bridgnorth RC Daryl Breakwell, Richard Pilsbury, Stuart Round, Nick McNeil	4-	05:58.41 [10]	03:18.09 - [5]	05:10.83 (01:52.74) [13]	06:56.25 (01:45.42) 14.17	
DNS	5	NOW (A) Northwich RC Joseph Anderson, Finnian Lawton, Harry Taylor, George Lawton	4-					


Metropolitan Amateur Regatta (Sat)

Race 87

Coxless Fours Tier 4

Heat 2

3 to F



Posn	Lane	Club		500m	1000m	1500m	Finish	Next
1	7	CBR (C) Bristol City Charles Caton, Patrick Wright, George Verdon, Ben Trotman	4-	DNA	03:15.59 (03:15.59) [1]	04:55.24 (01:39.65) [1]	06:34.78 (01:39.54)	116 Final
2	4	PMB Pembroke Oxford Edward Rolls, Willem de Bruijn, Carl Gergs, Andrew James Saul	4-	DNA	03:16.93 (03:16.93) [2]	04:58.12 (01:41.19) [2]	06:40.51 (01:42.39) 05.73	116 Final
3	1	RAD Radley Coll Rory Gearing, Felix Reynish, William Nelson, Felix Rawlinson	4-	DNA	03:19.89 (03:19.89) [3]	05:02.44 (01:42.55) [3]	06:46.13 (01:43.69) 05.62	116 Final
4	3	SUA (A) Stratford Avon Harpreet Mander, Oliver Smith, Benjamin Smith, Alastair Collier	4-	DNA	03:22.66 (03:22.66) [4]	05:04.68 (01:42.02) [4]	06:48.08 (01:43.40) 01.95	
5	2	RDG (C) Reading RC Luke Grundy, James Batchelor, Henry Stevens, Michael Croll	4-	DNA	03:23.53 (03:23.53) [5]	05:07.63 (01:44.10) [5]	06:52.13 (01:44.50) 04.05	
6	6	PTR (A) Putney Town Ewan Maddock, Cyrille Martin, Phillip Pollard, Samuel Russell	4-	DNA	03:34.79 (03:34.79) [6]	05:26.29 (01:51.50) [6]	07:16.49 (01:50.20) 24.36	
DNS	5	RDG (A) Reading RC Gareth Williams, S Clarke, Robert Leech, Charlie Newbould	4-					


Metropolitan Amateur Regatta (Sat)

Race 88

Single Sculls Tier 3

Heat 1

3 to F



Posn	Lane	Club		500m	1000m	1500m	Finish	Next
1	2	IEL Isle of Ely RC George Bourne	1x	05:28.05 [8]	03:38.22 - [2]	05:29.81 (01:51.59) [1]	07:20.84 (01:51.03)	117 Final
2	6	LBS L'boro Students Alex Watkins	1x	01:48.24 [2]	03:37.75 (01:49.51) [1]	05:30.84 (01:53.09) [2]	07:22.32 (01:51.48) 01.48	117 Final
3	1	GLU Glasgow Univ Matthew Mole	1x	05:28.52 [9]	03:42.16 - [3]	05:35.53 (01:53.37) [3]	07:25.76 (01:50.23) 03.44	117 Final
4	4	ZDJ Castleconnell Boat Club Shane Haugh	1x	05:28.90 [10]	03:43.53 - [4]	05:36.41 (01:52.88) [4]	07:27.33 (01:50.92) 01.57	
5	3	CFC Cardiff City RC Jacob Bryning	1x	05:26.84 [7]	03:45.49 - [6]	05:40.47 (01:54.98) [5]	07:33.13 (01:52.66) 05.80	
6	5	LER Leicester RC Gualter Graca	1x	01:49.27 [4]	03:44.34 (01:55.07) [5]	05:42.83 (01:58.49) [6]	07:42.56 (01:59.73) 09.43	

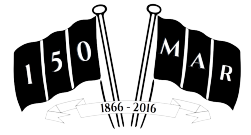
Metropolitan Amateur Regatta (Sat)

Race 89

Single Sculls Tier 3

Heat 2

3 to F



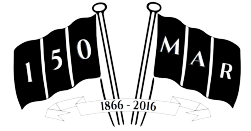
Posn	Lane	Club		500m	1000m	1500m	Finish	Next
1	1	AGE Agecroft RC Matt Jenner	1x	DNA	03:31.22 (03:31.22) [2]	05:21.14 (01:49.92) [1]	07:11.48 (01:50.34)	117 Final
2	3	AGE Agecroft RC Hugh Gallie	1x	DNA	03:30.84 (03:30.84) [1]	05:23.46 (01:52.62) [2]	07:16.98 (01:53.52) 05.50	117 Final
3	2	RDU Reading Univ Oliver Dix	1x	DNA	03:34.53 (03:34.53) [3]	05:26.74 (01:52.21) [3]	07:21.57 (01:54.83) 04.59	117 Final
4	4	GRI Griffen BC Daniel Boddington	1x	DNA	03:36.10 (03:36.10) [4]	05:33.08 (01:56.98) [4]	07:26.20 (01:53.12) 04.63	
5	5	GLU Glasgow Univ Aaron Nicholson	1x	DNA	03:46.26 (03:46.26) [5]	05:46.23 (01:59.97) [5]	07:42.93 (01:56.70) 16.73	
6	6	CAB Cantabrigian RC Jonah Harris	1x	DNA	03:53.96 (03:53.96) [6]	DNA -	08:09.69 (08:09.69) 26.76	

Metropolitan Amateur Regatta (Sat)

Race 90

Women's Single Sculls Championship

Final



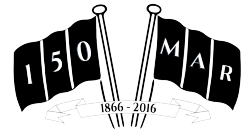
Posn	Lane	Club		500m	1000m	1500m	Finish	Next
1	4	ZKG Killorglin Rowing Club Monika Dukarska	W.1x	01:51.83 [1]	03:44.62 (01:52.79) [1]	05:43.54 (01:58.92) [1]	07:37.56 (01:54.02)	
2	3	ULO London Univ Robyn Hart-Winks	W.1x	01:55.12 [5]	03:53.42 (01:58.30) [3]	05:51.70 (01:58.28) [2]	07:46.28 (01:54.58) 08.72	
3	2	LEE Leeds RC Georgina Brayshaw	W.1x	01:54.85 [4]	03:52.64 (01:57.79) [2]	05:51.97 (01:59.33) [3]	07:49.66 (01:57.69) 03.38	
4	7	ZCD University Coll Dublin RC Aileen Crowley	W.1x	01:53.62 [2]	03:54.45 (02:00.83) [4]	05:56.99 (02:02.54) [5]	07:56.10 (01:59.11) 06.44	
5	6	DUB Durham Univ Rosalind Wilson	W.1x	01:54.56 [3]	03:54.73 (02:00.17) [5]	05:56.74 (02:02.01) [4]	07:58.32 (02:01.58) 02.22	
6	5	BAU Bath Univ Steph Clutterbuck	W.1x	01:55.54 [6]	03:56.75 (02:01.21) [6]	05:58.70 (02:01.95) [6]	08:00.67 (02:01.97) 02.35	

Metropolitan Amateur Regatta (Sat)

Race 91

Women's Coxless Pairs Championship

Final




Posn	Lane	Club		500m	1000m	1500m	Finish	Next
1	6	DUB (A) Durham Univ Hanna Gailis Inntjore, Lauren Irwin	W.2-	01:48.91 [1]	03:41.88 (01:52.97) [1]	05:38.29 (01:56.41) [1]	07:26.04 (01:47.75)	
2	2	ZCK Cork BC Grace Collins, Lisa Dilleen	W.2-	01:52.77 [2]	03:50.12 (01:57.35) [2]	05:42.65 (01:52.53) [2]	07:37.46 (01:54.81) 11.42	
3	1	ULO London Univ Kate Wagstaff, Sara Hegge	W.2-	01:53.89 [3]	03:50.46 (01:56.57) [3]	05:45.73 (01:55.27) [3]	07:41.17 (01:55.44) 03.71	
4	3	DUB (B) Durham Univ Rebekka Hodson, Helena Barton	W.2-	01:54.27 [4]	03:53.41 (01:59.14) [4]	05:51.79 (01:58.38) [4]	07:47.84 (01:56.05) 06.67	
5	7	ZCR Commercial RC hazel o neill, gill crowe	W.2-	01:55.38 [5]	03:55.28 (01:59.90) [5]	05:54.48 (01:59.20) [5]	07:51.79 (01:57.31) 03.95	
6	5	COX (B) Oxford City Stacey Crocker, Caitlin Barry	W.2-	01:56.32 [6]	04:04.32 (02:08.00) [6]	06:09.93 (02:05.61) [6]	08:13.02 (02:03.09) 21.23	
DNS	4	TRC (A) Thames RC Natalie Hardy, Sarah Fabes	W.2-					

Metropolitan Amateur Regatta (Sat)

Race 92

Women's Quad Sculls Tier 3

Final




Posn	Lane	Club		500m	1000m	1500m	Finish	Next
1	7	STN Staines BC Maddison Shoolbread, Patricia Corless, Rachel Brown, Suzanne Cole	W.4x-	01:45.76 [2]	03:36.32 (01:50.56) [3]	05:25.61 (01:49.29) [3]	07:09.64 (01:44.03)	
2	2	BAU Bath Univ Christina Cackett, Eleanor Denham, Robyn Bell, Anna Willis	W.4x-	01:44.21 [1]	03:34.16 (01:49.95) [1]	05:23.30 (01:49.14) [1]	07:10.80 (01:47.50) 01.16	
3	4	USU Surrey Univ Cecile Flavin, Charlotte Gill, Elizabeth Hatch, Rachel Ebbens	W.4x-	01:46.81 [3]	03:35.58 (01:48.77) [2]	05:25.33 (01:49.75) [2]	07:14.21 (01:48.88) 03.41	
4	5	HEN Henley RC Emily Pimlott, Natalie Atkinson, Hannah Smith, Katy Parker	W.4x-	01:47.27 [4]	03:39.38 (01:52.11) [4]	05:32.14 (01:52.76) [4]	07:26.01 (01:53.87) 11.80	
5	1	LLA Llandaff RC Laura Starrs, Bethan Davies, Nicola Hall, Bethan Roberts	W.4x-	01:52.02 [6]	03:51.05 (01:59.03) [6]	05:48.87 (01:57.82) [5]	07:47.22 (01:58.35) 21.21	
6	6	RDG Reading RC Eloise Maguire, Marina Miles, Hannah Street, Jessica Shepherd	W.4x-	01:50.87 [5]	03:50.13 (01:59.26) [5]	05:50.88 (02:00.75) [6]	07:51.18 (02:00.30) 03.96	
DNS	3	NTU Nottm Trent Jessica Gilbert, Emma Wrigley, Megan Halsted, Faye Williams	W.4x-					

Metropolitan Amateur Regatta (Sat)

Race 93

Women's Coxless Pairs Tier 3

Final




Posn	Lane	Club		500m	1000m	1500m	Finish	Next
1	2	OLW (A) Oxford ULWRC Jenny Tran, Rachel Anderson	W.2-	01:52.92 [1]	03:50.40 (01:57.48) [1]	06:13.19 (02:22.79) [3]	07:47.49 (01:34.30)	
2	4	LEA (B) Lea RC Rachel Lund, Valentina Futoryanova	W.2-	01:56.63 [3]	03:54.20 (01:57.57) [2]	05:54.13 (01:59.93) [1]	07:50.24 (01:56.11) 02.75	
3	5	DUB (D) Durham Univ Ashleigh Mason, Madeleine Orr	W.2-	01:59.04 [4]	04:02.67 (02:03.63) [3]	06:06.38 (02:03.71) [2]	08:10.12 (02:03.74) 19.88	
4	3	GRO Grosvenor RC Maud Moir, Holly Menary	W.2-	01:55.48 [2]	04:02.88 (02:07.40) [4]	DNA -	08:23.23 (08:23.23) 13.11	

Metropolitan Amateur Regatta (Sat)

Race 94

Coxed Fours Tier 4

Final




Posn	Lane	Club		500m	1000m	1500m	Finish	Next
1	1	UBI Birmingham Univ Finn Sprackling, Edward Weston, Thomas Stanford, Ollie Clarke, [Cox] Natalie Elsdon	4+	01:36.48 [1]	03:18.47 (01:41.99) [1]	05:03.38 (01:44.91) [1]	06:45.56 (01:42.18)	
2	6	AGE (B) Agecroft RC Adam Godfrey, David Bentham, Nick Morrey, Oliver Uttley, [Cox] Annabel Pooley	4+	01:42.98 [5]	03:26.36 (01:43.38) [4]	05:08.84 (01:42.48) [3]	06:49.95 (01:41.11) 04.39	
3	4	JEO Jesus Coll Oxf John Gardner, Keir Bowater, Andrew Everall, Iolo Jones, [Cox] Iona Gilby	4+	01:41.60 [3]	03:25.57 (01:43.97) [2]	05:08.53 (01:42.96) [2]	06:51.32 (01:42.79) 01.37	
4	7	ZNU (D) NUI Galway BC Donal Coen, Eoghan Walls-Tuite, Brian Keane, Jack Kilduff, [Cox] Johanna Walsh	4+	01:42.04 [4]	03:26.08 (01:44.04) [3]	05:10.90 (01:44.82) [4]	06:56.28 (01:45.38) 04.96	
5	2	KRC (C) Kingston RC Emil Biese, Fred Isaac, Marcus Sirmon, Joshua Spice, [Cox] Zara Scott	4+	01:41.07 [2]	03:27.29 (01:46.22) [5]	05:14.56 (01:47.27) [5]	07:00.97 (01:46.41) 04.69	
6	3	WIN Winchester Coll Kareek Garlick, William St John Butler, Austin Stevens, Jonathan Davidson, [Cox] Max Bruce	4+	DNA [7]	03:31.72 (03:31.72) [6]	05:19.33 (01:47.61) [6]	07:08.52 (01:49.19) 07.55	
7	5	PTR (A) Putney Town Rory Keith, James Percival, Jonathan Fisher, James Diserens, [Cox] Ruth Bloxam	4+	01:44.05 [6]	03:31.99 (01:47.94) [7]	05:22.56 (01:50.57) [7]	07:13.82 (01:51.26) 05.30	

Metropolitan Amateur Regatta (Sat)

Race 95

Eights Tier 3

Final




Posn	Lane	Club		500m	1000m	1500m	Finish	Next
1	4	AGE (B) Agecroft RC Andrew Thomas, Rory O'Neill, Thomas Buckley, Tristan Hollis, Sean Szekely, John Ford, Benedict Adey-Johnson, Jack Roe, [Cox] Lucy Masters	8+	01:27.85 [1]	02:57.37 (01:29.52) [1]	04:25.94 (01:28.57) [1]	05:55.38 (01:29.44)	
2	6	ZCD (A) University Coll Dublin RC Cameron Murphy, Coman O'Connell, Michael Noonan, Mark Doyle, Seamus Kennedy, David Somers, Niall Farrell, James O'Sullivan, [Cox] Shauna Fitz	8+	01:28.70 [2]	02:58.42 (01:29.72) [2]	04:28.58 (01:30.16) [2]	05:57.91 (01:29.33) 02.53	
3	5	UBR (A) Bristol Univ Arthur Smith, Harry Rosen, Alex Heslop, James Foster, John Allden, Elias Kassell Raymond, Benjamin Slingsby, Carl Cox, [Cox] Johanna Dodgson	8+	01:29.39 [3]	03:00.43 (01:31.04) [3]	04:29.85 (01:29.42) [3]	05:59.73 (01:29.88) 01.82	
4	3	WRR Worcester RC David Hopkins, James Riach, Alex Kearns, Jack McDonald, Ryan Pettifer, William Fraser, Joshua Rogers, Timothy Woodman, [Cox] Molly Elkins	8+	01:30.56 [4]	03:02.21 (01:31.65) [4]	04:34.23 (01:32.02) [4]	06:05.32 (01:31.09) 05.59	
5	2	ETN/ RNY (B) Eton Coll/ Navy & Marines Oliver Brufal de Melgarejo (ETN), Adam Momburu (ETN), Andy Matheson (RNY), Kuttel Rorke (ETN), Theodore Hall (ETN), Alex Ruis (ETN), Aubrey Warley (ETN), Richard Taylor (ETN), [Cox] Edward Bracey (ETN)	8+	01:31.51 [5]	03:04.73 (01:33.22) [6]	04:35.49 (01:30.76) [5]	06:05.63 (01:30.14) 00.31	
6	7	RCH (B) Royal Chester Fraser Morgan, Henry William McGarva, Peter Dean, Daniel Weatherly, Harrison Hunter, Thomas Rushton, Alexander Constantinou, John Hedley McGarva, [Cox] Abigail Sanders	8+	01:31.92 [6]	03:03.79 (01:31.87) [5]	04:36.66 (01:32.87) [6]	06:07.59 (01:30.93) 01.96	







Metropolitan Amateur Regatta (Sat)

Race 96

Women's Junior 18 Quad Sculls

Final




Posn	Lane	Club		500m	1000m	1500m	Finish	Next
1	5	IEL Isle of Ely RC Helena O'Donnell, Rebecca Welch, Kate Lyster, Molly Johnson	W,J18.4x-	DNA	03:26.81 (03:26.81)	05:17.61 (01:50.80)	06:55.07 (01:37.46)	
					[1]	[1]		
2	3	SWP W Perkin's Sch Emily Baker, Emily Keen, Emma Fountain, Annabelle Taylor	W,J18.4x-	DNA	03:33.73 (03:33.73)	05:20.84 (01:47.11)	07:04.59 (01:43.75)	
					[3]	[3]	09.52	
3	4	LTU Latymer Upper Madeline Lloyd, Mia Thomas, Georgina Seal, Phoebe Ransom	W,J18.4x-	DNA	03:32.26 (03:32.26)	05:19.66 (01:47.40)	07:06.71 (01:47.05)	
					[2]	[2]	02.12	
4	2	CNN/ IEL/ KSE Cambridge 99/ Isle of Ely RC/ ... Rebecca Garrett (KSE), Freya Dingwall (IEL), Olivia Morgan (CNN), Holly Lancaster (KSE)	W,J18.4x-	DNA	03:34.72 (03:34.72)	05:24.94 (01:50.22)	07:09.78 (01:44.84)	
					[4]	[4]	03.07	
5	6	GLB Globe RC Nomedala Laukyte, Siobhan Samuel, Leila Bernstein, Julia Olawumi	W,J18.4x-	DNA	03:36.58 (03:36.58)	05:26.81 (01:50.23)	07:14.93 (01:48.12)	
					[5]	[5]	05.15	
6	7	SPG St Paul's Girls Helen Elizabeth Kirkpatrick, Lara Emma Catherine Valt, Nicola kate Lawless, Aurelia Cowan	W,J18.4x-	DNA	03:38.29 (03:38.29)	05:31.36 (01:53.07)	07:19.74 (01:48.38)	
					[6]	[7]	04.81	

Metropolitan Amateur Regatta (Sat)

Race 97

Women's Eights Championship

Final




Posn	Lane	Club		500m	1000m	1500m	Finish	Next
1	4	MBC Molesey BC Emma McDonald, Caitlin Boyland, Gabby Rodriguez, Elo Luik, Lucy Primmer, Ruth Whyman, Rebecca Edwards, Katie Bartlett, [Cox] Morgan Baynham-Williams	W.8+	01:32.92 [1]	03:09.74 (01:36.82) [1]	04:45.80 (01:36.06) [1]	06:22.83 (01:37.03)	
2	5	NEW (B) Newcastle Univ Phoebe Truett, Sundee Denton-Chandler, Anna Van de Braak, Charlotte Dobson, Leanne Knight, Kate Woolley, Kathryn Eccles, Lucy Stanhope, [Cox] Charlotte Hill	W.8+	01:36.66 [2]	03:15.10 (01:38.44) [2]	04:59.14 (01:44.04) [3]	06:32.70 (01:33.56) 09.87	
3	3	TSS (B) Tideway Sc Sch Holly Smith, Catherine O'Riordan, Kate Thorne, Alicia Keith, Ellenor Peebles, Cecilia Ricks, Sally Trump, Katie Potter, [Cox] Sophie Shapter	W.8+	01:39.03 [3]	03:18.89 (01:39.86) [3]	DNA -	06:38.79 (06:38.79) 06.09	
4	2	DUB (A) Durham Univ Francesca Quinn, Maya Nickituk, Megan Lillington, Kate Lillington, Amy Polglase, Ellen Roberts, Lucinda Ellaway-Bell, Helena Louise Lang, [Cox] Abigail Riley	W.8+	01:41.55 [6]	03:20.95 (01:39.40) [5]	DNA -	06:40.63 (06:40.63) 01.84	
5	6	ZCR Commercial RC martina bracken, edel gary, gill crowe, gillian hosford, naomi fearon, hazel o neill, Sinead Dolan, ruth morris, [Cox] niamh williams	W.8+	01:39.52 [4]	03:19.55 (01:40.03) [4]	05:01.58 (01:42.03) [4]	06:41.44 (01:39.86) 00.81	
5	7	NEW (A) Newcastle Univ Fiona Chestnutt, Harriet Aubrook, Lydia Davis, Frances Russell, Katherine Bulmer, Leah Kindleyside, Harriet Roddy, Rachel Webb, [Cox] Sophie Bury	W.8+	01:40.67 [5]	03:21.33 (01:40.66) [6]	05:02.29 (01:40.96) [5]	06:41.44 (01:39.15)	

Metropolitan Amateur Regatta (Sat)

Race 98

Quad Sculls Championship

Final



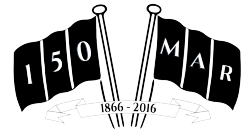
Posn	Lane	Club		500m	1000m	1500m	Finish	Next
1	4	EHU Edinburgh Univ James Temple, Josh Armstrong, Matthew Curtis, Gavin Horsburgh	4x-	01:27.72 [1]	02:56.74 (01:29.02) [1]	04:27.41 (01:30.67) [1]	05:56.62 (01:29.21)	
2	5	AGE/ CLD/ NRC/ TEE Agecroft RC/ Clydesdale ARC/ N... Cameron Harrison (TEE), Matthew Haywood (NRC), Jake Brown (AGE), Jack Burns (CLD)	4x-	01:28.62 [2]	02:58.95 (01:30.33) [2]	04:30.55 (01:31.60) [2]	05:59.25 (01:28.70) 02.63	
3	6	ZCD/ ZFS/ ZUC University Coll Dublin RC/ Ski... Jake McCarthy (ZFS), Shane O'Connell (ZCD), Andrew Goff (ZCD), Stephen O'Connor (ZUC)	4x-	01:29.08 [3]	03:01.04 (01:31.96) [3]	04:32.89 (01:31.85) [3]	06:02.47 (01:29.58) 03.22	
4	3	IMP/ MBC (B) Imperial Coll/ Molesey BC Adam Freeman-Pask (IMP), Berend van Wachem (IMP), Tom Solesbury (MBC), Tom Middleton (MBC)	4x-	01:32.78 [4]	03:07.33 (01:34.55) [4]	DNA -	06:17.91 (06:17.91) 15.44	
5	2	AKN/ DAT/ UTC Auriol Ken/ Dart Totnes ARC/ U... Elliot Barton (DAT), W Hugh MacKworth-Praed (AKN), Adam Rennie (UTC), Thomas Carter (UTC)	4x-	01:33.58 [6]	03:08.57 (01:34.99) [5]	04:44.67 (01:36.10) [4]	06:18.35 (01:33.68) 00.44	

Metropolitan Amateur Regatta (Sat)

Race 99

Eights Tier 5

Final




Posn	Lane	Club		500m	1000m	1500m	Finish	Next
1	4	BAU Bath Univ Henry Jones, Charlie Parker, Ben Pickford, Matthew Moore, Matthew Horsford, Marcus Lewis, William England, Thomas Bowles, [Cox] Daniel Bailache	8+	01:33.79 [3]	03:02.54 (01:28.75) [2]	04:40.12 (01:37.58) [2]	06:04.81 (01:24.69)	
2	5	UWE W England Univ Aghaude Amadi, Edward Dean, Benjamin Stafford, Will Lord, Liam Hopkins, Robert Bonham, Andrew Heath, Tim Waller, [Cox] Freya Jennings	8+	01:28.25 [1]	03:00.52 (01:32.27) [1]	04:35.53 (01:35.01) [1]	06:05.05 (01:29.52) 00.24	
3	3	NTU Nottm Trent Callum Donington, James Beagles, Adam Swain, Guy Woolford, Yiana Shakespeare, Edd Maryon, Samuel Geller, Edward Stracey, [Cox] Joe Elliott	8+	01:31.01 [2]	03:05.42 (01:34.41) [3]	04:40.90 (01:35.48) [3]	06:10.56 (01:29.66) 05.51	
4	2	LEE (B) Leeds RC Andrew Walker, Mark Tarrant, Lewis Marston, Conor Vincent, James Tipper, Daniel Humphrey, Vasileios Athanasiadis, Theodosios Travlos, [Cox] Jasmine Jones	8+	01:37.82 [5]	03:09.07 (01:31.25) [4]	04:48.87 (01:39.80) [4]	06:12.50 (01:23.63) 01.94	
5	6	NOR (B) Norwich RC Oliver Roe, Ed English, Oli Tyler, Carey Pearson, Carl Shiplee, Jake Kattenhorn Black, Toby Trett, Oliver Negus, [Cox] Darwin Columbus Friend	8+	01:34.45 [4]	03:11.32 (01:36.87) [5]	04:49.14 (01:37.82) [5]	06:27.58 (01:38.44) 15.08	
6	7	CCS Claire's Court Alex Jackson, Ben Broadhead, Alexander Getley, Raamie Falck Award, Oliver Hill, Toby Yate, Adam Fairley, Ben Forster, [Cox] Charles Nash	8+	01:43.81 [6]	03:19.86 (01:36.05) [6]	DNA -	06:45.10 (06:45.10) 17.52	

Metropolitan Amateur Regatta (Sat)

Race 100

Coxed Fours Tier 2

Final



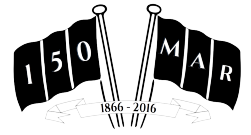
Posn	Lane	Club		500m	1000m	1500m	Finish	Next
1	4	ZNU (A) NUI Galway BC Brion O'Rourke, Eoghan Whittle, Jack Bennett, Oisín Nolan, [Cox] Cathal McNamara	4+	DNA [1]	DNA [1]	DNA [1]	DNA -	
2	5	TRC (A) Thames RC Thomas Foad, Marc Cox, Thomas Portsmouth, Zack Youell, [Cox] Lesley Vowles	4+	DNA [2]	DNA [2]	DNA [2]	DNA -	
3	3	USU Surrey Univ Jonas Butvilas, Alex Law, Harry Grassom, Andrew Stevenson, [Cox] Tsolo Swan	4+	DNA [5]	DNA [4]	DNA [3]	DNA -	
4	7	MBC (B) Molesey BC Andy Warren, Rhys Westall, Kenneth Gray, Andrew Turner, [Cox] Jonna de Vries	4+	DNA [4]	DNA [6]	DNA [5]	DNA -	
5	6	KRC (A) Kingston GS/ Kingston RC Cameron Spurling, Hal Bedford-Payne, Andrew Bedford, George Fellows, [Cox] Adele Hing	4+	DNA [3]	DNA [3]	DNA [4]	DNA -	
6	2	ULO London Univ Matthew Denley, Andrew Holm, Frederick Smart, Archie Hilder, [Cox] Megan Neville	4+	DNA [6]	DNA [5]	DNA [6]	DNA -	

Metropolitan Amateur Regatta (Sat)

Race 101

Single Sculls Championship

Final



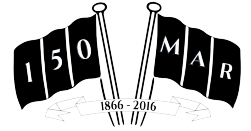
Posn	Lane	Club		500m	1000m	1500m	Finish	Next
1	4	MBC Molesey BC Dave Bell	1x	01:42.63 [1]	03:27.33 (01:44.70) [1]	05:16.53 (01:49.20) [1]	07:07.16 (01:50.63)	
2	5	BAU Bath Univ Nick Bell	1x	01:44.60 [2]	03:29.22 (01:44.62) [2]	05:24.81 (01:55.59) [2]	07:11.85 (01:47.04) 04.69	
3	2	ZSN Shandon BC Ronan Byrne	1x	01:49.14 [5]	03:38.47 (01:49.33) [4]	05:28.24 (01:49.77) [4]	07:13.65 (01:45.41) 01.80	
4	7	ARM Army RC Stephen Cox	1x	01:47.42 [3]	03:36.83 (01:49.41) [3]	05:27.91 (01:51.08) [3]	07:17.53 (01:49.62) 03.88	
5	3	ZDJ Castleconnell Boat Club Fionnan Crowley	1x	01:48.50 [4]	03:39.61 (01:51.11) [5]	05:32.73 (01:53.12) [5]	07:24.63 (01:51.90) 07.10	
6	6	ZSN Shandon BC Dan Begley	1x	DNA	03:42.68 (03:42.68) [6]	05:41.48 (01:58.80) [6]	07:38.75 (01:57.27) 14.12	

Metropolitan Amateur Regatta (Sat)

Race 102

Coxless Pairs Championship

Final




Posn	Lane	Club		500m	1000m	1500m	Finish	Next
1	5	MBC Molesey BC George Stewart, Alastair Douglass	2-	01:36.51 [1]	03:28.58 (01:52.07) [1]	05:00.66 (01:32.08) [1]	06:40.58 (01:39.92)	
2	2	IMP (B) Imperial Coll A Ball, Edward Bentley	2-	01:40.02 [2]	03:31.32 (01:51.30) [3]	05:12.82 (01:41.50) [2]	06:57.07 (01:44.25) 16.49	
3	3	ZUC (A) University Coll Cork RC Steven Murphy, David Synnott	2-	01:40.37 [3]	03:29.17 (01:48.80) [2]	DNA -	06:59.23 (06:59.23) 02.16	
4	6	IMP (A) Imperial Coll Jonathan Edwards, Alister Fraser	2-	01:40.95 [4]	03:35.35 (01:54.40) [5]	05:16.13 (01:40.78) [3]	07:03.08 (01:46.95) 03.85	
5	4	HEN Henley RC Michael Nagi, David Lambourn	2-	01:41.54 [5]	03:32.50 (01:50.96) [4]	05:20.13 (01:47.63) [4]	07:07.79 (01:47.66) 04.71	
6	7	IMP (D) Imperial Coll Luke Whiting, James Harrison	2-	DNA	03:36.02 (03:36.02) [6]	05:37.11 (02:01.09) [5]	07:28.52 (01:51.41) 20.73	

Metropolitan Amateur Regatta (Sat)

Race 103

Women's Quad Sculls Championship

Final




Posn	Lane	Club		500m	1000m	1500m	Finish	Next
1	1	TSS (B) Tideway Sc Sch Amelia Carlton, Olivia Uguz, Georgina Grandfield, Francesca Rawlins	W.4x-	01:37.41 [1]	03:17.41 (01:40.00) [1]	05:00.05 (01:42.64) [1]	06:42.81 (01:42.76)	
2	6	SAA/ WRC Star & Arrow/ Wallingford RC Saskia Devereux (SAA), Emma Lister (SAA), Kesiah Roe (SAA), Pippa Birch (WRC)	W.4x-	01:40.16 [3]	03:23.72 (01:43.56) [2]	05:09.61 (01:45.89) [2]	06:53.60 (01:43.99) 10.79	
3	4	NRC Nottingham RC Annie Campbell-Orde, Kerryn Meston, Kate Parsons, Jenna Draycott	W.4x-	01:39.77 [2]	03:24.72 (01:44.95) [3]	05:10.57 (01:45.85) [3]	06:55.25 (01:44.68) 01.65	
4	2	ULO London Univ Lottie Bruce, Fionnuala Gannon, Emma Reiser, Harriet Orr	W.4x-	01:41.67 [4]	03:26.31 (01:44.64) [4]	05:12.55 (01:46.24) [4]	06:57.00 (01:44.45) 01.75	
5	3	LTU Latymer Upper Carter Nelson, Mia Andersen, Darla Matthews, Olivia Von Stauffenberg	W.4x-	01:42.04 [5]	03:26.90 (01:44.86) [5]	05:13.60 (01:46.70) [5]	06:59.35 (01:45.75) 02.35	
6	5	MAA (B) Mortlake AA Claire Brown, Sophie Piper, Jade Robertson, Amy Hudson	W.4x-	01:42.76 [6]	03:30.60 (01:47.84) [6]	05:21.74 (01:51.14) [6]	07:10.96 (01:49.22) 11.61	

Metropolitan Amateur Regatta (Sat)

Race 104

Coxless Pairs Tier 3

Final




Posn	Lane	Club		500m	1000m	1500m	Finish	Next
1	3	DUB (A) Durham Univ Danylo Gorenkin, Oscar Lindsay	2-	01:38.27 [1]	03:18.83 (01:40.56) [1]	DNA -	06:52.34 (06:52.34)	
2	1	ZCK Cork BC Barry Connolly, Barry O'Flynn	2-	01:40.75 [2]	03:25.93 (01:45.18) [2]	DNA -	06:59.37 (06:59.37) 07.03	
3	5	DUB (C) Durham Univ Chris Rimmer, Joseph Johansen	2-	01:42.89 [3]	03:31.67 (01:48.78) [3]	05:24.35 (01:52.68) [1]	07:13.63 (01:49.28) 14.26	
4	4	REX (B) Rex BC George Middlehurst, Patrick Hanratty	2-	01:44.28 [4]	03:34.34 (01:50.06) [4]	05:28.57 (01:54.23) [2]	07:16.33 (01:47.76) 02.70	
5	6	PTR (B) Putney Town Henry Gill, Alistair Blair	2-	01:50.01 [5]	03:44.25 (01:54.24) [5]	05:43.12 (01:58.87) [3]	07:40.95 (01:57.83) 24.62	
DNS	2	DUB (B) Durham Univ Leon Langmead, James Vogel	2-					

Metropolitan Amateur Regatta (Sat)

Race 105

Women's Coxed Fours Tier 4

Final




Posn	Lane	Club		500m	1000m	1500m	Finish	Next
1	5	ZNU (A) NUI Galway BC Aisling Nolan, Ailbhe Griffin, Sorcha O'Donnell, Suan Mannion, [Cox] Johanna Walsh	W.4+	01:50.46 [1]	03:45.61 (01:55.15) [1]	DNA -	07:31.60 (07:31.60)	
2	2	LEE (B) Leeds RC Jessica Brush, Charlotte Milligan, Ella Sadler-Andrews, Emily Holt, [Cox] Harin Wijayathunga	W.4+	01:52.22 [2]	03:47.96 (01:55.74) [2]	DNA -	07:36.94 (07:36.94) 05.34	
3	3	ZDT (C) Dublin U Ladies Susie O' Neill, Ellen Clohessy, Maria Kennedy, Aine Kennedy, [Cox] Aoife Reid	W.4+	01:54.10 [4]	03:49.73 (01:55.63) [3]	DNA -	07:41.13 (07:41.13) 04.19	
4	4	USU Surrey Univ Holly Stemp, Anika Piezka, Megan Pearson, Hariette Case, [Cox] Joanna Walker	W.4+	DNA	03:52.32 (03:52.32) [4]	DNA -	07:44.00 (07:44.00) 02.87	
5	6	BAU Bath Univ Kimberley Ertl, Zara Mulholland, Ella Shilliday, Hannah Slater, [Cox] Ella Flanagan	W.4+	01:55.16 [5]	03:57.25 (02:02.09) [6]	DNA -	07:50.71 (07:50.71) 06.71	
6	7	GLT (B) Godolphin Lat Libby Bryant, Madeleine Macbeth, Emily Gustafsson, Madeline Grussing, [Cox] Tazeena Thorowgood	W.4+	01:53.55 [3]	03:53.67 (02:00.12) [5]	DNA -	07:55.20 (07:55.20) 04.49	







Metropolitan Amateur Regatta (Sat)

Race 106

Women's Eights Tier 3

Final



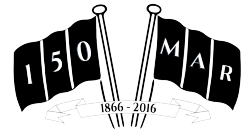
Posn	Lane	Club		500m	1000m	1500m	Finish	Next
1	4	ZDT (A)	W.8+	01:42.27	09:15.13	05:04.61	06:44.61	
		 Dublin U Ladies			(07:32.86)	-	(01:40.00)	
		Nora Fisher, Sarah Kelly, Aoife Corcoran, Caoimhe Dempsey, Aoife Byrne, Gemma Foley, Laura Walsh, Sarah Higgins, [Cox] Aoife Reid		[3]	[4]	[1]		
2	5	ZGY	W.8+	01:40.66	09:15.42	05:06.11	06:50.15	
		 Galway RC			(07:34.76)	-	(01:44.04)	
		Ruth Elwood, Kellie-Ann Folan, Isabella McDonald, Roisin Cahill, Kellie Wade, Amy Sims, Claire Elwood, Fiona Murtagh, [Cox] Sarah Lynch		[2]	[5]	[2]	05.54	
3	3	EXU	W.8+	01:43.59	09:13.31	05:13.24	06:57.61	
		 Exeter Univ			(07:29.72)	-	(01:44.37)	
		Sophie Ackert, Julia Bradley, Ella Armstrong, Arabella Weetch, Emily Batchelor, Caitlin Kickham, Samantha Over, Sophie Taylor, [Cox] Sophie Wrixon		[4]	[1]	[3]	07.46	
4	7	NUN	W.8+	01:48.17	09:15.74	05:18.15	07:02.04	
		 Nottm & Union			(07:27.57)	-	(01:43.89)	
		Jasmine Michalowska, Clodagh Gallagher, Amy Fenoulhet, Alice Williams, Mary Bryant Jeans, Heather Lund, Hannah Walker, Isobel Pullinger, [Cox] Laura Stops		[6]	[6]	[4]	04.43	
5	6	DUB (B)	W.8+	01:45.71	09:14.45	05:27.08	07:05.03	
		 Durham Univ			(07:28.74)	-	(01:37.95)	
		Samantha Bousfield, Anna Thomas, Emma Cramp, Anna van der Star, Alicia Schwarzenbach, Eva Siwiak-Jaszek, Megan Connolly, Harriet Watson, [Cox] Zoe Evans		[5]	[2]	[5]	02.99	
6	2	CBR (B)	W.8+	DNA	09:14.69	DNA	07:21.92	
		 Bristol City			(09:14.69)	-	(07:21.92)	
		Emma Greenhow, Rebecca Harnett, Jenna Randall Smith, ELLEN GRIST, Annabel Young, Eimear McGeehan, Andreea Paraschivescu, Rosie Oates, [Cox] Paddy Davison		[7]	[3]		16.89	

Metropolitan Amateur Regatta (Sat)

Race 107

Double Sculls Tier 2

Final




Posn	Lane	Club		500m	1000m	1500m	Finish	Next
1	3	UBI Birmingham Univ William White, Peter Purcell-Gilpin	2x	DNA [1]	DNA [2]	DNA [1]	DNA -	-
2	6	ZSN (A) Shandon BC Stephen O'Sullivan, Colm Hennessy	2x	DNA [2]	DNA [4]	DNA [2]	DNA -	-
3	1	BAU/ MIN Bath Univ/ Minerva Bath RC Thomas Mapp (BAU), Jens Hullah (MIN)	2x	DNA	DNA	DNA [3]	DNA -	-
4	5	BRX Broxbourne RC Ryan Cheale, Matthew Day	2x	DNA [3]	DNA [3]	DNA [4]	DNA -	-
5	2	CAB Cantabrigian RC Hannes Burfeind, James Adams	2x	DNA [6]	DNA [1]	DNA [6]	DNA -	-
6	7	ZCK Cork BC Ryan Povey, Cian O'Sullivan	2x	DNA [5]	DNA [5]	DNA [5]	DNA -	-




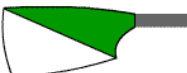

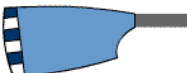

Metropolitan Amateur Regatta (Sat)

Race 108

Women's Coxless Fours Tier 2

Final




Posn	Lane	Club		500m	1000m	1500m	Finish	Next
1	4	NEW	W.4-	01:40.84	08:25.73	05:11.65	06:55.06	
		Newcastle Univ Megan Barry, Lola Anderson, Emily Ford, Nicole Lamb		[1]	(06:44.89) [4]	- [1]	(01:43.41)	
2	2	WRR	W.4-	01:42.47	DNA	05:21.07	07:07.87	
		Worcester RC Catherine Jackson, Eloise Foulds, Elizabeth Johnston, Caroline Sheppard		[2]	-	(05:21.07) [2]	(01:46.80) 12.81	
3	5	QBC/ TSS	W.4-	01:44.51	08:15.02	05:26.72	07:16.23	
		Quintin BC/ Tideway Sc Sch Rebekah Edgar (QBC), Kate Grose (TSS), Judith Schulz (TSS), Caroline Matthews (TSS)		[4]	(06:30.51) [2]	- [4]	(01:49.51) 08.36	
4	3	EXU	W.4-	01:43.38	08:25.25	05:26.28	07:18.36	
		Exeter Univ Kristina Stone, Eleanor Hayes, Julia James, Amy Louise Ward		[3]	(06:41.87) [3]	- [3]	(01:52.08) 02.13	
5	6	CFU	W.4-	01:49.44	08:14.41	05:36.47	07:29.75	
		Cardiff Univ Georgie Haynes, Ella Tepper, Olivia Howe, Bridget Lapage		[6]	(06:24.97) [1]	- [5]	(01:53.28) 11.39	
6	7	CUR	W.4-	01:48.24	DNA	05:39.37	07:34.54	
		Curlew RC Gemma Barker, Anna Palsdottir, Sophie Leonard, Charlotte Waghorne		[5]	-	(05:39.37) [6]	(01:55.17) 04.79	
DNS	1	MBC	W.4-					
		Molesey BC Alice Jefferies, Sasha Ellam-Brown, Katharina Clark, Lillie Reid						

Metropolitan Amateur Regatta (Sat)

Race 109

Women's Single Sculls Tier 5

Final




Posn	Lane	Club		500m	1000m	1500m	Finish	Next
1	2	EXU Exeter Univ Alex Flynn	W.1x	01:58.03 [1]	07:40.37 (05:42.34) [3]	06:06.32 - [1]	08:11.63 (02:05.31)	
2	5	IEL Isle of Ely RC Imogen Magner	W.1x	02:03.37 [3]	07:41.39 (05:38.02) [6]	06:23.89 - [3]	08:30.90 (02:07.01) 19.27	
3	6	WRU Worcester Univ Amy Freeman	W.1x	01:59.30 [2]	07:41.03 (05:41.73) [5]	06:23.44 - [2]	08:32.57 (02:09.13) 01.67	
4	3	TUN Taunton RC Amy Hallett	W.1x	02:08.43 [5]	07:39.52 (05:31.09) [1]	06:43.25 - [4]	08:53.74 (02:10.49) 21.17	
5	4	NEW Newcastle Univ Lina Larsson	W.1x	02:06.26 [4]	07:40.70 (05:34.44) [4]	06:48.02 - [5]	09:20.22 (02:32.20) 26.48	
6	1	NEW Newcastle Univ Sophie Adams	W.1x	02:16.81 [6]	07:40.06 (05:23.25) [2]	06:59.53 - [6]	09:23.32 (02:23.79) 03.10	








Metropolitan Amateur Regatta (Sat)

Race 110

Women's Double Sculls Tier 2

Final




Posn	Lane	Club		500m	1000m	1500m	Finish	Next
1	3	WRR/ WRU	W.2x	01:47.94	07:29.93	05:32.86	07:26.19	
		Worcester RC/ Worcester Univ Katinka Ernst (WRU), Giedre Rakauskaite (WRR)		[1]	(05:41.99) [7]	- [1]	(01:53.33)	
2	1	TSS (B)	W.2x	01:49.75	07:20.35	DNA	07:34.39	
		Tideway Sc Sch Thea Adamson, Elizabeth Williams		[2]	(05:30.60) [4]	-	(07:34.39) 08.20	
3	5	DUB	W.2x	01:56.41	07:29.26	DNA	07:35.61	
		Durham Univ Naomi Doye, Emily Grant		[5]	(05:32.85) [6]	-	(07:35.61) 01.22	
4	7	TYN (B)	W.2x	01:51.91	07:21.28	05:41.01	07:36.57	
		Tyne RC Laura Clack, Amy Bowman		[4]	(05:29.37) [5]	- [2]	(01:55.56) 00.96	
5	2	KRC/ TSS	W.2x	01:50.97	07:19.40	DNA	07:40.20	
		Kingston RC/ Tideway Sc Sch Andrea Finn (KRC), Elaine Johnstone (TSS)		[3]	(05:28.43) [1]	-	(07:40.20) 03.63	
6	6	CFC (A)	W.2x	02:00.97	07:20.03	06:13.35	08:17.18	
		Cardiff City RC Victoria Self, Carmen Bedford		[6]	(05:19.06) [3]	- [6]	(02:03.83) 36.98	
7	4	VRC (A)	W.2x	02:01.80	07:19.72	06:18.13	08:24.61	
		Vesta RC Abi Watson, Emily Robinson		[7]	(05:17.92) [2]	- [7]	(02:06.48) 07.43	








Metropolitan Amateur Regatta (Sat)

Race III

Quad Sculls Tier 3

Final




Posn	Lane	Club		500m	1000m	1500m	Finish	Next
1	2	BUR/ ETN 	4x-	01:31.72 [1]	DNA -	04:40.20 (04:40.20)	06:14.00 (01:33.80)	
2	6	TSS/ TYR 	4x-	01:32.78 [3]	DNA -	04:45.13 (04:45.13)	06:19.21 (01:34.08)	05.21
3	4	RDU (B) 	4x-	01:32.13 [2]	DNA -	04:45.39 (04:45.39)	06:22.34 (01:36.95)	03.13
4	1	RDU (C) 	4x-	01:34.24 [5]	DNA -	04:47.27 (04:47.27)	06:24.20 (01:36.93)	01.86
5	7	RDG (B) 	4x-	01:33.46 [4]	DNA -	04:55.60 (04:55.60)	06:35.38 (01:39.78)	11.18
6	5	HCS 	4x-	01:37.91 [6]	DNA -	05:04.40 (05:04.40)	06:46.53 (01:42.13)	11.15
7	3	WRU 	4x-	01:38.59 [7]	DNA -	05:05.97 (05:05.97)	06:50.04 (01:44.07)	03.51

Metropolitan Amateur Regatta (Sat)

Race 112

Coxless Fours Tier 2

Final




Posn	Lane	Club		500m	1000m	1500m	Finish	Next
1	4	LDR (B) Leander Club Charles Waite-Roberts, Edward Gleadowe, Richard Clarke, Jamie Kirkwood	4-	01:28.54 [1]	DNA -	04:34.71 (04:34.71) [1]	06:05.83 (01:31.12)	
2	6	ZNU (A) NUI Galway BC Liam Keane, Mantis Pukelis, Kevin Nevile, Richard Bennett	4-	01:34.74 [3]	DNA -	04:44.89 (04:44.89) [2]	06:17.19 (01:32.30) 11.36	
3	5	ZCD University Coll Dublin RC Joe Ronaldson, Colm O'Riada, Tiarnan Doherty, Max Murphy	4-	01:33.60 [2]	DNA -	04:48.44 (04:48.44) [3]	06:23.84 (01:35.40) 06.65	
4	2	COX (A) Oxford City Simon Kerswell-Jensen, William Clarke, Matthew Jones, Malcolm Nisbet	4-	01:36.65 [6]	DNA -	04:51.51 (04:51.51) [4]	06:27.00 (01:35.49) 03.16	
5	3	FUL Fulham Reach Edward Birrell, Ross De Burgh, James Diaz-Sokoloff, Ben Bathurst	4-	01:36.08 [5]	DNA -	04:54.36 (04:54.36) [5]	06:32.75 (01:38.39) 05.75	
6	7	CBR (A) Bristol City Cameron Smith, James Wadsworth, Will Japp, Edward Piercy	4-	01:35.43 [4]	DNA -	04:58.24 (04:58.24) [6]	06:38.76 (01:40.52) 06.01	

Metropolitan Amateur Regatta (Sat)

Race 113

Eights Championship

Final



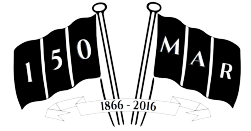
Posn	Lane	Club		500m	1000m	1500m	Finish	Next
1	4	TRC (A) Thames RC Alex Morris, Ian Hurley, Samuel Barnes, Orlando Nixon, Skye Landon, Ben Thomas, William Moorhouse, Thomas Phelps, [Cox] Vlad Saigau	8+	DNA	02:49.38 (02:49.38) [1]	04:18.34 (01:28.96) [1]	05:45.53 (01:27.19)	
2	6	ULO (A) London Univ Ben Freeman, James Richards, Alex Steventon, Max Townley, Joshua Tolley, Patrick Boomer, Joshua Kent, Patrick Sullivan, [Cox] Rajaei Sharma	8+	01:25.12 [2]	02:52.22 (01:27.10) [2]	04:18.49 (01:26.27) [2]	05:47.34 (01:28.85) 01.81	
3	3	WES Westminster Sch Baptiste Bouvier, Mathijs Deetman, Nicholas Cowling, Jake Swann, Alexander Green, Reginald Mitchell, Henry Jones, George Middleton, [Cox] Hugh Spaughton	8+	01:22.39 [1]	02:56.85 (01:34.46) [4]	04:25.71 (01:28.86) [4]	05:52.97 (01:27.26) 05.63	
4	7	ETN (B) Eton Coll Charles Pearson, Alexander Boardman, Francis Baring, Noah Norman, Patrick Adams, Felix Drinkall, Oscar Carr-Middleton, Max Ridgewell, [Cox] George Cozens	8+	01:25.81 [3]	02:58.07 (01:32.26) [5]	04:28.05 (01:29.98) [6]	05:54.06 (01:26.01) 01.09	
5	5	WIN Winchester Coll Dent Goodman, Alex Wythe, William Passmore, Hugo Durward, Oliver Le May, Milford Killian-Dawson, Tobias Schröder, Luke Robinson, [Cox] Gabriel Cuaycong	8+	01:27.51 [4]	02:55.16 (01:27.65) [3]	04:20.85 (01:25.69) [3]	05:54.93 (01:34.08) 00.87	
6	2	LRC (A) London RC Matthew Reeder, Dylan Wing, Todd Hale, Thomas Neeld, Tom Monaghan, Jamie Saunders, Sebastian Thomas, Lucas Vitale, [Cox] Kim Wilkinson	8+	01:28.13 [5]	02:59.98 (01:31.85) [6]	04:26.61 (01:26.63) [5]	05:56.49 (01:29.88) 01.56	

Metropolitan Amateur Regatta (Sat)

Race 114

Women's Single Sculls Tier 3

Final




Posn	Lane	Club		500m	1000m	1500m	Finish	Next
1	4	LER Leicester RC Sophie Connolly	W.1x	01:58.54 [2]	04:01.02 (02:02.48) [1]	DNA -	08:07.07 (08:07.07)	
2	2	CAB Cantabrigian RC Georgina Plunkett	W.1x	01:56.66 [1]	DNA -	DNA -	08:13.79 (08:13.79) 06.72	
3	3	WAD Wadham Coll Stephanie Hall	W.1x	02:00.83 [3]	04:07.05 (02:06.22) [2]	DNA -	08:14.07 (08:14.07) 00.28	
4	5	UTC Upper Thames RC Mary Merritt-Smith	W.1x	02:01.18 [4]	04:07.90 (02:06.72) [3]	DNA -	08:18.02 (08:18.02) 03.95	
5	7	PBD Poplar B&D Andrea Stock	W.1x	02:01.95 [5]	04:08.20 (02:06.25) [4]	DNA -	08:25.26 (08:25.26) 07.24	
6	6	TSS Tideway Sc Sch Gabby Cutler	W.1x	02:06.32 [6]	04:13.62 (02:07.30) [5]	DNA -	08:35.82 (08:35.82) 10.56	







Metropolitan Amateur Regatta (Sat)

Race 115

Women's Coxed Fours Tier 2

Final



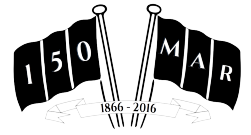
Posn	Lane	Club		500m	1000m	1500m	Finish	Next
1	4	ULO	W.4+	01:46.35	03:34.85	DNA	07:20.13	
		 London Univ			(01:48.50)	-	(07:20.13)	
		Anna Collins, Holly Exton-Smith, Amber Pierce, Olivia Rogerson, [Cox] Lauren Holland		[1]	[1]	[1]		
2	3	PTR (A)	W.4+	01:47.82	03:43.00	DNA	07:24.57	
		 Putney Town			(01:55.18)	-	(07:24.57)	
		Rachel Dean, Deborah Oakley, Catriona Docherty, Sophie Bluff, [Cox] Heather Longstaff		[2]	[3]		04.44	
3	5	KCL	W.4+	01:49.36	03:42.62	DNA	07:25.89	
		 King's Coll Lon			(01:53.26)	-	(07:25.89)	
		Danielle Wilcock, Molly Hackett, Amy Kilby, Stephanie Stone, [Cox] Manuela de Mendonca		[3]	[2]		01.32	
4	2	BBL	W.4+	01:52.44	03:45.65	DNA	07:32.55	
		 Barnes Br LRC			(01:53.21)	-	(07:32.55)	
		Clemmy Fontaine, Cara Cahill, Sarah Thompson, Laura Oakley, [Cox] Anna Costantini		[5]	[4]		06.66	
5	6	UTC	W.4+	01:51.73	03:46.51	DNA	07:36.63	
		 Upper Thames RC			(01:54.78)	-	(07:36.63)	
		Gabriella Halloran, Emma Peacock, Rhianna Cearns, Sally Pollok-Morris, [Cox] Zoe Thomas		[4]	[5]		04.08	
DNS	7	COX (A)	W.4+					
		 Oxford City						
		Louisa Taylor, Lucy Martin, Caitlin Armstrong, Corinne Larkworthy, [Cox] Suzanna Drohan						

Metropolitan Amateur Regatta (Sat)

Race 116

Coxless Fours Tier 4

Final



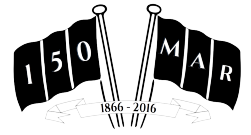
Posn	Lane	Club		500m	1000m	1500m	Finish	Next
1	4	MAV Maidstone Inv Dan Hawke, Mason Shoebridge, Jamie Waterhouse, Kaan Belton	4-	01:36.22 [1]	03:15.25 (01:39.03) [1]	DNA -	06:32.30 (06:32.30)	
2	3	PMB Pembroke Oxford Edward Rolls, Willem de Bruijn, Carl Gergs, Andrew James Saul	4-	01:36.96 [2]	03:16.17 (01:39.21) [2]	DNA -	06:33.28 (06:33.28) 00.98	
3	5	CBR (C) Bristol City Charles Caton, Patrick Wright, George Verdon, Ben Trotman	4-	01:37.96 [3]	03:18.82 (01:40.86) [3]	DNA -	06:38.98 (06:38.98) 05.70	
4	2	CFC (B) Cardiff City RC Shane Ahearne, Matthew Nicholls, Rhys Paul, Adrien Grubb	4-	01:40.70 [4]	DNA -	DNA -	06:44.77 (06:44.77) 05.79	
5	6	DUB Durham Univ Matthew Roe, Harry Cox, Lachie Ives, Benjamin Evans	4-	01:41.20 [5]	03:24.64 (01:43.44) [4]	DNA -	06:49.17 (06:49.17) 04.40	
6	7	RAD Radley Coll Rory Gearing, Felix Reynish, William Nelson, Felix Rawlinson	4-	01:47.53 [6]	03:24.97 (01:37.44) [5]	DNA -	06:57.12 (06:57.12) 07.95	

Metropolitan Amateur Regatta (Sat)

Race 117

Single Sculls Tier 3

Final




Posn	Lane	Club		500m	1000m	1500m	Finish	Next
1	5	AGE Agecroft RC Matt Jenner	1x	01:43.99 [1]	03:37.36 (01:53.37) [1]	DNA -	07:16.02 (07:16.02)	
2	3	AGE Agecroft RC Hugh Gallie	1x	01:45.63 [2]	03:38.42 (01:52.79) [2]	DNA -	07:19.90 (07:19.90) 03.88	
3	4	IEL Isle of Ely RC George Bourne	1x	01:45.95 [3]	03:38.87 (01:52.92) [3]	DNA -	07:23.13 (07:23.13) 03.23	
4	7	RDU Reading Univ Oliver Dix	1x	01:47.40 [5]	03:41.62 (01:54.22) [5]	DNA -	07:26.17 (07:26.17) 03.04	
5	6	LBS L'boro Students Alex Watkins	1x	01:47.09 [4]	03:41.20 (01:54.11) [4]	DNA -	07:28.29 (07:28.29) 02.12	
6	2	GLU Glasgow Univ Matthew Mole	1x	01:48.79 [6]	03:46.56 (01:57.77) [6]	DNA -	07:30.03 (07:30.03) 01.74	

Metropolitan Amateur Regatta (Sat)

Race 118

Single Sculls Tier 5

Final



Posn	Lane	Club		500m	1000m	1500m	Finish	Next
1	5	DUB Durham Univ Montague Norman	1x	01:50.48 [2]	03:42.69 (01:52.21) [1]	DNA -	07:26.36 (07:26.36)	
2	4	GRF Greenbank Timothy Wilkinson	1x	01:50.80 [3]	03:43.74 (01:52.94) [2]	DNA -	07:29.49 (07:29.49) 03.13	
3	3	NWK Newark RC Oliver Saunders	1x	01:52.85 [5]	03:47.37 (01:54.52) [5]	DNA -	07:30.88 (07:30.88) 01.39	
4	6	CFC Cardiff City RC George Cowley	1x	01:48.21 [1]	03:44.15 (01:55.94) [3]	DNA -	07:37.96 (07:37.96) 07.08	
5	2	GRO Grosvenor RC Connor Weaver	1x	01:51.72 [4]	03:46.86 (01:55.14) [4]	DNA -	07:43.29 (07:43.29) 05.33	
6	7	DUB Durham Univ Ryan Todhunter	1x	01:54.66 [6]	03:57.27 (02:02.61) [6]	DNA -	07:45.60 (07:45.60) 02.31	


Metropolitan Amateur Regatta (Sat)

Race 150

Single Sculls Championship

Heat 1

3 to F



Posn	Lane	Club		500m	1000m	1500m	Finish	Next
1	5	MBC Molesey BC Dave Bell	1x	DNA	DNA	DNA	DNA -	101 Final
2	3	ZSN Shandon BC Dan Begley	1x	DNA	DNA	DNA	DNA -	101 Final
3	2	ZSN Shandon BC Ronan Byrne	1x	DNA	DNA	DNA	DNA -	101 Final
4	6	TSS Tideway Sc Sch James Dunley	1x	DNA	DNA	DNA	DNA -	
5	4	BIR Birmingham Steven Byford	1x	DNA	DNA	DNA	DNA -	


Metropolitan Amateur Regatta (Sat)

Race 151

Single Sculls Championship

Heat 2

3 to F



Posn	Lane	Club		500m	1000m	1500m	Finish	Next
1	6	BAU Bath Univ Nick Bell	1x	DNA [1]	DNA -	DNA -	DNA -	101 Final
2	4	ZDJ Castleconnell Boat Club Fionnan Crowley	1x	DNA [3]	DNA -	DNA -	DNA -	101 Final
3	5	ARM Army RC Stephen Cox	1x	DNA [2]	DNA -	DNA -	DNA -	101 Final
4	2	QBC Quintin BC Jonathan Brown	1x	DNA [4]	DNA [1]	DNA -	DNA -	

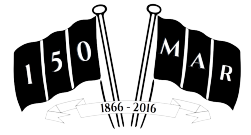
Metropolitan Amateur Regatta (Sat)

Race 152

Women's Single Sculls Championship

Heat 1

3 to F



Posn	Lane	Club		500m	1000m	1500m	Finish	Next
1	3	ZKG Killorglin Rowing Club Monika Dukarska	W.1x	01:50.62 [1]	DNA -	01:23.76 (01:23.76) [1]	DNA -	90 Final
2	1	DUB Durham Univ Rosalind Wilson	W.1x	01:51.95 [2]	DNA -	01:31.79 (01:31.79) [2]	DNA -	90 Final
3	5	LEE Leeds RC Georgina Brayshaw	W.1x	01:53.84 [3]	DNA -	01:47.90 (01:47.90) [4]	DNA -	90 Final
4	4	IMP Imperial Coll Pippa Whittaker	W.1x	01:55.89 [5]	DNA -	DNA -	DNA -	
5	2	ZNU NUI Galway BC Marie Pigott	W.1x	01:55.64 [4]	DNA -	01:32.08 (01:32.08) [3]	DNA -	

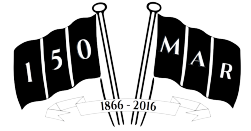
Metropolitan Amateur Regatta (Sat)






Race 153

Women's Single Sculls Championship

Heat 2

3 to F



Posn	Lane	Club		500m	1000m	1500m	Finish	Next
1	1	BAU Bath Univ Steph Clutterbuck	W.1x	DNA	DNA	01:35.09 (01:35.09)	DNA -	90 Final
						[2]	[2]	
2	2	ULO London Univ Robyn Hart-Winks	W.1x	01:54.33	DNA	01:44.28 (01:44.28)	DNA -	90 Final
				[3]	[5]	[5]		
3	4	ZCD University Coll Dublin RC Aileen Crowley	W.1x	01:53.38	DNA	01:39.55 (01:39.55)	DNA -	90 Final
				[2]	[4]	[4]		
4	5	RDG Reading RC Laura Meridew	W.1x	01:56.99	DNA	01:37.00 (01:37.00)	DNA -	
				[4]	[3]	[3]		
5	3	ZFS Skibereen RC Orla Hayes	W.1x	DNA	DNA	01:26.65 (01:26.65)	DNA -	
				[5]	[1]	[1]		