


Metropolitan Amateur Regatta (Sunday)

Race 11

Women's Single Sculls Tier 4

Heat 1

3 to F



Posn	Lane	Club		500m	1000m	1500m	Finish	Next
1	2	NOR Norwich RC Bethany Meakin	W.1x	02:02.35 [1]	04:07.94 (02:05.59) [1]	07:14.06 (03:06.12) [1]	08:26.50 (01:12.44)	31 Final
2	4	UBR Bristol Univ Teuntje Tijssen	W.1x	02:02.37 [2]	04:10.91 (02:08.54) [2]	DNA - [2]	08:33.18 (08:33.18) 06.68	31 Final
3	5	VRC Vesta RC Kirsten Adams	W.1x	02:06.30 [3]	04:15.49 (02:09.19) [4]	DNA - [4]	08:33.74 (08:33.74) 00.56	31 Final
4	1	ZQL Queens U Ladies Olivia Blundell	W.1x	02:06.61 [4]	04:15.14 (02:08.53) [3]	DNA - [3]	08:35.70 (08:35.70) 01.96	
5	3	TUN Taunton RC Amy Hallett	W.1x	02:14.76 [5]	04:35.22 (02:20.46) [5]	DNA - [5]	09:16.92 (09:16.92) 41.22	
6	6	Ouw Oxford UWBC Elettra Ardissino	W.1x	02:22.78 [6]	04:42.89 (02:20.11) [6]	DNA - [6]	09:21.12 (09:21.12) 04.20	


Metropolitan Amateur Regatta (Sunday)

Race 12

Women's Single Sculls Tier 4

Heat 2

3 to F



Posn	Lane	Club		500m	1000m	1500m	Finish	Next
1	5	EXU Exeter Univ Oluwaseun Olusanya	W.1x	01:55.92 [1]	04:01.35 (02:05.43) [1]	06:09.30 (02:07.95) [1]	08:17.54 (02:08.24)	31 Final
2	3	NRC Nottingham RC Fleur TavarÃ©	W.1x	02:03.26 [3]	04:14.18 (02:10.92) [3]	06:25.83 (02:11.65) [3]	08:34.69 (02:08.86) 17.15	31 Final
3	1	NRC Nottingham RC Isabella Barlow	W.1x	02:02.61 [2]	04:13.36 (02:10.75) [2]	06:23.98 (02:10.62) [2]	08:36.49 (02:12.51) 01.80	31 Final
4	6	GLW Glasgow RC Robyn Brogan	W.1x	02:08.25 [5]	04:23.92 (02:15.67) [5]	06:37.34 (02:13.42) [4]	08:50.36 (02:13.02) 13.87	
5	4	TNT 1927 BC Sarah Harbour	W.1x	02:07.68 [4]	04:21.16 (02:13.48) [4]	06:38.04 (02:16.88) [5]	08:56.63 (02:18.59) 06.27	
6	2	WRC Wallingford RC Electra Panagoulia	W.1x	02:12.51 [6]	04:31.02 (02:18.51) [6]	06:50.88 (02:19.86) [6]	09:12.75 (02:21.87) 16.12	


Metropolitan Amateur Regatta (Sunday)

Race 13

Coxed Fours Tier 3

Heat 1

3 to F



Posn	Lane	Club		500m	1000m	1500m	Finish	Next
1	4	DUB (A) Durham Univ Max Robinson, Oscar Lindsay, Danylo Gorenkin, Leon Langmead, [Cox] Eleanor Robson	4+	01:32.71 [1]	DNA - [1]	04:53.81 (04:53.81) [1]	06:35.41 (01:41.60)	33 Final
2	1	USU Surrey Univ Harry Grassom, Alex Law, Jonas Butvilas, Andrew Stevenson, [Cox] Tsolo Swan	4+	01:36.12 [2]	DNA - [2]	04:58.46 (04:58.46) [2]	06:37.90 (01:39.44) 02.49	33 Final
3	2	KCL King's Coll Lon Alexander Stevens, Erik Habich, Simon Deacon, James Gregory, [Cox] Jasper Couper	4+	01:37.52 [3]	DNA - [3]	05:01.31 (05:01.31) [3]	06:44.42 (01:43.11) 06.52	33 Final
4	6	AGE Agecroft RC Adam Godfrey, David Bentham, Nick Morrey, Oliver Uttley, [Cox] Annabel Pooley	4+	01:39.77 [4]	DNA - [4]	05:07.37 (05:07.37) [4]	06:49.43 (01:42.06) 05.01	
5	3	CAB (B) Cantabrigian RC Hannes Burfeind, Sam Philpott, Guy Fiddian, James Adams, [Cox] Sara Russo	4+	01:41.02 [5]	DNA - [5]	05:09.36 (05:09.36) [5]	06:52.29 (01:42.93) 02.86	Record Set
6	5	DUB (C) Durham Univ Christian Palmer, George Cansdale, Lucas Rodd, Lloyd Barron-Robinson, [Cox] Fiona Hardyman	4+	01:43.00 [7]	DNA - [7]	05:19.44 (05:19.44) [7]	07:03.50 (01:44.06) 11.21	
7	7	KRC (C) Kingston RC Emil Biese, Fred Isaac, Marcus Sirmon, Joshua Spice, [Cox] Prudence Seaward	4+	01:42.42 [6]	DNA - [6]	05:17.57 (05:17.57) [6]	07:08.04 (01:50.47) 04.54	


Metropolitan Amateur Regatta (Sunday)

Race 14

Coxed Fours Tier 3

Heat 2

3 to F



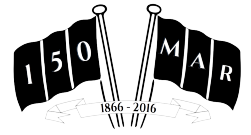
Posn	Lane	Club		500m	1000m	1500m	Finish	Next
1	3	DUB (B) Durham Univ Chris Rimmer, Joseph Johansen, Patrick Kinch, James Vogel, [Cox] Benjamin Rich	4+	01:38.59 [1]	03:18.64 (01:40.05) [1]	05:01.07 (01:42.43) [1]	06:42.90 (01:41.83)	33 Final
2	7	ZCK Cork BC Ryan Povey, Neil McCarthy, Barry Connolly, Cian O'Sullivan, [Cox] Siobhan Egan	4+	01:39.35 [2]	03:21.29 (01:41.94) [2]	05:03.23 (01:41.94) [2]	06:44.52 (01:41.29) 01.62	33 Final
3	4	WRC (B) Wallingford RC Robert Mason, James Wright, Robert Hines, Jonathan Mentor, [Cox] Poul Alexander	4+	01:40.64 [4]	03:23.66 (01:43.02) [3]	05:06.39 (01:42.73) [3]	06:48.86 (01:42.47) 04.34	33 Final Record Set
4	2	OXB Oxford Brookes Robert Jones, Samuel Smith, James O'Dell, Arthur Arnould, [Cox] Katy Ward	4+	01:39.74 [3]	03:23.87 (01:44.13) [4]	05:09.16 (01:45.29) [4]	06:51.82 (01:42.66) 02.96	
5	5	RCH Royal Chester Matthew Webb, David Barstow, Harry Ballard, Jonathan Jamshed, [Cox] Jessica Bromley	4+	01:42.01 [5]	03:30.17 (01:48.16) [5]	05:17.82 (01:47.65) [5]	07:04.93 (01:47.11) 13.11	
6	1	PTR (A) Putney Town Rory Keith, James Percival, Jonathan Fisher, James Diserens, [Cox] Jade Gowan	4+	01:43.75 [7]	03:35.56 (01:51.81) [7]	05:27.26 (01:51.70) [7]	07:16.13 (01:48.87) 11.20	
7	6	UNH United Hosp BC Marco Ghilardi, Saad Habib, Christopher Law, Shaman Dolly, [Cox] Christina Elliott	4+	01:42.77 [6]	03:33.63 (01:50.86) [6]	05:26.43 (01:52.80) [6]	07:17.32 (01:50.89) 01.19	

Metropolitan Amateur Regatta (Sunday)

Race 15

Women's Double Sculls Tier 1

Final



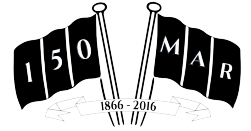
Posn	Lane	Club		500m	1000m	1500m	Finish	Next
1	1	ZFS (B) Skibereen RC Aoife Casey, Denise Walsh	W.2x	01:47.26 [2]	03:37.04 (01:49.78) [1]	05:26.67 (01:49.63) [1]	07:17.56 (01:50.89)	
2	5	Ouw/ OXB Oxford UWBC/ Oxford Brookes Imogen Mackie (OXB), Flo Pickles (OUW)	W.2x	01:46.81 [1]	03:38.49 (01:51.68) [2]	05:30.99 (01:52.50) [2]	07:26.01 (01:55.02) 08.45	
3	3	RDU (A) Reading Univ Loretta Grove, Lucy Ryan	W.2x	01:48.37 [3]	03:44.67 (01:56.30) [3]	05:41.76 (01:57.09) [3]	07:38.23 (01:56.47) 12.22	
4	2	TSS (A) Tideway Sc Sch Emily Walters, Bethan Walters	W.2x	01:49.85 [5]	03:46.33 (01:56.48) [4]	05:47.29 (02:00.96) [4]	07:46.97 (01:59.68) 08.74	
5	4	MBC (B) Molesey BC Alika-Peach Molloy, Claire McKeown	W.2x	01:49.51 [4]	03:46.61 (01:57.10) [5]	05:47.54 (02:00.93) [5]	07:47.78 (02:00.24) 00.81	
6	6	NRC Nottingham RC Charlotte Brown, Lucy Holgate	W.2x	01:50.08 [6]	03:51.49 (02:01.41) [6]	05:57.13 (02:05.64) [6]	08:01.61 (02:04.48) 13.83	

Metropolitan Amateur Regatta (Sunday)

Race 17

Women's Coxless Pairs Tier 2

Final



Posn	Lane	Club		500m	1000m	1500m	Finish	Next
1	2	IMP Imperial Coll Amy Gibson, Isobel Powell	W.2-	01:53.56 [1]	04:07.00 (02:13.44) [4]	05:57.71 (01:50.71) [1]	07:56.84 (01:59.13)	
2	1	WRC Wallingford RC Pippa Birch, Louise Hart	W.2-	01:56.86 [3]	04:02.91 (02:06.05) [2]	06:07.00 (02:04.09) [2]	08:07.98 (02:00.98)	11.14
3	4	ULO London Univ Kate Wagstaff, Sara Hegge	W.2-	01:55.90 [2]	04:03.69 (02:07.79) [3]	06:08.09 (02:04.40) [3]	08:12.02 (02:03.93)	04.04
4	3	TRC (B) Thames RC Eleanor Garratt-Smith, Sarah Fabes	W.2-	01:57.18 [4]	03:55.95 (01:58.77) [1]	06:12.62 (02:16.67) [4]	08:17.42 (02:04.80)	05.40
5	6	DUB Durham Univ Madeleine Orr, Ashleigh Mason	W.2-	02:03.65 [5]	04:19.71 (02:16.06) [5]	06:30.05 (02:10.34) [5]	08:41.71 (02:11.66)	24.29
6	5	FSC Furnivall SC Jessica Hartley, Meri Pesola	W.2-	02:03.98 [6]	04:20.24 (02:16.26) [6]	06:32.82 (02:12.58) [6]	08:43.96 (02:11.14)	02.25
7	7	VRC Vesta RC Abi Watson, Fiona Palamarczuk	W.2-	02:11.20 [7]	04:30.06 (02:18.86) [7]	06:50.01 (02:19.95) [7]	09:09.74 (02:19.73)	25.78

redrawn to straight final


Metropolitan Amateur Regatta (Sunday)

Race 18

Women's Coxed Fours Tier 2

Heat 1

3 to F



Posn	Lane	Club		500m	1000m	1500m	Finish	Next
1	6	PTR (A) Putney Town Rachel Dean, Deborah Oakley, Catriona Docherty, Sophie Bluff, [Cox] Heather Longstaff	W.4+	DNA [2]	03:48.32 (03:48.32) [1]	05:43.13 (01:54.81) [1]	07:39.28 (01:56.15)	37 Final
2	5	KCL King's Coll Lon Danielle Wilcock, Molly Hackett, Amy Kilby, Stephanie Stone, [Cox] Manuela de Mendonca	W.4+	DNA [1]	03:48.95 (03:48.95) [2]	05:46.12 (01:57.17) [2]	07:41.11 (01:54.99) 01.83	37 Final
3	4	UTC Upper Thames RC Emma Peacock, Gabriella Halloran, Rhianna Cearns, Sally Pollok-Morris, [Cox] Zoe Thomas	W.4+	DNA [3]	03:50.00 (03:50.00) [3]	05:48.35 (01:58.35) [3]	07:45.04 (01:56.69) 03.93	37 Final
4	3	GRO Grosvenor RC Siobhan Barnard, Laura Champion, Jessica Hulson, Jess Fitzpatrick, [Cox] Elizabeth Williams	W.4+	DNA [4]	03:52.69 (03:52.69) [4]	05:51.55 (01:58.86) [4]	07:46.77 (01:55.22) 01.73	
5	1	TSS Tideway Sc Sch Jennifer Scrine, Rachel Scanlan, Kate Thorne, Katya De Gentile-Williams, [Cox] Aba Carboo	W.4+	DNA [5]	03:55.60 (03:55.60) [6]	05:53.23 (01:57.63) [6]	07:50.08 (01:56.85) 03.31	
6	2	EXU Exeter Univ Sophie Taylor, Amy Louise Ward, Caitlin Kickham, Ella Armstrong, Rossana Wing, [Cox] Sophie Wrixon	W.4+	DNA [6]	03:54.57 (03:54.57) [5]	05:52.61 (01:58.04) [5]	07:50.52 (01:57.91) 00.44	


Metropolitan Amateur Regatta (Sunday)

Race 19

Women's Coxed Fours Tier 2

Heat 2

3 to F



Posn	Lane	Club		500m	1000m	1500m	Finish	Next
1	1	ULO London Univ Anna Collins, Holly Exton-Smith, Amber Pierce, Olivia Rogerson, [Cox] Lauren Holland	W.4+	01:47.31 [1]	03:40.95 (01:53.64) [1]	05:37.07 (01:56.12) [1]	07:34.66 (01:57.59)	37 Final
2	2	EXE (A) Exeter RC Kate Salmon, Rosalind West, Kirsty Barker, Rebecca Kelly, [Cox] Abby Jones	W.4+	01:51.10 [3]	03:45.85 (01:54.75) [2]	05:42.03 (01:56.18) [2]	07:39.25 (01:57.22) 04.59	37 Final
3	3	DUB (A) Durham Univ Tessa van Veen, Gabriella Hatfield, Megan Lillington, Kate Lillington, [Cox] Abigail Riley	W.4+	01:50.43 [2]	03:46.20 (01:55.77) [3]	05:43.64 (01:57.44) [3]	07:41.92 (01:58.28) 02.67	37 Final
4	5	WRC Wallingford RC Victoria Bellamy, Katherine Butler, Leigh-Ann Bard, Samantha Burrows, [Cox] Emily Booker	W.4+	DNA	DNA	DNA	07:42.30 (07:42.30) 00.38	
5	4	BBL Barnes Br LRC Clemmy Fontaine, Cara Cahill, Sarah Thompson, Laura Oakley, [Cox] Anna Costantini	W.4+	01:53.01 [6]	03:48.88 (01:55.87) [5]	05:47.97 (01:59.09) [5]	07:46.25 (01:58.28) 03.95	
6	6	TRC (B) Thames RC Laura Phillips, Lucy Thomas, Anna Harrison, Louisa Currey, [Cox] Alastair Jackson	W.4+	01:52.73 [5]	03:53.82 (02:01.09) [6]	05:56.64 (02:02.82) [6]	08:00.35 (02:03.71) 14.10	


Metropolitan Amateur Regatta (Sunday)

Race 20

Coxless Fours Tier 3

Heat 1

3 to F



Posn	Lane	Club		500m	1000m	1500m	Finish	Next
1	7	ZUC University Coll Cork RC David Keohane, Julian Larkin, Evan White, Thomas Higgins	4-	01:33.64 [1]	03:12.66 (01:39.02) [1]	04:56.38 (01:43.72) [1]	06:44.52 (01:48.14)	39 Final
2	3	HSB HSBC RC David Law, Ricardo Martinez, Pierre Antoine Lhommet, Max Thomas	4-	01:36.92 [3]	03:19.65 (01:42.73) [2]	05:04.00 (01:44.35) [2]	06:49.97 (01:45.97) 05.45	39 Final
3	6	SUA Stratford Avon Harpreet Mander, Oliver Smith, Benjamin Smith, Alastair Collier	4-	01:36.68 [2]	03:20.62 (01:43.94) [3]	05:07.57 (01:46.95) [3]	06:54.69 (01:47.12) 04.72	39 Final
4	1	CSH Sheffield City Piers Turnbull, Simon Coyne, Mark Burrell, Michael Luckham	4-	01:40.13 [5]	03:27.34 (01:47.21) [5]	05:13.69 (01:46.35) [4]	07:00.90 (01:47.21) 06.21	
5	2	RDG Reading RC Luke Grundy, James Batchelor, Henry Stevens, Michael Croll	4-	01:37.78 [4]	03:25.64 (01:47.86) [4]	05:14.42 (01:48.78) [5]	07:03.80 (01:49.38) 02.90	
DNS	4	MBC (D) Molesey BC Philip Bourguignon, William Hetherington, Cledwyn Ellison, Freddie Bonthron	4-					
DNS	5	MBC (C) Molesey BC Scott Cowie, Daniel Gowland, James Phillips, Ashley Cowley	4-					


Metropolitan Amateur Regatta (Sunday)

Race 21

Coxless Fours Tier 3

Heat 2

3 to F




Posn	Lane	Club		500m	1000m	1500m	Finish	Next
1	4	MHD Maidenhead RC Sam McCoriston, William Cranston, Tim Wallis-Caddell, Ross McCoriston	4-	01:35.55 [1]	03:17.22 (01:41.67) [1]	05:01.84 (01:44.62) [1]	06:43.18 (01:41.34)	39 Final
2	3	CUR Curlew RC Scott Bramley, Toby Churchus, Alexander Gibbons, Michael Scott	4-	01:37.46 [2]	03:19.62 (01:42.16) [2]	05:01.88 (01:42.26) [2]	06:43.47 (01:41.59) 00.29	39 Final
3	5	TSS (B) Tideway Sc Sch Tom Jenkins, Adam Aladay, Dimeji Ogunyoye, Lewis Van Diggele	4-	01:38.44 [4]	03:20.40 (01:41.96) [3]	05:06.43 (01:46.03) [3]	06:49.88 (01:43.45) 06.41	39 Final
4	6	TYN (A) Tyne RC Serkan Turkmen, George Starr, Danny Hunter, Henry Galbraith	4-	01:38.02 [3]	03:20.79 (01:42.77) [4]	05:07.01 (01:46.22) [4]	06:50.93 (01:43.92) 01.05	
5	2	TYN (B) Tyne RC Joshua Bate, Michael Dodds, Peter Storey, A J Musgrave	4-	01:45.36 [5]	DNA -	DNA -	07:25.38 (07:25.38) 34.45	
DNS	1	NTO The 1921 Boat Club Benjamin Wright, Angus Bolton, Henry Bennett, Benjamin Bownass	4-					

Metropolitan Amateur Regatta (Sunday)

Race 22

Women's Single Sculls Tier 2

Final



Posn	Lane	Club		500m	1000m	1500m	Finish	Next
1	6	DUB Durham Univ Rosalind Wilson	W.1x	01:53.63 [1]	03:55.88 (02:02.25) [1]	06:03.58 (02:07.70) [1]	08:21.09 (02:17.51)	
2	5	PBD Poplar B&D Andrea Stock	W.1x	01:59.77 [3]	04:09.06 (02:09.29) [4]	06:21.11 (02:12.05) [3]	08:31.81 (02:10.70) 10.72	
3	4	UTC Upper Thames RC Mary Merritt-Smith	W.1x	02:02.77 [4]	04:10.91 (02:08.14) [5]	06:24.28 (02:13.37) [5]	08:32.25 (02:07.97) 00.44	
4	3	RDU Reading Univ Amy Fuller	W.1x	02:02.72 [5]	04:08.69 (02:05.97) [3]	06:18.90 (02:10.21) [2]	08:33.65 (02:14.75) 01.40	
5	2	WBK Walbrook RC Natasha Gallagher	W.1x	01:59.13 [2]	04:08.36 (02:09.23) [2]	06:20.60 (02:12.24) [4]	08:34.14 (02:13.54) 00.49	
DNS	7	OXB Oxford Brookes Emily Green	W.1x					


Metropolitan Amateur Regatta (Sunday)

Race 23

Women's Double Sculls Tier 3

Heat 1

3 to F



Posn	Lane	Club		500m	1000m	1500m	Finish	Next
1	2	IMP Imperial Coll Jowita Mieszkowska, Kathryn Barnhill	W.2x	01:52.86 [1]	03:54.19 (02:01.33) [1]	05:55.62 (02:01.43) [1]	08:00.54 (02:04.92)	51 Final
2	4	NWK Newark RC Georgia Bryan, Tilly Ireland	W.2x	01:57.99 [2]	03:59.69 (02:01.70) [2]	06:03.12 (02:03.43) [2]	08:07.26 (02:04.14) 06.72	51 Final
3	5	AGE Agecroft RC Lauren Barclay, Jessica Swindells	W.2x	01:58.82 [3]	04:04.73 (02:05.91) [4]	06:07.28 (02:02.55) [3]	08:13.12 (02:05.84) 05.86	51 Final
4	1	GLR/ YRK Gloucester RC/ York City RC Zara Cottrill (GLR), Margit Rezacova (YRK)	W.2x	01:59.10 [4]	04:02.67 (02:03.57) [3]	06:11.18 (02:08.51) [4]	08:22.49 (02:11.31) 09.37	
DNS	3	IEL Isle of Ely RC Rebecca Welch, Imogen Magner	W.2x					
DNS	6	USU ????	W.2x					


Metropolitan Amateur Regatta (Sunday)

Race 24

Women's Double Sculls Tier 3

Heat 2

3 to F




Posn	Lane	Club		500m	1000m	1500m	Finish	Next
1	5	TSS (B) Tideway Sc Sch Marlie Carter Edwards, Elizabeth Williams	W.2x	01:55.68 [1]	03:56.19 (02:00.51) [1]	05:53.72 (01:57.53) [1]	07:52.08 (01:58.36)	51 Final
2	3	MBC (A) Molesey BC Hannah Foxley, Marie Grant	W.2x	01:57.23 [2]	03:58.27 (02:01.04) [2]	05:56.64 (01:58.37) [2]	07:52.60 (01:55.96) 00.52	51 Final
3	4	RDU (B) Reading Univ Beatrice Roe, Katherine Swales	W.2x	01:57.59 [3]	04:00.95 (02:03.36) [3]	06:04.06 (02:03.11) [3]	08:16.04 (02:11.98) 23.44	51 Final
4	6	NEW (B) Newcastle Univ Lina Larsson, Sophie Adams	W.2x	02:06.32 [4]	04:16.26 (02:09.94) [4]	06:25.80 (02:09.54) [4]	08:32.19 (02:06.39) 16.15	
5	2	VRC Vesta RC Alice Pickthall, Emily Robinson	W.2x	02:07.89 [5]	04:20.09 (02:12.20) [5]	DNA -	08:38.80 (08:38.80) 06.61	

Metropolitan Amateur Regatta (Sunday)

Race 25

Single Sculls Tier 4

Final




Posn	Lane	Club		500m	1000m	1500m	Finish	Next
1	5	CUB Cambridge Univ Aleksander Malowany	lx	01:48.74 [2]	03:38.87 (01:50.13) [1]	05:35.01 (01:56.14) [1]	07:33.01 (01:58.00)	
2	3	LBS L'boro Students Alex Watkins	lx	01:48.48 [1]	03:40.92 (01:52.44) [2]	05:39.39 (01:58.47) [2]	07:36.18 (01:56.79) 03.17	
3	2	MBC Molesey BC Sylvain Boyer	lx	01:51.55 [4]	03:46.57 (01:55.02) [4]	05:49.16 (02:02.59) [3]	07:46.22 (01:57.06) 10.04	
4	6	GLU Glasgow Univ Adam Kisvari	lx	01:49.50 [3]	03:46.56 (01:57.06) [3]	05:52.49 (02:05.93) [4]	08:01.39 (02:08.90) 15.17	
5	7	UTC Upper Thames RC Robert Moles	lx	DNA	DNA	DNA	DNA	
DNS	1	TRC ????	lx					



Metropolitan Amateur Regatta (Sunday)

Race 26

Coxed Fours Tier I

Final




Posn	Lane	Club		500m	1000m	1500m	Finish	Next
1	4	TAU	4+	01:33.82	03:10.79	04:48.60	06:26.33	
		 Taurus BC			(01:36.97)	(01:37.81)	(01:37.73)	
		Samuel Bannister, Timothy Grant, Edward Grisedale, Richard Hawkins, Alice McWilliam, [Cox] John Carlson		[2]	[1]	[1]		
2	6	IMP	4+	01:32.96	03:11.10	04:51.43	06:28.49	
		 Imperial Coll			(01:38.14)	(01:40.33)	(01:37.06)	
		Oliver Hines, Tristan Vouilloz, Toby Heaton, Jack Walsh, [Cox] Christopher Au		[1]	[2]	[2]	02.16	
3	5	SIP	4+	01:35.97	03:13.31	04:52.06	06:30.20	
		 Sport Imperial			(01:37.34)	(01:38.75)	(01:38.14)	
		Matthew Pointing, Joshua Butler, Sam Butler, Matthew Whaley, Hugo Ramambason, [Cox] Eleanor Smith		[3]	[3]	[3]	01.71	
4	7	MBC (B)	4+	01:36.68	03:16.91	04:57.13	06:34.39	
		 ???			(01:40.23)	(01:40.22)	(01:37.26)	
				[4]	[4]	[4]	04.19	Record Set
5	1	SAN	4+	01:38.08	03:18.97	04:59.90	06:38.53	
		 St Andrew BC			(01:40.89)	(01:40.93)	(01:38.63)	
		Gregor Maxwell, Findlay Ralley, Kieran Tierney, Graham Ord, [Cox] Helena Watson		[6]	[5]	[5]	04.14	
6	3	SUA	4+	01:36.92	03:20.19	05:05.25	06:47.66	
		 Stratford Avon			(01:43.27)	(01:45.06)	(01:42.41)	
		Edward Lewry, Thomas Coles, Ben Twiney, Christopher Thomas, [Cox] Eleanor Willetts		[5]	[6]	[6]	09.13	
7	2	KRC (A)	4+	01:43.72	03:30.24	05:10.40	07:03.48	
		 Kingston GS/ Kingston RC			(01:46.52)	(01:40.16)	(01:53.08)	
		Ben Handy, Thomas Rawlins, Matthew McWilliam, Tom Hopkins, Prudence Seaward, [Cox] Adele Hing		[7]	[7]	[7]	15.82	

Metropolitan Amateur Regatta (Sunday)

Race 27

Women's Quad Sculls Tier 2

Final



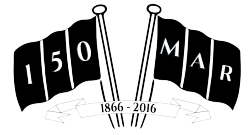
Posn	Lane	Club		500m	1000m	1500m	Finish	Next
1	2	USU Surrey Univ Rachel Ebbens, Elizabeth Hatch, Cecile Flavin, Charlotte Gill	W.4x-	02:02.88 [4]	10:53.75 (08:50.87) [8]	05:35.07 - [1]	07:27.62 (01:52.55)	
2	4	KRC Kingston RC Molly Stalley, Melanie Court-Smith, Caroline Willett, Rachel Knight	W.4x-	01:49.41 [2]	10:46.41 (08:57.00) [7]	05:42.88 - [2]	07:35.61 (01:52.73) 07.99	
3	5	BAU Bath Univ Anna Willis, Eleanor Denham, Robyn Bell, Christina Cackett	W.4x-	01:49.56 [1]	10:57.32 (09:07.76) [9]	05:44.76 - [3]	07:37.95 (01:53.19) 02.34	
4	3	HEN Henley RC Katy Parker, Natalie Atkinson, Hannah Smith, Emily Pimlott	W.4x-	DNA	03:48.84 (03:48.84) [4]	05:47.71 (01:58.87) [4]	07:43.21 (01:55.50) 05.26	
5	6	LLA Llandaff RC Laura Starrs, Hannah Lynch, Georgina Wren, Bethan Roberts	W.4x-	01:51.49 [3]	04:14.04 (02:22.55) [5]	06:28.24 (02:14.20) [5]	08:37.68 (02:09.44) 54.47	





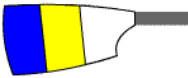
Metropolitan Amateur Regatta (Sunday)

Race 28

Women's Coxed Fours Tier 4

Final



Posn	Lane	Club		500m	1000m	1500m	Finish	Next
1	5	UWK	W.4+	06:55.91	DNA	05:51.94	07:50.62	
		Warwick Univ Francesca Lidlow, Alice Vodden, Amandine Drew, Gemma Crook, [Cox] Shaan Jivan		[4]	-	(05:51.94)	(01:58.68)	[1]
2	4	LEE	W.4+	06:47.83	DNA	05:54.49	07:52.73	
		Leeds RC Jessica Brush, Charlotte Milligan, Ella Sadler-Andrews, Emily Holt, [Cox] Harin Wijayathunga		[1]	-	(05:54.49)	(01:58.24)	02.11
4	3	DUB (B)	W.4+	06:52.88	DNA	06:09.68	08:18.49	
		Durham Univ Samantha Bousfield, Anna Thomas, Emma Cramp, Anna van der Star, [Cox] Zoe Evans		[3]	-	(06:09.68)	(02:08.81)	25.76
5	6	ZDT (C)	W.4+	06:51.44	DNA	06:16.40	08:28.73	
		Dublin U Ladies Sophie Cairns, Ciara Kiely, Saidhbhe Casey, Brona Murphy, [Cox] Clare White		[2]	-	(06:16.40)	(02:12.33)	10.24
SCR	2	USU	W.4+					
		Surrey Univ Sophie Hossack, Naomi Coleman, Fiona Norris, Rachel Pritchard, [Cox] Aoife Luscombe						


Metropolitan Amateur Regatta (Sunday)

Race 29

Coxless Pairs Tier 2

Heat 1

3 to F



Posn	Lane	Club		500m	1000m	1500m	Finish	Next
1	4	LDR Leander Club Richard Clarke, Edward Gleadowe	2-	05:18.64 [1]	03:27.05 [1]	08:58.65 (05:31.60) [1]	07:06.23 -	58 Final
2	2	ZUC University Coll Cork RC David Synnott, Steven Murphy	2-	05:20.31 [2]	03:32.75 [2]	09:04.13 (05:31.38) [3]	07:14.70 - 08.47	58 Final
3	6	ZCK Cork BC Tomas Power, Sean O'Sullivan	2-	DNA	03:34.17 (03:34.17) [3]	DNA -	07:19.36 (07:19.36) 04.66	58 Final
4	5	CFC (B) Cardiff City RC David George, Adrien Grubb	2-	05:23.77 [4]	03:42.60 [4]	09:18.38 (05:35.78) [4]	07:30.46 - 11.10 Record Set	
DNS	3	TRC Thames RC John Bull, Andrew Curry	2-					


Metropolitan Amateur Regatta (Sunday)


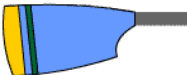



Race 30

Coxless Pairs Tier 2

Heat 2

3 to F



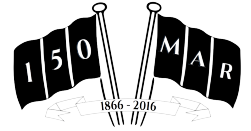
Posn	Lane	Club		500m	1000m	1500m	Finish	Next
1	3	AKN	2-	06:17.60	03:37.07	10:41.10	07:14.54	58
		Auriol Ken James Dickinson, Mark Mearing-Smith		[3]	[2]	(07:04.03) [2]	-	Final
2	4	CNN (B)	2-	DNA	03:35.01	10:49.63	07:15.95	58
		Cambridge 99 Nicholas Thorn, Helge Dietert		[5]	[1]	(03:35.01) [5]	- 01.41	Final Record Set
3	2	SCU	2-	06:18.63	03:38.17	DNA	07:27.59	58
		Strathclyde U Edward Ayton, Calum Young		[4]	[3]	-	(07:27.59) 11.64	Final
4	5	ULO	2-	06:16.97	03:46.85	10:41.89	07:41.27	
		London Univ Stuart Pearce, George Turner		[2]	[4]	(06:55.04) [3]	- 13.68	
DNS	6	ZNU	2-					
		NUI Galway BC Barry Murphy, Conor Egan						

Metropolitan Amateur Regatta (Sunday)

Race 31

Women's Single Sculls Tier 4

Final




Posn	Lane	Club		500m	1000m	1500m	Finish	Next
1	6	EXU Exeter Univ Oluwaseun Olusanya	W.1x	08:45.96 [1]	04:02.44 - [1]	12:23.51 (08:21.07) [3]	08:18.27 -	
2	7	NOR Norwich RC Bethany Meakin	W.1x	DNA	04:10.09 (04:10.09) [2]	DNA -	08:30.27 (08:30.27) 12.00	
3	3	VRC Vesta RC Kirsten Adams	W.1x	DNA	04:18.06 (04:18.06) [4]	DNA -	08:36.81 (08:36.81) 06.54	
4	5	UBR Bristol Univ Teuntje Tijssen	W.1x	08:51.05 [4]	04:17.47 - [3]	12:23.29 (08:05.82) [2]	08:37.92 -	01.11
5	4	NRC Nottingham RC Fleur TavarÃ©	W.1x	08:46.23 [2]	04:17.61 - [5]	12:21.62 (08:04.01) [1]	08:40.56 -	02.64
6	2	NRC Nottingham RC Isabella Barlow	W.1x	08:49.29 [3]	04:21.32 - [6]	12:23.74 (08:02.42) [4]	08:51.96 -	11.40

Metropolitan Amateur Regatta (Sunday)

Race 32

Double Sculls Tier 1

Final




Posn	Lane	Club		500m	1000m	1500m	Finish	Next
1	4	ARM Army RC Peter Purcell-Gilpin, Stephen Cox	2x	07:14.28 [4]	03:17.12 - [1]	10:37.96 - (07:20.84) [3]	06:38.13 -	
2	1	ZSN/ ZUC (B) Shandon BC/ University Coll Co... Dan Begley (ZSN), Ronan Byrne (ZUC)	2x	DNA	03:21.48 (03:21.48) [3]	DNA -	06:45.45 (06:45.45) 07.32	
3	5	ZDJ Castleconnell Boat Club Shane Haugh, Fionnan Crowley	2x	07:12.82 [3]	03:22.66 - [5]	10:38.59 - (07:15.93) [4]	06:46.36 -	00.91 Record Set
4	6	ZSN (B) Shandon BC Stephen O'Sullivan, Colm Hennessy	2x	07:10.67 [2]	03:20.36 - [2]	10:34.25 - (07:13.89) [2]	06:49.62 -	03.26
5	2	AKN Auriol Ken W Hugh MacKworth-Praed, Elliot Barton	2x	07:18.98 [6]	03:22.43 - [4]	10:53.63 - (07:31.20) [6]	06:55.99 -	06.37
DNS	3	MHD/ WBS Maidenhead RC/ Windsor Boys Victor Kleshnev (MHD), Thomas Smith (WBS)	2x					
DNS	7	ZQU ????	2x					

Metropolitan Amateur Regatta (Sunday)

Race 33

Coxed Fours Tier 3

Final




Posn	Lane	Club		500m	1000m	1500m	Finish	Next
1	7	DUB (A) Durham Univ Max Robinson, Oscar Lindsay, Danylo Gorenkin, Leon Langmead, [Cox] Eleanor Robson	4+	DNA	03:14.72 (03:14.72) [1]	DNA -	06:35.56 (06:35.56)	
2	6	DUB (B) Durham Univ Chris Rimmer, Joseph Johansen, Patrick Kinch, James Vogel, [Cox] Benjamin Rich	4+	DNA	03:17.70 (03:17.70) [2]	DNA -	06:37.09 (06:37.09) 01.53	
3	5	USU Surrey Univ Harry Grassom, Alex Law, Jonas Butvilas, Andrew Stevenson, [Cox] Tsolo Swan	4+	DNA	03:20.32 (03:20.32) [3]	DNA -	06:42.34 (06:42.34) 05.25	
4	4	ZCK Cork BC Ryan Povey, Neil McCarthy, Barry Connolly, Cian O'Sullivan, [Cox] Siobhan Egan	4+	DNA	03:20.92 (03:20.92) [4]	DNA -	06:44.26 (06:44.26) 01.92	
5	3	KCL King's Coll Lon Alexander Stevens, Erik Habich, Simon Deacon, James Gregory, [Cox] Jasper Couper	4+	DNA	03:22.92 (03:22.92) [5]	DNA -	06:49.26 (06:49.26) 05.00	
6	2	WRC (B) Wallingford RC Robert Mason, James Wright, Robert Hines, Jonathan Mentor, [Cox] Poul Alexander	4+	DNA	03:30.24 (03:30.24) [6]	DNA -	07:08.09 (07:08.09) 18.83 Record Set	





Metropolitan Amateur Regatta (Sunday)

Race 35

Quad Sculls Tier 2

Final




Posn	Lane	Club		500m	1000m	1500m	Finish	Next
1	5	ZCD/ ZCR/ ZFS	4x-	01:28.99	03:00.34	04:34.13	06:05.44	
		 University Coll Dublin RC/ Com...			(01:31.35)	(01:33.79)	(01:31.31)	
		Jake McCarthy (ZFS), Shane O'Connell (ZCD), Andrew Goff (ZCD), Niall Beggan (ZCR)		[2]	[2]	[1]		
2	3	RDU (B)	4x-	01:28.57	03:00.18	04:36.51	06:11.01	
		 Reading Univ			(01:31.61)	(01:36.33)	(01:34.50)	
		Robert McPherson, Simon Williamson, Franklin Hamilton, Oliver Dix		[1]	[1]	[2]	05.57	
3	4	RDG	4x-	01:31.07	03:06.29	04:43.68	06:22.06	
		 Reading RC			(01:35.22)	(01:37.39)	(01:38.38)	
		Richard Laney, Will Robinson, Nicholas Musson, Daniel Boddington		[3]	[3]	[3]	11.05	
4	2	ASL	4x-	01:36.80	03:16.37	04:58.00	06:35.97	
		 American Sch			(01:39.57)	(01:41.63)	(01:37.97)	
		Nicholas Kuenstler, Niklas Mannhardt, Tyler Skow, Joseph Troyer		[4]	[4]	[4]	13.91	







Metropolitan Amateur Regatta (Sunday)

Race 37

Women's Coxed Fours Tier 2

Final



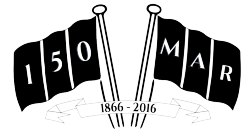
Posn	Lane	Club		500m	1000m	1500m	Finish	Next
1	6	ULO	W.4+	01:49.74	03:43.22	05:41.06	07:29.49	
		 London Univ			(01:53.48)	(01:57.84)	(01:48.43)	
		Anna Collins, Holly Exton-Smith, Amber Pierce, Olivia Rogerson, [Cox] Lauren Holland		[1]	[1]	[1]		
2	7	PTR (A)	W.4+	01:51.77	03:45.84	05:41.78	07:31.32	
		 Putney Town			(01:54.07)	(01:55.94)	(01:49.54)	
		Rachel Dean, Deborah Oakley, Catriona Docherty, Sophie Bluff, [Cox] Heather Longstaff		[3]	[2]	[2]	01.83	
3	5	KCL	W.4+	01:51.48	03:46.13	05:42.07	07:33.80	
		 King's Coll Lon			(01:54.65)	(01:55.94)	(01:51.73)	
		Danielle Wilcock, Molly Hackett, Amy Kilby, Stephanie Stone, [Cox] Manuela de Mendonca		[2]	[3]	[3]	02.48	
4	4	EXE (A)	W.4+	01:53.64	03:49.04	05:45.20	07:38.71	
		 Exeter RC			(01:55.40)	(01:56.16)	(01:53.51)	
		Kate Salmon, Rosalind West, Kirsty Barker, Rebecca Kelly, [Cox] Abby Jones		[5]	[4]	[4]	04.91	
5	3	UTC	W.4+	01:58.01	03:51.30	05:47.49	07:42.36	
		 Upper Thames RC			(01:53.29)	(01:56.19)	(01:54.87)	
		Emma Peacock, Gabriella Halloran, Rhianna Cearns, Sally Pollok-Morris, [Cox] Zoe Thomas		[6]	[6]	[6]	03.65	
6	2	DUB (A)	W.4+	01:53.40	03:49.42	05:46.74	07:42.75	
		 Durham Univ			(01:56.02)	(01:57.32)	(01:56.01)	
		Tessa van Veen, Gabriella Hatfield, Megan Lillington, Kate Lillington, [Cox] Abigail Riley		[4]	[5]	[5]	00.39	







Metropolitan Amateur Regatta (Sunday)

Race 38

Women's Coxless Fours Tier 1

Final




Posn	Lane	Club		500m	1000m	1500m	Finish	Next
1	6	CUW	W.4-	01:40.77	03:24.79	05:10.92	06:53.96	
		 Cambridge UWBC Patricia Smith, Lucy Pike, Myriam Goudet, Thea Zabell		[1]	(01:44.02) [1]	(01:46.13) [2]	(01:43.04)	Record Set
2	1	DUB (A)	W.4-	01:42.74	03:25.75	05:27.03	06:54.68	
		 Durham Univ Rebekka Hodson, Helena Barton, Lauren Irwin, Hanna Gailis Intjore		[4]	(01:43.01) [2]	(02:01.28) [6]	(01:27.65)	00.72
3	4	IMP	W.4-	01:41.59	03:25.96	05:15.81	06:57.07	
		 Imperial Coll Natalie Long, Joanna Thom, Meghann Jackson, Maddalena Ardissino		[2]	(01:44.37) [3]	(01:49.85) [4]	(01:41.26)	02.39
4	2	NEW	W.4-	01:42.21	03:27.56	05:10.67	07:01.55	
		 Newcastle Univ Megan Barry, Lola Anderson, Emily Ford, Nicole Lamb		[3]	(01:45.35) [4]	(01:43.11) [1]	(01:50.88)	04.48
5	3	TSS	W.4-	DNA	03:29.35	05:17.72	07:04.07	
		 Tideway Sc Sch Rachel Francis, Charlotte Dexter, Rowi Mortimer, Anna Terry			(03:29.35) [5]	(01:48.37) [5]	(01:46.35)	02.52
6	5	ZCK	W.4-	01:45.01	03:34.90	05:11.23	07:16.43	
		 Cork BC Frances Judge, Linda Murphy, Grace Collins, Lisa Dilleen		[5]	(01:49.89) [6]	(01:36.33) [3]	(02:05.20)	12.36

Metropolitan Amateur Regatta (Sunday)

Race 39

Coxless Fours Tier 3

Final



Posn	Lane	Club		500m	1000m	1500m	Finish	Next
1	7	ZUC University Coll Cork RC David Keohane, Julian Larkin, Evan White, Thomas Higgins	4-	DNA [3]	03:17.81 (03:17.81) [1]	04:58.32 (01:40.51) [1]	06:36.53 (01:38.21)	
2	6	MHD Maidenhead RC Sam McCoriston, William Cranston, Tim Wallis-Caddell, Ross McCoriston	4-	DNA [2]	03:18.55 (03:18.55) [2]	04:59.71 (01:41.16) [2]	06:38.26 (01:38.55) 01.73	
3	4	CUR Curlew RC Scott Bramley, Toby Churchus, Alexander Gibbons, Michael Scott	4-	DNA [1]	03:20.69 (03:20.69) [4]	05:02.11 (01:41.42) [3]	06:42.03 (01:39.92) 03.77	
4	5	HSB HSBC RC David Law, Ricardo Martinez, Pierre Antoine Lhommet, Max Thomas	4-	DNA [4]	03:19.03 (03:19.03) [3]	05:03.37 (01:44.34) [4]	06:42.33 (01:38.96) 00.30	
5	2	TSS (B) Tideway Sc Sch Tom Jenkins, Adam Aladay, Dimeji Ogunyoye, Lewis Van Diggele	4-	DNA [6]	03:23.12 (03:23.12) [5]	05:10.32 (01:47.20) [5]	06:42.94 (01:32.62) 00.61	
6	3	SUA Stratford Avon Harpreet Mander, Oliver Smith, Benjamin Smith, Alastair Collier	4-	DNA [5]	03:25.51 (03:25.51) [6]	DNA -	06:43.78 (06:43.78) 00.84	


Metropolitan Amateur Regatta (Sunday)

Race 40

Coxless Fours Tier I

Heat I

3 to F



Posn	Lane	Club		500m	1000m	1500m	Finish	Next
1	6	LDR Leander Club Barnaby Stentiford, Finn Stevenson, Sam Twine, George Rossiter	4-	01:29.16 [1]	08:09.44 (06:40.28) [10]	04:37.02 - [1]	06:13.15 (01:36.13)	104 Final
2	4	EHU Edinburgh Univ Matthew Christie, Oliver Wilkes, Calum Irvine, Rufus Scholefield	4-	01:30.32 [2]	03:05.65 (01:35.33) [2]	04:40.67 (01:35.02) [2]	06:15.65 (01:34.98) 02.50	104 Final
3	3	TSS (A) Tideway Sc Sch Nathan O'Reilly, Murray Wilkojc, William Fields, Lloyd Seaman	4-	01:33.26 [3]	08:01.94 (06:28.68) [8]	04:44.12 - [3]	06:18.52 (01:34.40) 02.87	104 Final
4	2	TRC Thames RC James Palmer, William Downey, Luke Wertheim, Harry Dorrance-King	4-	01:33.90 [5]	08:00.41 (06:26.51) [7]	04:45.59 - [4]	06:20.46 (01:34.87) 01.94	
5	5	KRC Kingston RC Leon Taylor, Mark Roberts, John Keen-Tomlinson, John Ciccarelli	4-	01:33.52 [4]	08:13.40 (06:39.88) [11]	04:50.93 - [5]	06:27.02 (01:36.09) 06.56	
6	7	LRC (B) London RC James Sexton-Barrow, Luis Orozco, Jack Davidson, Rupert Price	4-	01:38.09 [6]	08:05.33 (06:27.24) [9]	05:05.61 - [6]	06:47.27 (01:41.66) 20.25	


Metropolitan Amateur Regatta (Sunday)

Race 41

Coxless Fours Tier 1

Heat 2

3 to F



Posn	Lane	Club		500m	1000m	1500m	Finish	Next
1	2	LRC (A) London RC Matthew Cummings, Nicholas Parnell, Stephen Griffiths, Dominic Parnell	4-	01:32.12 [1]	08:52.26 (07:20.14) [3]	04:50.52 - [1]	06:21.30 (01:30.78)	104 Final
2	1	LEA (A) Lea RC Alex Wildy, Tobias Perren, Toby Dixon, Jonathan Daniels	4-	01:34.13 [2]	08:46.19 (07:12.06) [2]	04:54.69 - [4]	06:23.53 (01:28.84) 02.23	104 Final
3	3	QBC Quintin BC Mark Chatwin, Robert Williams, Alexander Miller, Max Murdock	4-	01:34.40 [3]	08:56.73 (07:22.33) [4]	04:52.12 - [2]	06:26.57 (01:34.45) 03.04	104 Final
4	7	UTC Upper Thames RC Mike Lambourn, Piotr Golawski, S Bathe-Taylor, Daniel Shoobridge	4-	01:35.30 [4]	08:37.23 (07:01.93) [1]	04:52.34 - [3]	06:31.75 (01:39.41) 05.18	
5	6	FUL Fulham Reach Ross De Burgh, James Diaz-Sokoloff, Edward Birrell, Ben Bathurst	4-	01:37.18 [5]	09:07.15 (07:29.97) [5]	05:00.26 - [5]	06:40.93 (01:40.67) 09.18	
6	5	MBC (B) Molesey BC Robin Mould, Adam Heayberd, Aaron Wilkins, William Johnston	4-	01:38.18 [6]	09:13.79 (07:35.61) [6]	05:07.55 - [6]	06:51.68 (01:44.13) 10.75	
7	4	CBS Cambois RC Lee McCarron, Jamie Young, Richard Fergie, Jamie McCarron	4-	01:39.73 [7]	DNA	05:10.46 - (05:10.46) [7]	06:57.10 (01:46.64) 05.42	


Metropolitan Amateur Regatta (Sunday)

Race 42

Women's Lwt 1x

Heat 1

3 to F



Posn	Lane	Club		500m	1000m	1500m	Finish	Next
1	7	AGE Agecroft RC Ellie Lewis	W.Lwt. 1x	DNA	DNA	DNA	08:14.95 (08:14.95)	65 Final
2	1	TRC Thames RC Suzi Perry	W.Lwt. 1x	DNA	DNA	DNA	08:27.07 (08:27.07) 12.12	65 Final
3	2	GRO Grosvenor RC Lucy Iball	W.Lwt. 1x	DNA	DNA	DNA	08:33.32 (08:33.32) 06.25	65 Final
4	3	NRC Nottingham RC Aerin Thompson	W.Lwt. 1x	DNA	DNA	DNA	08:50.72 (08:50.72) 17.40	
5	6	NOR Norwich RC Bethany Meakin	W.Lwt. 1x	DNA	DNA	DNA	09:21.99 (09:21.99) 31.27	
6	5	TUN Taunton RC Amy Hallett	W.Lwt. 1x	DNA	DNA	DNA	09:24.47 (09:24.47) 02.48	
DNS	4	WRC Wallingford RC Mary Wilson	W.Lwt. 1x					


Metropolitan Amateur Regatta (Sunday)

Race 43

Women's Lwt 1x

Heat 2

3 to F




Posn	Lane	Club		500m	1000m	1500m	Finish	Next
1	4	EXU Exeter Univ Susannah Duncan	W.Lwt. 1x	DNA [1]	DNA -	DNA -	08:15.58 (08:15.58)	65 Final
2	7	BAU Bath Univ Laura Macro	W.Lwt. 1x	DNA [2]	DNA -	06:16.81 <i>(06:16.81)</i> [2]	08:23.99 (02:07.18) 08.41	65 Final
3	6	ZFS Skibereen RC Orla Hayes	W.Lwt. 1x	DNA [4]	DNA -	DNA -	08:25.89 (08:25.89) 01.90	65 Final
4	3	PET Peterborough Camilla Plumb	W.Lwt. 1x	DNA [3]	DNA -	06:06.57 <i>(06:06.57)</i> [1]	08:28.66 (02:22.09) 02.77	
5	2	UBR Bristol Univ Teuntje Tijssen	W.Lwt. 1x	DNA	DNA -	DNA -	08:58.96 (08:58.96) 30.30	
6	5	WRR Worcester RC Jennifer Jackson	W.Lwt. 1x	DNA [5]	DNA -	06:17.85 <i>(06:17.85)</i> [3]	09:37.56 (03:19.71) 38.60	

Metropolitan Amateur Regatta (Sunday)

Race 46

Junior 18 Single Sculls

Final



Posn	Lane	Club		500m	1000m	1500m	Finish	Next
1	4	ZCK Cork BC Barry Connolly	J18.1x	01:53.19 [2]	23:19.72 (21:26.53) [4]	DNA -	07:38.89 (07:38.89)	
2	3	BAE Barn Elms RC Arun Jackson	J18.1x	01:52.10 [1]	23:20.50 (21:28.40) [5]	DNA -	07:45.35 (07:45.35) 06.46	
3	6	MIN Minerva Bath RC Jens Hullah	J18.1x	01:55.01 [3]	23:14.68 (21:19.67) [2]	DNA -	07:53.05 (07:53.05) 07.70	
4	7	ZCK Cork BC Cian O'Sullivan	J18.1x	01:58.18 [5]	23:14.24 (21:16.06) [1]	DNA -	07:58.99 (07:58.99) 05.94	
5	5	CFC Cardiff City RC George Cowley	J18.1x	02:00.20 [6]	23:17.27 (21:17.07) [3]	DNA -	07:59.93 (07:59.93) 00.94	
6	2	MHD Maidenhead RC Elliott Kemp	J18.1x	01:56.67 [4]	23:22.12 (21:25.45) [6]	DNA -	08:04.28 (08:04.28) 04.35	
7	1	LEE Leeds RC Androioannis Lorentzatos	J18.1x	02:01.03 [7]	23:24.13 (21:23.10) [7]	DNA -	08:13.25 (08:13.25) 08.97	


Metropolitan Amateur Regatta (Sunday)

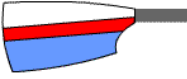

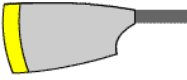



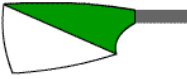
Race 47

Women's Eights Tier I

SFCD I

3 to FC + Fastest Loser; Rem FD



Posn	Lane	Club		500m	1000m	1500m	Finish	Next
1	7	AGE  Agecroft RC Frances Barrand, Camilla O'Driscoll, Kate Silverthorne, Grace Miller, Charlotte Walsh, Florence Morton, Alexandra Gardiner, Charlotte Grandfield, [Cox] Marion Vannier	W.8+	01:43.65 [1]	14:01.49 (12:17.84) [2]	05:20.81 - [1]	07:06.97 (01:46.16)	72 Final C
2	6	ZGY  Galway RC Ruth Elwood, Kellie-Ann Folan, Isabella McDonald, Roisin Cahill, Kellie Wade, Amy Sims, Claire Elwood, Fiona Murtagh, [Cox] Sarah Lynch	W.8+	01:44.40 [2]	14:00.28 (12:15.88) [1]	05:21.43 - [2]	07:07.66 (01:46.23) 00.69	72 Final C
3	5	FUL  Fulham Reach Sally Hodgson, Ella Hutchinson, Fay Sandford, Georgina Phillips, Elizabeth Cottrell, Beatrix Sheldrick, Jenny Arnold, Fiona Schlesinger, [Cox] S Tjornelund	W.8+	01:45.40 [3]	14:02.29 (12:16.89) [3]	05:25.43 - [3]	07:11.54 (01:46.11) 03.88	72 Final C
4	4	DUB (B)  Durham Univ Francesca Quinn, Gabriella Hatfield, Megan Lillington, Maya Nickituk, Alicia Schwarzenbach, Eva Siwiak-Jaszek, Megan Connolly, Harriet Watson, [Cox] Zoe Evans	W.8+	01:47.03 [4]	14:06.07 (12:19.04) [4]	05:28.08 - [4]	07:12.93 (01:44.85) 01.39	72 Final C Record Set
5	3	ZNU (B)  NUI Galway BC Shannon Sheridan, SORCHA O'Donnell, Suan Mannion, Aisling Nolan, Naomi Tunstead, Sarah Blaney, Ailbhe NA- Griofa, Ellen Ormsby, [Cox] Cathal McNamara	W.8+	01:48.23 [6]	14:07.47 (12:19.24) [5]	05:28.56 - [5]	07:16.40 (01:47.84) 03.47	71 Final D
6	2	CBR (A)  Bristol City Caitlin Bloom, Rebecca Perkins, Sofia Deambrosi, Emma Bawden, Lauren O'Neill, Jenny Chapman, Chloe Farrar, Rachel Wilson, [Cox] Isobel Stone	W.8+	01:47.82 [5]	14:08.27 (12:20.45) [6]	05:31.59 - [6]	07:22.30 (01:50.71) 05.90	71 Final D
7	1	EXU  Exeter Univ Sophie Wrixon, Emily Batchelor, Julia Bradley, Eleanor Hayes, Arabella Weetch, Jemima Betts, Eleanor Foot, Alex Flynn, Helene Stabell Haaheim, [Cox] Rossana Wing	W.8+	01:48.88 [7]	14:09.50 (12:20.62) [7]	05:31.94 - [7]	07:22.85 (01:50.91) 00.55	71 Final D


Metropolitan Amateur Regatta (Sunday)

Race 48

Women's Eights Tier I

SFCD 2

3 to FC + Fastest Loser; Rem FD



Posn	Lane	Club		500m	1000m	1500m	Finish	Next
1	6	KRC/ LEA/ QBC/ TSS/ ULO Kingston RC/ Lea RC/ Quintin B... Rebekah Edgar (QBC), Claire McIntosh (TSS), Amanda Benson-Skailes (LEA), Bridget Snaith (LEA), Judith Schulz (TSS), Caroline Matthews (TSS), Elaine Johnstone (TSS), Andrea Finn (KRC), [Cox] Megan Neville (ULO)	W.8+	01:44.95 [1]	DNA -	05:24.68 (05:24.68) [1]	07:12.52 (01:47.84)	72 Final C
2	7	VRC Vesta RC Cameo Choquer, Victoria Carroll, Fiona Robinson, Cherry Fermor, Hannah Futter, Clare Wood, Catherine Long, Kirsty McGregor-Ritchie, [Cox] Lauren Hardcastle	W.8+	01:46.73 [3]	DNA -	05:25.77 (05:25.77) [2]	07:13.36 (01:47.59) 00.84	72 Final C
3	5	UBR (B) Bristol Univ Lily Donovan, Charlotte Rogers, Rosie Watkins, Sophie Angel, Madeleine Jannoe, Grace Ward-Allen, Catherine Nohre, Charlotte Marshall, [Cox] Caroline Welsh	W.8+	01:46.14 [2]	DNA -	05:27.39 (05:27.39) [3]	07:16.43 (01:49.04) 03.07	72 Final C Record Set
4	4	STN Staines BC Suzanne Cole, Georgina Watling, Rachel Brown, Claire Couves, Sophie Richards, Catherine Long, Maddison Shoolbread, Emma Corless, [Cox] Anna Cackett	W.8+	01:48.92 [4]	DNA -	05:30.56 (05:30.56) [4]	07:16.76 (01:46.20) 00.33	71 Final D
5	2	UCL UC London Emily Nash, Anna-Rose Truman, Catherine Bentley, Claudia Abdallah, Rachel Dumbrell, Natalie Ohene, Ellen Forsyth, Tegan Foister, [Cox] Lauren Johncock	W.8+	01:49.89 [6]	DNA -	05:35.61 (05:35.61) [6]	07:23.81 (01:48.20) 07.05	71 Final D
6	3	TRC (B) Thames RC Robyn Carter, Louisa Horton, Jennifer O'Boyle, Lucy Nee, Sophie Jenkins, Bryony Spottiswoode, Charlotte Potter, Eleanor Roberts, [Cox] Alastair Jackson	W.8+	01:49.61 [5]	DNA -	05:34.53 (05:34.53) [5]	07:25.54 (01:51.01) 01.73	71 Final D
7	1	CUR Curlew RC Rebecca Jackson, Inga Jirgensone, Claire Williams, Lianne Abbott, Gemma Barker, Anna Palsdottir, Charlotte Waghorne, Jessica Phillips, [Cox] Alexander Smith	W.8+	01:50.62 [7]	DNA -	05:38.14 (05:38.14) [7]	07:30.53 (01:52.39) 04.99	71 Final D

Added CUR in lane 1


Metropolitan Amateur Regatta (Sunday)

Race 49

Women's Eights Tier I

SFAB I

3 to FA + Fastest Loser; Rem FB



Posn	Lane	Club		500m	1000m	1500m	Finish	Next
1	7	MBC Molesey BC Emma McDonald, Caitlin Boyland, Gabby Rodriguez, Elo Luik, Lucy Primmer, Ruth Whyman, Rebecca Edwards, Katie Bartlett, [Cox] Morgan Baynham-Williams	W.8+	01:36.56 [1]	DNA -	05:01.23 (05:01.23) [1]	06:43.50 (01:42.27)	74 Final A
2	6	NEW (A) Newcastle Univ Fiona Chestnutt, Frances Russell, Harriet Aubrook, Lydia Davis, Katherine Bulmer, Leah Kindleyside, Harriet Roddy, Rachel Webb, [Cox] Sophie Bury	W.8+	01:39.90 [3]	DNA -	05:09.77 (05:09.77) [3]	06:50.53 (01:40.76) 07.03	74 Final A Record Set
3	5	OXB (B) Oxford Brookes Alex Styles, Alice Harper, Katie Metalli, Lucy Mason, Johanna Gannon, Francesca Molyneux, Aly Vogelzang, Madeleine Dobson, [Cox] Aisling Humphries-Griffiths	W.8+	01:39.32 [2]	DNA -	05:08.60 (05:08.60) [2]	06:51.10 (01:42.50) 00.57	74 Final A
4	4	NEW (B) Newcastle Univ Phoebe Truett, Sundee Denton-Chandler, Anna Van de Braak, Charlotte Dobson, Kate Woolley, Kathryn Eccles, Leanne Knight, Lucy Stanhope, [Cox] Charlotte Hill	W.8+	01:41.24 [4]	DNA -	05:10.71 (05:10.71) [4]	06:51.84 (01:41.13) 00.74	74 Final A
5	3	ZCR Commercial RC martina bracken, edel gary, gill crowe, gillian hosford, naomi fearon, hazel o neill, Sinead Dolan, ruth morris, [Cox] niamh williams	W.8+	01:41.79 [5]	DNA -	05:15.06 (05:15.06) [5]	06:58.79 (01:43.73) 06.95	73 Final B
6	2	ZDT (A) Dublin U Ladies Nora Fisher, Sarah Kelly, Aoife Corcoran, Caoimhe Dempsey, Aoife Byrne, Gemma Foley, Laura Walsh, Sarah Higgins, [Cox] Aoife Reid	W.8+	01:42.74 [6]	DNA -	05:18.42 (05:18.42) [6]	07:03.45 (01:45.03) 04.66	73 Final B
7	1	AKN Auriol Ken Kirsty Page, Angela Hitchens, Sophie Lovett, Amanda Piggot, Katherine Pankhurst, Tamara Zwaagstra, Joanna Innes-Hopkins, Catherine Edwards, [Cox] Chris Williamson	W.8+	01:45.19 [7]	DNA -	05:22.27 (05:22.27) [7]	07:08.01 (01:45.74) 04.56	73 Final B


Metropolitan Amateur Regatta (Sunday)








Race 50

Women's Eights Tier I

SFAB 2

3 to FA + Fastest Loser; Rem FB



Posn	Lane	Club		500m	1000m	1500m	Finish	Next
1	7	ULO	W.8+	01:41.28	03:24.30	05:05.00	06:48.50	74
		London Univ Emily Wilks, Lottie Bruce, Fionnuala Gannon, Emma Reiser, Charlotte Hodgkins-Byrne, Georgia Statham, Alessandra French, Robyn Hart-Winks, [Cox] Lauren Holland		[1]	[1]	[1]	(01:43.50)	Final A Record Set
2	6	ZNU (A)	W.8+	01:43.56	03:28.35	05:07.68	06:51.62	74
		NUI Galway BC Alison Mooney, Susan Kennelly, Aisling Cahill, Georgina Deane, Alannah Leonard, Nuala Landers, Sadhbh O'Connor, Marie Pigott, [Cox] Johanna Walsh		[2]	[2]	[2]	(01:43.94) 03.12	Final A
3	5	DUB (A)	W.8+	01:45.47	03:29.35	05:12.28	06:57.34	74
		Durham Univ Amy Polglase, Helena Louise Lang, Tessa van Veen, Ellen Roberts, Lauren Irwin, Helena Barton, Rebekka Hodson, Hanna Gailis Inntjore, [Cox] Abigail Riley		[5]	[4]	[3]	(01:45.06) 05.72	Final A
4	4	TSS	W.8+	01:44.47	03:29.08	05:14.17	06:59.76	73
		Tideway Sc Sch Holly Smith, Roxanna Colebatch, Megan Hollands, Alicia Keith, Ellenor Peebles, Cecilia Ricks, Sally Trump, Katie Potter, [Cox] Sophie Shapter		[3]	[3]	[4]	(01:45.59) 02.42	Final B
5	2	UBR (A)	W.8+	01:46.50	03:31.39	05:15.92	07:03.47	73
		Bristol Univ Cecilia Assmundson, Phoebe Beer, Alice Davies, Charlotte Greenwood, Sally Elphick, Alice Lovett, Nathalie Rappaport, Jessica Pope, [Cox] Sophia Margetts		[6]	[5]	[5]	(01:47.55) 03.71	Final B
6	3	TRC (A)	W.8+	01:45.01	DNA	05:18.93	07:05.53	73
		Thames RC Clodagh Loughnane, Charlotte Orrell, Helen Carswell, Rose Bernard, Hannah Laird, Katrine Eskander, Katherine Woodward, Flora Emeney, [Cox] Nathalie Kernan		[4]	[7]	[6]	(01:46.60) 02.06	Final B
7	1	LLA	W.8+	01:49.22	03:37.44	05:28.93	07:22.23	73
		Llandaff RC Catherine Raine, Grace Mahony, Bridget Lapage, Alison Boyes, Emily Brace, Ella Tepper, Olivia Howe, Georgie Haynes, [Cox] Richard Summers		[7]	[6]	[7]	(01:53.30) 16.70	Final B


Added LLA lane 1

Metropolitan Amateur Regatta (Sunday)

Race 51

Women's Double Sculls Tier 3

Final



Posn	Lane	Club		500m	1000m	1500m	Finish	Next
1	7	IMP Imperial Coll Jowita Mieszkowska, Kathryn Barnhill	W.2x	01:53.53 [1]	09:22.94 (07:29.41) [7]	05:57.50 - [1]	07:54.97 (01:57.47)	
2	4	MBC (A) Molesey BC Hannah Foxley, Marie Grant	W.2x	01:55.83 [3]	03:59.83 (02:04.00) [4]	06:00.78 (02:00.95) [2]	07:58.54 (01:57.76) 03.57	
3	6	TSS (B) Tideway Sc Sch Marlie Carter Edwards, Elizabeth Williams	W.2x	01:55.21 [2]	09:25.63 (07:30.42) [8]	06:01.58 - [3]	08:00.05 (01:58.47) 01.51	
4	5	NWK Newark RC Georgia Bryan, Tilly Ireland	W.2x	01:56.19 [4]	09:26.23 (07:30.04) [9]	06:06.18 - [4]	08:08.13 (02:01.95) 08.08	
5	2	RDU (B) Reading Univ Beatrice Roe, Katherine Swales	W.2x	01:57.42 [5]	09:28.60 (07:31.18) [11]	06:09.39 - [5]	08:09.95 (02:00.56) 01.82	
6	3	AGE Agecroft RC Lauren Barclay, Jessica Swindells	W.2x	02:01.88 [6]	09:28.05 (07:26.17) [10]	06:22.67 - [6]	08:27.72 (02:05.05) 17.77	


Metropolitan Amateur Regatta (Sunday)

Race 52

Eights Tier I

SFEF I

3 to Final E + Fastest Loser; Rem FF



Posn	Lane	Club		500m	1000m	1500m	Finish	Next
1	7	LEA Lea RC James Stanier, Thomas Wei, Max James Beverton, Ross McDonald, Hugh Berry, Anthony Brewer, Evan Whittal-Williams, Emilio Hernandez, [Cox] Richard Hill	8+	01:31.52 [1]	DNA -	DNA -	06:20.49 (06:20.49)	80 Final E
2	6	BAU Bath Univ James Martin, Charlie Parker, Ben Pickford, Matthew Moore, Matthew Horsford, Marcus Lewis, William England, Thomas Bowles, [Cox] Daniel Baillache	8+	01:34.84 [4]	DNA -	DNA -	06:22.16 (06:22.16) 01.67 Record Set	80 Final E
3	5	LRC (B) London RC Will Golding, Christopher Linn, Joshua Scott Meredith, Aidan O' Flaherty, Edward Sandhu, Nick Adams, George Trelawny, Rory Corbett, [Cox] Charlotte Fuscone	8+	01:34.48 [3]	DNA -	DNA -	06:23.76 (06:23.76) 01.60	80 Final E
4	3	UCL (A) UC London Ludovic Lenders, James Dyson, Oscar Frith, Sachin Turakhia, John Figi, Maximilian Hess, Rory Dawson, Jaime San Miguel Navas, [Cox] Florence Beard	8+	01:33.78 [2]	DNA -	DNA -	06:28.86 (06:28.86) 05.10	79 Final F
5	1	MBC Molesey BC Jonna de Vries, William Hetherington, Cledwyn Ellison, James Phillips, Aaron Wilkins, Robin Mould, Adam Heayberd, Ashley Cowley, William Johnston, [Cox] Anna Corderoy	8+	01:35.56 [6]	DNA -	DNA -	06:32.14 (06:32.14) 03.28	79 Final F
6	2	UWK (A) Warwick Univ Mark Hughes, Jack Hutchinson, Alexander Dawson, Tiago Fachada, Thomas Hall, Joshua Semple, Lukas UhrstrÄm, Jake Bedford, [Cox] Sophie Ledingham	8+	01:35.20 [5]	DNA -	DNA -	06:34.68 (06:34.68) 02.54	79 Final F
DNS	4	SPS (B) St Paul's Sch Luke Andrews, Cameron Spiers, Max Beekenkamp, Fred Gillard, Thomas Horncastle, Oliver Parish, Holden Eaton, Albert Doyle, [Cox] Benjamin Ray	U19.8+					


Metropolitan Amateur Regatta (Sunday)

Race 53

Eights Tier I

SFEF 2

3 to Final E + Fastest Loser; Rem FF



Posn	Lane	Club		500m	1000m	1500m	Finish	Next
1	6	UWE W England Univ Aghaude Amadi, Edward Dean, Benjamin Stafford, Charles Wagstaff, Liam Hopkins, Will Lord, Andrew Heath, Tim Waller, [Cox] Freya Jennings	8+	DNA [2]	03:11.35 (03:11.35) [1]	04:53.42 (01:42.07) [7]	06:13.61 (01:20.19)	80 Final E Record Set
2	5	WRR Worcester RC David Hopkins, James Riach, Alex Kearns, Jack McDonald, Ryan Pettifer, William Fraser, Joshua Rogers, Timothy Woodman, [Cox] Molly Elkins	8+	DNA [3]	03:13.14 (03:13.14) [5]	04:51.32 (01:38.18) [3]	06:14.66 (01:23.34) 01.05	80 Final E
3	7	TRC (C) Thames RC William Hilder, Andrew Curry, Thomas Burnell, Alexander Woolley, Radulf Bertschinger, Alexander Bennett, William Campbell, Keir Macdonald, [Cox] Jennifer Wainer	8+	DNA [5]	03:11.75 (03:11.75) [2]	DNA -	06:16.77 (06:16.77) 02.11	80 Final E
4	4	NRC Nottingham RC Hamish Hughes, Toby Piggott, Matthew Bowles, Adam Wright, George Rymell, Stephen Bennett, Ben Farrell, James Doleman, [Cox] Sophie Jones	8+	DNA [4]	03:12.69 (03:12.69) [4]	04:50.92 (01:38.23) [2]	06:18.24 (01:27.32) 01.47	80 Final E
5	2	ZNU (B) NUI Galway BC Jack Kilduff, Alex Chadfield, Kai McGlacken, Baptiste Guerinot, Brian Keane, Eoghan Walls-Tuite, Gerry Mannion, Donal Coen, [Cox] Cathal McNamara	8+	DNA [6]	03:14.29 (03:14.29) [6]	04:51.76 (01:37.47) [4]	06:22.24 (01:30.48) 04.00	79 Final F
6	1	IMP (B) Imperial Coll Ian Kegler, James Wilson, David Simmonds, Matthew Layton, Ben Hambrook, Matthew McElroy, Harry Uglow, Harry Knights, [Cox] Charlotte Grayson	8+	DNA [7]	DNA [7]	04:52.66 (04:52.66) [6]	06:23.85 (01:31.19) 01.61	79 Final F
7	3	EXU (A) Exeter Univ Thomas Richards, Cameron Murray, Nicholas Mathers, Carl Lofthagen, Tristan Taylor, John Hunt, Angus Irvine, Charles Scott, [Cox] Edward Mills	8+	DNA [1]	03:12.12 (03:12.12) [3]	04:52.26 (01:40.14) [5]	06:24.40 (01:32.14) 00.55	79 Final F


Metropolitan Amateur Regatta (Sunday)



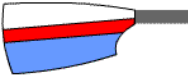
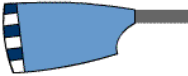



Race 54

Eights Tier I

SFCD I

3 to FC + Fastest Loser; Rem FD



Posn	Lane	Club		500m	1000m	1500m	Finish	Next
1	7	ZDU (A)  Dublin University BC Adam Browne, Willian Doyle, Matthew Mitchell, Patrick Moreau, Liam Hawkes, Josh Norton, Liadov Andrej, Mark Quigely, [Cox] Hamilton Rowan	8+	01:30.80 [1]	03:04.37 (01:33.57) [1]	04:39.62 (01:35.25) [8]	06:13.61 (01:33.99)	82 Final C Record Set
2	6	TRC (B)  Thames RC Simon Moss, Joe Abdalla, Huw Jones, Andrew Gordon, Charlie Bouch, Sam Thornton, Thomas Symons, Sebastien Tyrie, [Cox] Emily Burge	8+	01:32.59 [3]	03:06.73 (01:34.14) [2]	04:41.31 (01:34.58) [2]	06:14.66 (01:33.35) 01.05	82 Final C
3	5	AGE  Agecroft RC Andrew Thomas, Rory O'Neill, Thomas Buckley, Tristan Hollis, Sean Szekeley, John Ford, Benedict Adey-Johnson, Jack Roe, [Cox] Lucy Masters	8+	01:32.19 [2]	03:07.85 (01:35.66) [3]	04:43.26 (01:35.41) [3]	06:16.77 (01:33.51) 02.11	82 Final C
4	4	CUR  Curlew RC John Stewart, Angus Wilson, Lukas Schmidt, Callum Stayton, Eoghan Beamish, Alexander James Parsons-Mills, T Weekes, Matthew Richardson, [Cox] Nicola Freeman	8+	01:33.18 [4]	03:09.59 (01:36.41) [4]	04:45.81 (01:36.22) [4]	06:18.24 (01:32.43) 01.47	81 Final D
5	1	COX  Oxford City Toby Seely, Simon Kerswell-Jensen, William Clarke, James Green, Matthew Jones, Henry Drohan, Lucian Purvis, Malcolm Nisbet, [Cox] Alissa Bray	8+	DNA [8]	03:12.42 (03:12.42) [7]	04:48.59 (01:36.17) [6]	06:22.24 (01:33.65) 04.00	81 Final D
6	3	ZDU (B)  Dublin University BC Ryan Dullaghan, Donal O'Shea, Daniel Dennis, Lucas Prodohl, Sean Canning, William Eddershaw, Mark Connolly, Brian Cronin, [Cox] Hamilton Rowan	8+	01:33.72 [5]	03:10.42 (01:36.70) [5]	04:47.03 (01:36.61) [5]	06:23.85 (01:36.82) 01.61	81 Final D
7	2	OXB (E)  Oxford Brookes Jacob Anderson, Jordan Pepermans, Charlie Johnston, Jack Rhodes, Matthew Jones, Ben Eames, Jasper Elliott, Samuel Smith, [Cox] Katy Ward	8+	01:35.42 [7]	03:11.91 (01:36.49) [6]	04:49.79 (01:37.88) [9]	06:24.40 (01:34.61) 00.55	81 Final D


Metropolitan Amateur Regatta (Sunday)








Race 55

Eights Tier I

SFCD 2

3 to FC + Fastest Loser; Rem FD



Posn	Lane	Club		500m	1000m	1500m	Finish	Next
1	7	TKC	8+	01:31.09	03:06.12	04:48.67	06:12.34	82
		Team Keane Edward Shields, George McKirdy, Benedict Aldous, Anthonie Jacobson, Charles Thurston, Stevan Boljevic, Robert Boswall, Henry Shalders, [Cox] Angus Forbes		[1]	[1]	[1]	(01:23.67)	Final C
2	6	TSS	8+	01:33.04	03:08.11	04:48.92	06:13.48	82
		Tideway Sc Sch Ishan Barve, Rob Hogan, Sean Blake, Robert Muscroft, James Budenberg, Robert Hodgson, Samuel Anderson, Edward Beckett, Kieran Brown, [Cox] Ruaridh MacPhee		[3]	[2]	[2]	(01:24.56) 01.14	Final C
3	5	ULO (B)	8+	01:33.50	03:10.25	04:49.20	06:14.80	82
		London Univ Matthew Denley, Hendrik Kroon, Toby Langstone, Charles Middleton, Alexander Fisher, Will Carey, Thomas Bruce, Guy Screaton, [Cox] Lucy Jones		[4]	[4]	[3]	(01:25.60) 01.32	Final C Record Set
4	4	RCH	8+	01:34.45	03:12.67	04:49.54	06:16.05	82
		Royal Chester Fraser Morgan, Henry William McGarva, Peter Dean, Daniel Weatherly, Harrison Hunter, Thomas Rushton, Alexander Constantinou, John Hedley McGarva, [Cox] Sarah Armstrong		[6]	[6]	[5]	(01:26.51) 01.25	Final C
5	3	SHR	8+	01:32.43	03:09.11	04:49.33	06:17.96	81
		Shrewsbury Sch Matthew Hedges, Rory McKirdy, Alexander King, Matthew Farrow, Barnaby Fox, Alex Lyster-Binns, Matthew Rowe, Sam Branford, [Cox] Tomas Shiels		[2]	[3]	[4]	(01:28.63) 01.91	Final D
6	2	ZCD (B)	8+	01:33.93	03:11.88	04:52.39	06:18.56	81
		University Coll Dublin RC Cameron Murphy, Coman O'Connell, Michael Noonan, Mark Doyle, Seamus Kennedy, Colm O'Riada, Joe Ronaldson, James O'Sullivan, [Cox] Shauna Fitz		[5]	[5]	[7]	(01:26.17) 00.60	Final D
7	1	UBR (A)	8+	01:34.88	03:13.53	04:51.49	06:23.91	81
		Bristol Univ Benjamin Slingsby, Harry Rosen, Alex Heslop, Elias Kassell Raymond, Thomas Nicholson, Callum Gathercole, Jack Squizzoni, Harry Stroud, [Cox] Jennifer Cocke		[7]	[7]	[6]	(01:32.42) 05.35	Final D


Metropolitan Amateur Regatta (Sunday)








Race 56

Eights Tier I

SFAB I

3 to FA + Fastest Loser; Rem FB



Posn	Lane	Club		500m	1000m	1500m	Finish	Next
1	5	OXB (A)  Oxford Brookes Joshua Bugajski, Robert Massey, Matthew Aldridge, Rory Gibbs, Michael Glover, Morgan Bolding, Henry Swarbrick, James Stanhope, [Cox] Harry Brightmore	8+	DNA	02:58.00 (02:58.00) [1]	04:29.20 (01:31.20) [1]	06:03.38 (01:34.18)	84 Final A Record Set
2	7	ULO (A)  London Univ Ben Freeman, James Richards, Alex Steventon, Max Townley, Joshua Tolley, Patrick Boomer, Joshua Kent, Patrick Sullivan, [Cox] Rajaei Sharma	8+	DNA	03:01.71 (03:01.71) [2]	04:35.14 (01:33.43) [3]	06:04.60 (01:29.46) 01.22	84 Final A
3	6	SPS (A)  St Paul's Sch Cameron McInroy, George Dickinson, Max Deering, Leo Von Malaise, Calvin Tarczy, Douwe De Graaf, Casper Woods, Alex Langstone-Bolt, [Cox] Axel De Boissard	U19.8+	DNA	03:02.47 (03:02.47) [3]	04:34.75 (01:32.28) [2]	06:05.17 (01:30.42) 00.57	84 Final A Record Set
4	2	ZNU (A)  NUI Galway BC Oisín Nolan, Brion O'Rourke, Eoghan Whittle, Jack Bennett, Mantis Pukelis, Kevin Nevile, Richard Bennett, Liam Keane, [Cox] Cathal McNamara	8+	DNA	03:06.84 (03:06.84) [5]	04:39.91 (01:33.07) [5]	06:09.61 (01:29.70) 04.44	83 Final B
5	1	ZCD (A)  University Coll Dublin RC Niall Farrell, David Somers, Tiarnan Doherty, Max Murphy, Sam Bolger, Andrew Griffin, Eoin Gleeson, Ross Thompson, [Cox] Orlagh Reid	8+	DNA	03:05.18 (03:05.18) [4]	04:38.99 (01:33.81) [4]	06:11.28 (01:32.29) 01.67	83 Final B
6	4	OXB (D)  Oxford Brookes Matthew Swiss, Connor Smith, James Snowball, Ben Murphy, Leon Redman, Oliver Ayres, Oliver Gerrard, Patrick Tawns, [Cox] Laura Hyatt	8+	DNA	03:07.49 (03:07.49) [6]	04:42.92 (01:35.43) [6]	06:16.75 (01:33.83) 05.47	83 Final B
7	3	GOL  Goldie BC John McCarthy, Jonty Page, Richard Goerke, Sam Ringer, Thomas Strudwick, Seoirse Murray, James Henderson, Pieter Lammers, [Cox] Emily Gordon	8+	DNA	03:07.82 (03:07.82) [7]	04:43.13 (01:35.31) [7]	06:17.43 (01:34.30) 00.68	83 Final B


Metropolitan Amateur Regatta (Sunday)

Race 57

Eights Tier I

SFAB 2

3 to FA + Fastest Loser; Rem FB




Posn	Lane	Club		500m	1000m	1500m	Finish	Next
1	5	OXB (B) Oxford Brookes Dylan Mitchell, Christopher Zahn, William Hall, Robin Stirling, Christopher Tebb, Gareth Syphas, Brendan Edwards, Matthew Hnatiw, [Cox] Charles Clarke	8+	DNA [1]	02:55.76 (02:55.76) [1]	04:27.46 (01:31.70) [1]	05:58.91 (01:31.45)	84 Final A Record Set
2	6	OXB (C) Oxford Brookes Ben O'Neill, Edwin Grimster, Luke Hillier, Harry Hogan, Tom Asteriades, Matthew Newman, Benjamin Reeves, Oliver Morgan, [Cox] Gavin McWilliams	8+	DNA [3]	02:58.21 (02:58.21) [3]	04:29.11 (01:30.90) [2]	05:59.54 (01:30.43) 00.63	84 Final A
3	7	TRC (A) Thames RC Alex Morris, Ian Hurley, Samuel Barnes, Orlando Nixon, Skye Landon, Ben Thomas, William Moorhouse, Thomas Phelps, [Cox] Vlad Saigau	8+	DNA [2]	02:57.60 (02:57.60) [2]	04:29.88 (01:32.28) [3]	06:01.54 (01:31.66) 02.00	84 Final A
4	4	SAA Star & Arrow Tom Wiblin, Patrick George, Harry Higginbottom, James Fox, Jonathan Cameron, Callum Johnson, Chris Ray, Bertie Woodward-Fisher, [Cox] Samuel Royston	8+	DNA [5]	03:00.97 (03:00.97) [5]	04:33.65 (01:32.68) [4]	06:05.41 (01:31.76) 03.87	84 Final A
5	1	IMP Imperial Coll Romain Barnoud, James Harrison, Luke Whiting, Edward Bentley, A Ball, Edward Rees, Jonathan Edwards, Alister Fraser, [Cox] Emily Boothe	8+	DNA [7]	03:02.47 (03:02.47) [7]	04:36.02 (01:33.55) [5]	06:08.81 (01:32.79) 03.40	83 Final B
6	3	LRC (A) London RC Matthew Reeder, Dylan Wing, Todd Hale, Thomas Neeld, Tom Monaghan, Jamie Saunders, Sebastien Thomas, Lucas Vitale, [Cox] Kim Wilkinson	8+	DNA [6]	03:06.18 (03:06.18) [6]	04:39.08 (01:32.90) [7]	06:10.80 (01:31.72) 01.99	83 Final B
7	2	KRC Kingston RC Adele Hing, Andrew Bedford, Edward Davies, Ben Handy, Thomas Rawlins, Hal Bedford-Payne, Cameron Spurling, George Fellows, [Cox] Prudence Seaward	8+	DNA [4]	03:04.62 (03:04.62) [4]	04:38.29 (01:33.67) [6]	06:11.34 (01:33.05) 00.54	83 Final B

Metropolitan Amateur Regatta (Sunday)

Race 58

Coxless Pairs Tier 2

Final



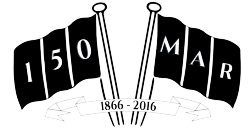
Posn	Lane	Club		500m	1000m	1500m	Finish	Next
1	7	LDR Leander Club Richard Clarke, Edward Gleadowe	2-	01:44.36 [1]	03:33.09 (01:48.73) [1]	05:23.41 (01:50.32) [1]	07:08.47 (01:45.06)	
2	5	ZUC University Coll Cork RC David Synnott, Steven Murphy	2-	01:47.45 [4]	03:40.31 (01:52.86) [2]	05:33.20 (01:52.89) [2]	07:26.12 (01:52.92) 17.65	
3	4	CNN (B) Cambridge 99 Nicholas Thorn, Helge Dietert	2-	01:46.57 [2]	03:40.69 (01:54.12) [3]	05:36.29 (01:55.60) [3]	07:28.47 (01:52.18) 02.35 Record Set	
4	6	AKN Auriol Ken James Dickinson, Mark Mearing-Smith	2-	01:50.12 [6]	03:44.77 (01:54.65) [5]	05:37.87 (01:53.10) [4]	07:30.79 (01:52.92) 02.32	
5	3	ZCK Cork BC Tomas Power, Sean O'Sullivan	2-	01:47.09 [3]	03:42.16 (01:55.07) [4]	05:41.31 (01:59.15) [5]	07:33.29 (01:51.98) 02.50	
6	2	SCU Strathclyde U Edward Ayton, Calum Young	2-	01:49.83 [5]	03:45.69 (01:55.86) [6]	05:43.32 (01:57.63) [6]	07:38.34 (01:55.02) 05.05	

Metropolitan Amateur Regatta (Sunday)

Race 59

Double Sculls Tier 3

Final



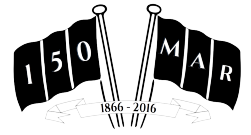
Posn	Lane	Club		500m	1000m	1500m	Finish	Next
1	3	OXB Oxford Brookes Matthew Martinez, Alexander Bavage	2x	DNA	DNA	DNA	07:26.62 (07:26.62)	
2	1	SCU (I) Strathclyde U Luk Melichar, Christopher Parsonage	2x	DNA	DNA	DNA	07:49.54 (07:49.54) 22.92	
3	4	TWK Twickenham RC Oliver Hellel, Oliver Warren	2x	DNA	DNA	DNA	07:55.06 (07:55.06) 05.52	
DNS	2	MHD (C) Maidenhead RC William Smith, Daniel Somerville	2x					
DNS	5	CFC ????	2x					
DNS	6	WIN ????	2x					

Metropolitan Amateur Regatta (Sunday)

Race 60

Masters Eights

Final



Posn	Lane	Club		500m	1000m	1500m	Finish	Next
1	7	TSS Tideway Sc Sch H Williams, Benjamin Bridger, Jamie Priestley, Roger Swift, David Best, Tim Sanders, R Clarke, Peter Watts, [Cox] L Greaves	MasF.8+	DNA [1]	DNA [1]	DNA [3]	07:27.08 (07:27.08)	Record Set
2	6	PTR (A) Putney Town Craig Judd, Alex Marengo, Nicolas Francis Journeaux, Paul Debois, Peter Rogers, Gavin C Donaldson, Simon De Maria, Geoffrey Metzger, William Desmond, [Cox] Julie Lewis	MasE.8+	DNA [2]	DNA [2]	DNA [2]	07:30.49 (07:30.49) 03.41	Record Set
3	5	PTR (B) Putney Town James Diserens, Stephen Rose, Keith Wills, Jonathan Selby, Richard Fryer, David Oswell, Tim Green, Geoffrey Charles Adams, Jeremy Brecknock, [Cox] R C Jewkes	MasF.8+	DNA [3]	DNA [3]	DNA [1]	07:41.11 (07:41.11) 10.62	

Handicap of 13 second advantage for PTR(B) in lane 5
Masters F time adjusted for handicap


Metropolitan Amateur Regatta (Sunday)

Race 62

Single Sculls Tier 3

Heat 1

3 to F



Posn	Lane	Club		500m	1000m	1500m	Finish	Next
1	4	GRI Griffen BC Daniel Boddington	1x	01:56.49 [5]	DNA -	DNA -	07:49.89 (07:49.89)	92 Final
2	3	BUR Burway RC Jack Barrett	1x	01:51.88 [2]	DNA -	DNA -	07:52.50 (07:52.50) 02.61	92 Final
3	1	GLU Glasgow Univ Matthew Mole	1x	01:55.87 [4]	DNA -	DNA -	07:53.73 (07:53.73) 01.23	92 Final
4	5	ZDJ Castleconnell Boat Club Fionnan Crowley	1x	01:51.51 [1]	DNA -	DNA -	07:54.62 (07:54.62) 00.89	
5	6	BAU Bath Univ Thomas Stace	1x	01:55.41 [3]	DNA -	DNA -	07:56.53 (07:56.53) 01.91	
6	2	TSS Tideway Sc Sch Jack Keech	1x	01:57.07 [6]	DNA -	DNA -	08:09.03 (08:09.03) 12.50	


Metropolitan Amateur Regatta (Sunday)

Race 63

Single Sculls Tier 3

Heat 2

3 to F




Posn	Lane	Club		500m	1000m	1500m	Finish	Next
1	5	AGE Agecroft RC Hugh Gallie	1x	DNA	DNA	DNA	DNA	92 Final
2	7	SCU Strathclyde U Ben Parsonage	1x	DNA	DNA	DNA	DNA	92 Final
3	3	BAU Bath Univ Thomas Mapp	1x	DNA	DNA	DNA	DNA	92 Final
4	4	EXE Exeter RC Harry William Shepherd	1x	DNA	DNA	DNA	DNA	
5	2	CAB Cantabrigian RC Jonah Harris	1x	DNA	DNA	DNA	DNA	
6	1	GLU Glasgow Univ Aaron Nicholson	1x	DNA	DNA	DNA	DNA	
DNS	6	RDU Reading Univ Oliver Dix	1x					

Metropolitan Amateur Regatta (Sunday)

Race 64

Women's Quad Sculls Tier I

Final




Posn	Lane	Club		500m	1000m	1500m	Finish	Next
1	3	TSS Tideway Sc Sch Amelia Carlton, Olivia Uguz, Georgina Grandfield, Francesca Rawlins	W.4x-	DNA	DNA	DNA	DNA	-
2	2	OXB Oxford Brookes Zoe Taylor, Georgina Grant, Robyn Armstrong, Emily Herridge	W.4x-	DNA	DNA	DNA	DNA	-
3	4	NRC (A) Nottingham RC Kerryn Meston, Annie Campbell-Orde, Kate Parsons, Jenna Draycott	W.4x-	DNA	DNA	DNA	DNA	-
4	5	NRC (B) Nottingham RC Fleur TavarÃ©, Charlotte Brown, Lucy Holgate, Isabella Barlow	W.4x-	DNA	DNA	DNA	DNA	-

Metropolitan Amateur Regatta (Sunday)

Race 65

Women's Lwt 1x

Final



Posn	Lane	Club		500m	1000m	1500m	Finish	Next
1	7	AGE Agecroft RC Ellie Lewis	W.Lwt. 1x	02:04.15 [1]	DNA -	06:17.73 (06:17.73) [1]	08:22.02 (02:04.29)	
2	6	EXU Exeter Univ Susannah Duncan	W.Lwt. 1x	02:04.46 [2]	DNA -	06:18.40 (06:18.40) [2]	08:24.35 (02:05.95) 02.33	
3	5	TRC Thames RC Suzi Perry	W.Lwt. 1x	02:07.53 [4]	DNA -	06:24.14 (06:24.14) [3]	08:31.49 (02:07.35) 07.14	
4	4	BAU Bath Univ Laura Macro	W.Lwt. 1x	02:07.02 [3]	DNA -	06:28.60 (06:28.60) [4]	08:35.88 (02:07.28) 04.39	
5	2	ZFS Skibereen RC Orla Hayes	W.Lwt. 1x	02:10.68 [5]	DNA -	DNA -	08:37.38 (08:37.38) 01.50	
6	3	GRO Grosvenor RC Lucy Iball	W.Lwt. 1x	02:14.53 [6]	DNA -	06:42.40 (06:42.40) [5]	08:55.53 (02:13.13) 18.15	


Metropolitan Amateur Regatta (Sunday)

Race 66

Single Sculls Tier 5

Heat 1

3 to F



Posn	Lane	Club		500m	1000m	1500m	Finish	Next
1	3	DUB Durham Univ Montague Norman	1x	01:55.81 [2]	03:54.55 (01:58.74) [1]	05:59.30 (02:04.75) [2]	07:55.17 (01:55.87)	97 Final
2	6	MED Medway Towns RC Robert Blair	1x	01:56.46 [3]	03:55.23 (01:58.77) [2]	06:00.09 (02:04.86) [3]	08:02.59 (02:02.50) 07.42	97 Final
3	2	SOC Coalporters Harry Aitchison	1x	01:57.12 [4]	03:56.01 (01:58.89) [3]	06:08.85 (02:12.84) [4]	08:08.16 (01:59.31) 05.57	97 Final
4	1	DUB Durham Univ Ryan Todhunter	1x	02:03.10 [5]	04:03.87 (02:00.77) [5]	06:11.47 (02:07.60) [5]	08:08.71 (01:57.24) 00.55	
5	4	DUB Durham Univ Neil Connell	1x	01:54.59 [1]	04:01.25 (02:06.66) [4]	DNA - [6]	08:18.66 (08:18.66) 09.95	
DNS	5	HEN Henley RC Alexander Maytum	1x					
DNS	7	GOL Goldie BC Thomas Strudwick	1x					


Metropolitan Amateur Regatta (Sunday)

Race 67

Single Sculls Tier 5

Heat 2

3 to F




Posn	Lane	Club		500m	1000m	1500m	Finish	Next
1	4	IEL Isle of Ely RC George Bourne	lx	01:53.99 [1]	03:56.26 (02:02.27) [1]	05:58.92 (02:02.66) [1]	07:58.66 (01:59.74)	97 Final
2	6	SOC Coalporters Zach Williams	lx	02:00.00 [3]	DNA -	06:08.54 (06:08.54) [2]	08:10.09 (02:01.55) 11.43	97 Final
3	2	MBC Molesey BC Duncan McLellan	lx	01:57.19 [2]	04:02.89 (02:05.70) [2]	06:09.84 (02:06.95) [3]	08:13.45 (02:03.61) 03.36	97 Final
4	5	UTC Upper Thames RC Robert Moles	lx	DNA	04:04.10 (04:04.10) [3]	06:15.32 (02:11.22) [4]	08:17.68 (02:02.36) 04.23	
5	1	GLW Glasgow RC Lukáš Melichar	lx	02:06.32 [5]	04:08.93 (02:02.61) [4]	06:32.33 (02:23.40) [5]	08:38.00 (02:05.67) 20.32	
DNS	3	DUB Durham Univ Rami Delogne	lx					

Metropolitan Amateur Regatta (Sunday)

Race 69

Women's Eights Tier I

Final F




Posn	Lane	Club		500m	1000m	1500m	Finish	Next
1	7	PTR (B) Putney Town E Culley, Joely Dicks, Laura Peck, Jade Gowan, Lauren Buchanan, Francesca Lawley, Georgina Killick, Melanie Perkins, [Cox] Tanya Bates	W.8+	01:53.15 [1]	03:55.08 (02:01.93) [1]	05:55.23 (02:00.15) [1]	07:50.44 (01:55.21)	73 Final B
2	6	PTR (A) Putney Town Simone Frehe, Susan Pictor, Clare Allen, Marisa Futernick, Cecile Auty-Jacklin, Mary Mortimer, Karen Shepherd, Jane Nash, [Cox] Camilla Lister	W.8+	01:54.61 [2]	03:58.11 (02:03.50) [2]	05:57.72 (01:59.61) [2]	07:53.35 (01:55.63) 02.91 Record Set	73 Final B
3	5	IMP Imperial Coll Geraldine Regnier, Agnese Grison, Tosca Cederberg Marmefelt, Georgia Grand, Alix Fenies, Jessica Olive, Martha Parkinson, Georgiana Malin, [Cox] Catherine Bowden	W.8+	01:55.58 [3]	04:01.54 (02:05.96) [3]	06:03.24 (02:01.70) [3]	08:00.27 (01:57.03) 06.92	73 Final B
4	4	KCL King's Coll Lon Georgia Heaver-Wren, Sophie Taylor, Juliet McQueen, Diane Cooke, Sophie van Son, Jessica Woolley, Nicole Seredenko, Rosie Noonan, [Cox] Victoria Heald	W.8+	01:56.17 [4]	04:05.36 (02:09.19) [4]	06:12.12 (02:06.76) [4]	08:14.48 (02:02.36) 14.21	73 Final B

Metropolitan Amateur Regatta (Sunday)

Race 70

Women's Eights Tier I

Final E




Posn	Lane	Club		500m	1000m	1500m	Finish	Next
1	4	GLU Glasgow Univ Rebeccas Perry, Jane MacGregor, Izzy MacDonald, Aliese Steinhart, Nina Gray, Amy Tulloch, Kirsty Naismith, Elizabeth Barrierro, [Cox] Stuart Mitchell	W.8+	01:54.27 [5]	03:47.54 (01:53.27) [4]	05:43.46 (01:55.92) [1]	07:36.32 (01:52.86)	74 Final A Record Set
2	6	CFU Cardiff Univ Anita Rozenvalde, Holly Thomas, Heather Stewart, Lauren Wareham, Imogen Freethy, Megan Douglas, Miranda Clements, Charlotte Eales, [Cox] Megan Walker	W.8+	01:52.90 [3]	03:46.98 (01:54.08) [3]	05:43.94 (01:56.96) [2]	07:36.61 (01:52.67) 00.29	74 Final A
3	5	USU Surrey Univ Joanna Walker, Jasmine Bone, Naomi Coleman, Eleanor Stevens, Jenna Charman, Fiona Norris, Sophie Hossack, Megan Moloney, Rachel Pritchard, [Cox] Tsolo Swan	W.8+	01:50.88 [2]	03:45.89 (01:55.01) [2]	05:44.39 (01:58.50) [4]	07:38.88 (01:54.49) 02.27	74 Final A
4	7	ZDT (B) Dublin U Ladies Ruthie McHugh, Jane Hogg, Aideen Fay, Aoife McGranaghan, Molly Brennan, Gabriele Gusciute, Anna Mangan, Ellen Murphy, [Cox] Clare White	W.8+	01:50.06 [1]	03:44.71 (01:54.65) [1]	05:44.15 (01:59.44) [3]	07:43.94 (01:59.79) 05.06	74 Final A
5	1	ULO (B) London Univ Abigail Powell, Amelie Peiker, Hannah Lidbetter, Annabel Strachan, Jenny Budden, Alexandra Courage, Jessica Milborne, Martina Larsson, [Cox] Tanya Hossain	W.8+	01:59.72 [7]	03:52.72 (01:53.00) [7]	05:48.92 (01:56.20) [5]	07:47.41 (01:58.49) 03.47	74 Final A
6	3	ZCK Cork BC Jessica McCarthy, Valerie O'Driscoll, Claire Ryan, Aisling O'Leary, Aisling Dwyer, Kate McCarthy, Ciara Hennessy, Siobhan Egan, [Cox] Mary Aird	W.8+	01:54.47 [6]	03:51.61 (01:57.14) [6]	05:50.83 (01:59.22) [6]	07:48.51 (01:57.68) 01.10	74 Final A
7	2	CBR (B) Bristol City Emma Greenhow, Rebecca Harnett, Annabel Young, Jenna Randall Smith, ELLEN GRIST, Eimear McGeehan, Andreea Paraschivescu, Rosie Oates, [Cox] Paddy Davison	W.8+	01:53.62 [4]	03:50.98 (01:57.36) [5]	05:51.19 (02:00.21) [7]	07:48.51 (01:57.32)	74 Final A

Metropolitan Amateur Regatta (Sunday)

Race 71

Women's Eights Tier I

Final D




Posn	Lane	Club		500m	1000m	1500m	Finish	Next
1	7	STN Staines BC Suzanne Cole, Georgina Watling, Rachel Brown, Claire Couves, Sophie Richards, Catherine Long, Maddison Shoolbread, Emma Corless, [Cox] Anna Cackett	W.8+	01:52.90 [4]	03:46.79 (01:53.89) [2]	05:38.05 (01:51.26) [1]	07:26.94 (01:48.89)	
2	6	ZNU (B) NUI Galway BC Shannon Sheridian, Sorcha O'Donnell, Sian Mannion, Aisling Nolan, Naomi Tunstead, Sarah Blaney, Ailbhe NÁ- Griofa, Ellen Ormsby, [Cox] Cathal McNamara	W.8+	01:52.66 [3]	03:47.62 (01:54.96) [3]	05:41.11 (01:53.49) [2]	07:30.99 (01:49.88)	04.05 Record Set
3	5	UCL UC London Emily Nash, Anna-Rose Truman, Catherine Bentley, Claudia Abdallah, Rachel Dumbrell, Natalie Ohene, Ellen Forsyth, Tegan Foister, [Cox] Lauren Johncock	W.8+	01:53.51 [5]	03:49.33 (01:55.82) [5]	05:43.16 (01:53.83) [4]	07:31.57 (01:48.41)	00.58
4	4	CBR (A) Bristol City Caitlin Bloom, Rebecca Perkins, Sofia Deambrosi, Emma Bawden, Lauren O'Neill, Jenny Chapman, Chloe Farrar, Rachel Wilson, [Cox] Isobel Stone	W.8+	01:50.85 [1]	03:46.00 (01:55.15) [1]	05:42.38 (01:56.38) [3]	07:33.03 (01:50.65)	01.46
5	3	TRC (B) Thames RC Robyn Carter, Louisa Horton, Jennifer O'Boyle, Lucy Nee, Sophie Jenkins, Bryony Spottiswoode, Charlotte Potter, Eleanor Roberts, [Cox] Alastair Jackson	W.8+	01:52.10 [2]	03:48.07 (01:55.97) [4]	05:43.67 (01:55.60) [5]	07:35.64 (01:51.97)	02.61
6	2	EXU Exeter Univ Sophie Wrixon, Emily Batchelor, Julia Bradley, Eleanor Hayes, Arabella Weetch, Jemima Betts, Eleanor Foot, Alex Flynn, Helene Stabell Haaheim, [Cox] Rossana Wing	W.8+	01:53.85 [6]	03:51.72 (01:57.87) [7]	05:43.93 (01:52.21) [6]	07:36.07 (01:52.14)	00.43
7	1	CUR Curlew RC Rebecca Jackson, Inga Jirgensone, Claire Williams, Lianne Abbott, Gemma Barker, Anna Palsdottir, Charlotte Waghorne, Jessica Phillips, [Cox] Alexander Smith	W.8+	01:53.81 [7]	03:49.67 (01:55.86) [6]	05:47.25 (01:57.58) [7]	07:41.70 (01:54.45)	05.63

Metropolitan Amateur Regatta (Sunday)

Race 72

Women's Eights Tier I

Final C




Posn	Lane	Club		500m	1000m	1500m	Finish	Next
1	7	AGE Agecroft RC Frances Barrand, Camilla O'Driscoll, Kate Silverthorne, Grace Miller, Charlotte Walsh, Florence Morton, Alexandra Gardiner, Charlotte Grandfield, [Cox] Marion Vannier	W.8+	01:48.26 [1]	03:40.62 (01:52.36) [1]	05:31.87 (01:51.25) [1]	07:18.04 (01:46.17)	
2	6	KRC/ LEA/ QBC/ TSS/ ULO Kingston RC/ Lea RC/ Quintin B... Rebekah Edgar (QBC), Claire McIntosh (TSS), Amanda Benson-Skailes (LEA), Bridget Snaith (LEA), Judith Schulz (TSS), Caroline Matthews (TSS), Elaine Johnstone (TSS), Andrea Finn (KRC), [Cox] Megan Neville (ULO)	W.8+	01:49.49 [2]	03:40.85 (01:51.36) [2]	05:32.20 (01:51.35) [2]	07:19.13 (01:46.93) 01.09	
3	5	ZGY Galway RC Ruth Elwood, Kellie-Ann Folan, Isabella McDonald, Róisín Cahill, Kellie Wade, Amy Sims, Claire Elwood, Fiona Murtagh, [Cox] Sarah Lynch	W.8+	01:51.29 [3]	03:42.49 (01:51.20) [3]	05:35.90 (01:53.41) [3]	07:24.00 (01:48.10) 04.87	
4	4	VRC Vesta RC Cameo Choquer, Victoria Carroll, Fiona Robinson, Cherry Fermor, Hannah Futter, Clare Wood, Catherine Long, Kirsty McGregor-Ritchie, [Cox] Lauren Hardcastle	W.8+	01:52.69 [5]	03:43.23 (01:50.54) [4]	05:37.33 (01:54.10) [4]	07:25.82 (01:48.49) 01.82	
5	3	FUL Fulham Reach Sally Hodgson, Ella Hutchinson, Fay Sandford, Georgina Phillips, Elizabeth Cottrell, Beatrix Sheldrick, Jenny Arnold, Fiona Schlesinger, [Cox] S Tjornelund	W.8+	01:52.05 [4]	03:45.75 (01:53.70) [5]	05:40.72 (01:54.97) [5]	07:30.63 (01:49.91) 04.81	
6	1	DUB (B) Durham Univ Francesca Quinn, Gabriella Hatfield, Megan Lillington, Maya Nickituk, Alicia Schwarzenbach, Eva Siwiak-Jaszek, Megan Connolly, Harriet Watson, [Cox] Zoe Evans	W.8+	01:53.85 [7]	03:49.96 (01:56.11) [7]	05:45.19 (01:55.23) [7]	07:32.06 (01:46.87) 01.43 Record Set	
7	2	UBR (B) Bristol Univ Lily Donovan, Charlotte Rogers, Rosie Watkins, Sophie Angel, Madeleine Jannoe, Grace Ward-Allen, Catherine Nohre, Charlotte Marshall, [Cox] Caroline Welsh	W.8+	01:53.95 [6]	03:48.08 (01:54.13) [6]	05:43.00 (01:54.92) [6]	07:32.62 (01:49.62) 00.56	

Metropolitan Amateur Regatta (Sunday)

Race 73

Women's Eights Tier I

Final B




Posn	Lane	Club		500m	1000m	1500m	Finish	Next
1	7	TSS Tideway Sc Sch Holly Smith, Roxanna Colebatch, Megan Hollands, Alicia Keith, Ellenor Peebles, Cecilia Ricks, Sally Trump, Katie Potter, [Cox] Sophie Shapter	W.8+	01:46.40 [1]	03:33.80 (01:47.40) [1]	05:23.29 (01:49.49) [1]	07:11.84 (01:48.55)	
2	6	ZCR Commercial RC martina bracken, edel gary, gill crowe, gillian hosford, naomi fearon, hazel o neill, Sinead Dolan, ruth morris, [Cox] niamh williams	W.8+	01:48.34 [3]	03:38.64 (01:50.30) [3]	05:26.88 (01:48.24) [2]	07:16.39 (01:49.51) 04.55	
3	5	UBR (A) Bristol Univ Cecilia Assmundson, Phoebe Beer, Alice Davies, Charlotte Greenwood, Sally Elphick, Alice Lovett, Nathalie Rappaport, Jessica Pope, [Cox] Sophia Margetts	W.8+	01:46.34 [2]	03:38.04 (01:51.70) [2]	05:29.20 (01:51.16) [3]	07:19.20 (01:50.00) 02.81 Record Set	
4	4	ZDT (A) Dublin U Ladies Nora Fisher, Sarah Kelly, Aoife Corcoran, Caoimhe Dempsey, Aoife Byrne, Gemma Foley, Laura Walsh, Sarah Higgins, [Cox] Aoife Reid	W.8+	01:49.54 [4]	03:40.71 (01:51.17) [4]	05:33.12 (01:52.41) [5]	07:21.83 (01:48.71) 02.63	
5	2	AKN Auriol Ken Kirsty Page, Angela Hitchens, Sophie Lovett, Amanda Piggot, Katherine Pankhurst, Tamara Zwaagstra, Joanna Innes-Hopkins, Catherine Edwards, [Cox] Chris Williamson	W.8+	01:51.27 [6]	03:41.90 (01:50.63) [5]	05:32.39 (01:50.49) [4]	07:23.65 (01:51.26) 01.82	
6	3	TRC (A) Thames RC Clodagh Loughnane, Charlotte Orrell, Helen Carswell, Rose Bernard, Hannah Laird, Katrine Eskander, Katherine Woodward, Flora Emeney, [Cox] Nathalie Kernan	W.8+	01:51.05 [5]	03:42.50 (01:51.45) [6]	05:34.35 (01:51.85) [6]	07:26.05 (01:51.70) 02.40	
7	1	LLA Llandaff RC Catherine Raine, Grace Mahony, Bridget Lapage, Alison Boyes, Emily Brace, Ella Tepper, Olivia Howe, Georgie Haynes, [Cox] Richard Summers	W.8+	01:53.84 [7]	03:48.26 (01:54.42) [7]	05:44.52 (01:56.26) [7]	07:41.50 (01:56.98) 15.45	

Metropolitan Amateur Regatta (Sunday)

Race 74

Women's Eights Tier I

Final A




Posn	Lane	Club		500m	1000m	1500m	Finish	Next
1	7	MBC Molesey BC Emma McDonald, Caitlin Boyland, Gabby Rodriguez, Elo Luik, Lucy Primmer, Ruth Whyman, Rebecca Edwards, Katie Bartlett, [Cox] Morgan Baynham-Williams	W.8+	01:40.64 [1]	03:23.40 (01:42.76) [1]	05:04.62 (01:41.22) [1]	06:44.69 (01:40.07)	
2	6	ULO London Univ Emily Wilks, Lottie Bruce, Fionnuala Gannon, Emma Reiser, Charlotte Hodgkins-Byrne, Georgia Statham, Alessandra French, Robyn Hart-Winks, [Cox] Lauren Holland	W.8+	01:45.62 [2]	03:30.41 (01:44.79) [2]	05:13.80 (01:43.39) [2]	06:54.34 (01:40.54) 09.65 Record Set	
3	4	ZNU (A) NUI Galway BC Alison Mooney, Susan Kennelly, Aisling Cahill, Georgina Deane, Alannah Leonard, Nuala Landers, Sadhbh O'Connor, Marie Pigott, [Cox] Johanna Walsh	W.8+	01:45.79 [3]	03:30.60 (01:44.81) [3]	05:14.53 (01:43.93) [3]	06:58.20 (01:43.67) 03.86	
4	3	OXB (B) Oxford Brookes Alex Styles, Alice Harper, Katie Metalli, Lucy Mason, Johanna Gannon, Francesca Molyneux, Aly Vogelzang, Madeleine Dobson, [Cox] Aisling Humphries-Griffiths	W.8+	01:47.91 [5]	03:35.54 (01:47.63) [6]	05:19.74 (01:44.20) [4]	07:01.70 (01:41.96) 03.50	
5	2	DUB (A) Durham Univ Amy Polglase, Helena Louise Lang, Tessa van Veen, Ellen Roberts, Lauren Irwin, Helena Barton, Rebekka Hodson, Hanna Gailis Inntjore, [Cox] Abigail Riley	W.8+	01:48.04 [6]	03:34.08 (01:46.04) [5]	05:20.15 (01:46.07) [5]	07:03.87 (01:43.72) 02.17	
6	1	NEW (B) Newcastle Univ Phoebe Truett, Sundee Denton-Chandler, Anna Van de Braak, Charlotte Dobson, Kate Woolley, Kathryn Eccles, Leanne Knight, Lucy Stanhope, [Cox] Charlotte Hill	W.8+	01:46.70 [4]	03:33.92 (01:47.22) [4]	05:20.48 (01:46.56) [6]	07:04.56 (01:44.08) 00.69	
7	5	NEW (A) Newcastle Univ Fiona Chestnutt, Frances Russell, Harriet Aubrook, Lydia Davis, Katherine Bulmer, Leah Kindleyside, Harriet Roddy, Rachel Webb, [Cox] Sophie Bury	W.8+	01:49.34 [7]	03:36.11 (01:46.77) [7]	05:21.63 (01:45.52) [7]	07:08.02 (01:46.39) 03.46	

Metropolitan Amateur Regatta (Sunday)

Race 75

Eights Tier I

Final J




Posn	Lane	Club		500m	1000m	1500m	Finish	Next
1	7	KCL (A) King's Coll Lon Matthew Fish, Ali Atun, Alexander Woodhouse, William Masters, Josh Funnell, Guglielmo La Torre, Kit Mersey, Nikolai Horozov, [Cox] Bethan Grech	8+	01:43.24 [1]	03:29.19 (01:45.95) [2]	05:14.75 (01:45.56) [1]	06:57.87 (01:43.12)	79 Final F Record Set
2	5	MHD Maidenhead RC Gabriel Jennings, Robert Smith, Peter Pratelli, Matthew Edmundson, Ben Edgar-Whelan, Chris Richards, Jack Cox, [Cox] Tegan Pereira-Rego	8+	01:44.28 [3]	03:30.59 (01:46.31) [3]	05:16.23 (01:45.64) [3]	06:58.17 (01:41.94) 00.30	79 Final F
3	6	KCL (B) King's Coll Lon Jack Griffiths, Jack Mulekezi, Rory Swan, Derek Watson, Hugo Thomas, James Lee, Matthew Evans, Daniil Baryshnikov, [Cox] Eleanor Gosney	8+	01:43.78 [2]	03:28.94 (01:45.16) [1]	05:15.40 (01:46.46) [2]	06:59.52 (01:44.12) 01.35	79 Final F
4	4	ZDU (C) Dublin University BC Isaac Brickenden, Ciaran Donegan, Paul Kennedy, Andrew Finnerty, John Taaffe, Hugh Lohan, Constantine Knauer, Ross Layden, [Cox] Hannah Colgan	8+	01:45.69 [4]	03:34.33 (01:48.64) [4]	05:21.81 (01:47.48) [4]	07:10.10 (01:48.29) 10.58	79 Final F

Metropolitan Amateur Regatta (Sunday)

Race 76

Eights Tier I

Final I




Posn	Lane	Club		500m	1000m	1500m	Finish	Next
1	4	AKN Auriol Ken Yevgen Fesenko, Alexander Tomlinson, Juan Aponte, Joshua Herridge, James Kirkbride, Stuart Watts, Sebastian Frechtling, Cameron Graham, [Cox] William Lewis	8+	01:38.30 [4]	03:19.71 (01:41.41) [1]	05:01.78 (01:42.07) [1]	06:48.21 (01:46.43)	80 Final E
2	6	ZDU (D) Dublin University BC Robbie White, Conor Phelan, Raja Sleiman, Dylan O'Halloran, Paulus Heemskerck, Brian Egan, Andrew Burgess, Gavin Moore, [Cox] Arne Philipeit	8+	01:37.90 [3]	03:20.09 (01:42.19) [2]	05:02.11 (01:42.02) [2]	06:49.56 (01:47.45) 01.35 Record Set	80 Final E
3	5	ZCD (C) University Coll Dublin RC Ben Moore, Thomas O Reilly, Thomas Birmingham, Robbie Glynn, Andrew Mays, Finnian Shilling, O Sullivan Cian, Tim Burke, [Cox] Caoimhe Fitzgerald	8+	01:37.32 [1]	03:20.95 (01:43.63) [4]	05:03.12 (01:42.17) [3]	06:51.48 (01:48.36) 01.92	80 Final E
4	7	UWK (B) Warwick Univ Felix Buchanan, Amir Ben-Romdhane, Andreas Stabell, Alex Godfrey, Alfred Abercrombie, Carlo Fedeli, Erik Albertson, Manuel Hentschel, [Cox] Daisy Whitchurch	8+	01:37.68 [2]	03:20.58 (01:42.90) [3]	05:04.59 (01:44.01) [4]	06:57.64 (01:53.05) 06.16	80 Final E
5	3	VRC (B) Vesta RC Robert Alexander, Christian Green, Christopher Goodfellow, Rory Baggott, Alexander K��ng, James Cox, Laurence Hookway, Oliver Chapman, [Cox] Chloe Ramambason	8+	01:39.66 [5]	03:24.72 (01:45.06) [5]	05:07.91 (01:43.19) [5]	07:05.66 (01:57.75) 08.02	80 Final E
6	2	UBR (C) Bristol Univ Harry Baker, James Hogben, George Kilgour, Charlie Baker, Louis Heath, Angus Firth, William Feakes, Tom Sykes, [Cox] Alicia Hardy	8+	01:42.40 [7]	03:26.14 (01:43.74) [6]	05:12.21 (01:46.07) [6]	07:05.66 (01:53.45)	80 Final E
7	1	UCL (B) UC London Jack Ren, Neel Raja, Patrick McDonald, Nikolaj Tranholm-Mikkelsen, Joris Simaitis, Theodore Fawcett, Shay Sharma, Freddie Dewey, [Cox] Sean Cannon	8+	01:41.68 [6]	03:29.02 (01:47.34) [7]	05:16.94 (01:47.92) [7]	07:05.66 (01:48.72)	80 Final E








Metropolitan Amateur Regatta (Sunday)

Race 77

Eights Tier I

Final H




Posn	Lane	Club		500m	1000m	1500m	Finish	Next
1	7	VRC (A)  Vesta RC Sven Radcke, Oliver Lumley, Michael Warren, Giovanni Galavotti, Christopher Clements, Henry Primarolo, Robert Donald, William Pearson, [Cox] Nicola Sani	8+	01:35.03 [1]	03:14.70 (01:39.67) [1]	05:00.26 (01:45.56) [1]	06:35.17 (01:34.91)	81 Final D
2	6	CFU  Cardiff Univ Christopher Blenkarn, George Webb, Sam Davenport, Harry Perry, James Dennis, Nicholas Garraway, Harry Smallman, Dominic O'Malley, [Cox] Emma Fitzpatrick	8+	01:37.41 [3]	03:16.26 (01:38.85) [2]	05:00.52 (01:44.26) [2]	06:35.52 (01:35.00) 00.35	81 Final D Record Set
3	5	UBR (B)  Bristol Univ Morgan Gray, Tom Watkinson, Alasdair Knight, James Foster, John Allden, Marcus Smith, Arthur Smith, Carl Cox, [Cox] Johanna Dodgson	8+	01:38.32 [6]	03:16.34 (01:38.02) [3]	05:01.06 (01:44.72) [3]	06:36.81 (01:35.75) 01.29	81 Final D
4	4	EXU (B)  Exeter Univ Rossana Wing, Ben Shaw, Benjamin Sherry, Rhys Powell, John Adams, Fergus Shegog, James Shaw, Michael de Winton, Jack Marcus, [Cox] Sophie Wrixon	8+	01:37.21 [2]	03:16.54 (01:39.33) [4]	05:01.71 (01:45.17) [4]	06:39.36 (01:37.65) 02.55	81 Final D
5	2	DUB  Durham Univ Matthew Roe, Harry Cox, Lachie Ives, George Cansdale, Christian Palmer, Lloyd Barron-Robinson, Lucas Rodd, Benjamin Evans, [Cox] Fiona Hardyman	8+	01:38.02 [5]	03:19.21 (01:41.19) [5]	05:03.26 (01:44.05) [5]	06:42.18 (01:38.92) 02.82	81 Final D
6	3	CAM  Cambridge City Tom Watt, Ashley Mander, Scott O'Donoghue, Paul Worth, Thomas Hetherington, Callum McKenzie, Thomas Shadbolt, Jack Lawlor-Anderson, [Cox] Jess Upton	8+	01:40.46 [7]	DNA -	05:04.13 (05:04.13) [6]	06:43.96 (01:39.83) 01.78	81 Final D
7	1	NSH  Nonesuch BC H Cooper, Ben McSweeney, Toby Bownass, Charles Lewis, Francis Beynon, Chris Heywood, Jonathan McCann, Thomas Clark, [Cox] Emily Almond	8+	01:37.71 [4]	03:19.87 (01:42.16) [6]	05:05.45 (01:45.58) [7]	06:46.73 (01:41.28) 02.77	81 Final D

Metropolitan Amateur Regatta (Sunday)

Race 78

Eights Tier I

Final G




Posn	Lane	Club		500m	1000m	1500m	Finish	Next
1	3	YRK York City RC Philip Press, Paul Richardson, Charles Heise, Patrick Evans, Benjamin Bollans, Iain David Edmondson, Andrew Wilkinson, Daniel Lewis, [Cox] Louise Hawkyard	8+	01:35.57 [1]	03:15.71 (01:40.14) [1]	05:06.18 (01:50.47) [1]	06:39.75 (01:33.57)	82 Final C
2	7	LEE Leeds RC Andrew Walker, Mark Tarrant, Lewis Marston, Conor Vincent, James Tipper, Daniel Humphrey, Vasileios Athanasiadis, Theodosios Travlos, [Cox] Jasmine Jones	8+	01:38.08 [6]	03:19.95 (01:41.87) [6]	05:07.32 (01:47.37) [6]	06:40.01 (01:32.69) 00.26	82 Final C
3	2	COX (B) Oxford City Hamish Bowie, William Rogers, Edward Podgorski, Dmitry Nazarenko, Simon Kirk, Luke Kelly, Harry Robinson, Thomas Briggs, [Cox] Kirstin Anderson	8+	01:37.77 [5]	03:19.74 (01:41.97) [5]	05:08.13 (01:48.39) [7]	06:41.35 (01:33.22) 01.34	82 Final C
4	6	SCO St Cats Oxford Matthew Smith, Ryan McKay, David Smith, Julian Malisano, Oliver Berry, Jack Shepherd-Cross, Jonathan Martin, Charles Garner, [Cox] Tobias Dirnhuber	8+	01:37.23 [4]	03:18.60 (01:41.37) [4]	05:06.43 (01:47.83) [2]	06:42.00 (01:35.57) 00.65	82 Final C Record Set
5	1	NOR Norwich RC Oliver Roe, Ed English, Oli Tyler, Carey Pearson, Carl Shiplee, Jake Kattenhorn Black, Toby Trett, Oliver Negus, [Cox] Darwin Columbus Friend	8+	01:38.71 [7]	03:21.62 (01:42.91) [7]	05:09.89 (01:48.27) [8]	06:43.94 (01:34.05) 01.94	82 Final C
6	5	EXE Exeter RC Sam Gilman, Marcus Worthington, Simeon Bates, Robbie Eggen, Ben Bryon-Edmond, Sam Fotheringham, Graham Forrest, Tom Smalley, [Cox] Samuel Cope	8+	01:36.94 [3]	03:18.23 (01:41.29) [3]	05:06.87 (01:48.64) [4]	06:44.26 (01:37.39) 00.32	82 Final C
7	4	UNH United Hosp BC James Temple, Robin Wang, Lewis Rogers, Yaroslav Shkanov, Amaury Trockels, Anthony Flannery, Morgan Hughes, Abdel Younes Ibrahim, [Cox] Alexander Davie	8+	01:36.77 [2]	03:16.61 (01:39.84) [2]	05:06.66 (01:50.05) [3]	06:45.28 (01:38.62) 01.02	82 Final C

Metropolitan Amateur Regatta (Sunday)

Race 79

Eights Tier I

Final F



Posn	Lane	Club		500m	1000m	1500m	Finish	Next
1	5	ZNU (B) NUI Galway BC Jack Kilduff, Alex Chadfield, Kai McGlacken, Baptiste Guerinot, Brian Keane, Eoghan Walls-Tuite, Gerry Mannion, Donal Coen, [Cox] Cathal McNamara	8+	01:34.64 [2]	03:13.15 (01:38.51) [2]	04:50.54 (01:37.39) [1]	06:25.61 (01:35.07)	83 Final B Record Set
2	4	IMP (B) Imperial Coll Ian Kegler, James Wilson, David Simmonds, Matthew Layton, Ben Hambrook, Matthew McElroy, Harry Uglow, Harry Knights, [Cox] Charlotte Grayson	8+	01:35.90 [3]	03:14.36 (01:38.46) [3]	04:51.36 (01:37.00) [2]	06:26.83 (01:35.47) 01.22	83 Final B
3	2	EXU (A) Exeter Univ Thomas Richards, Cameron Murray, Nicholas Mathers, Carl Lofthagen, Tristan Taylor, John Hunt, Angus Irvine, Charles Scott, [Cox] Edward Mills	8+	01:34.43 [1]	03:12.81 (01:38.38) [1]	04:52.43 (01:39.62) [3]	06:30.57 (01:38.14) 03.74	83 Final B
4	3	UWK (A) Warwick Univ Mark Hughes, Jack Hutchinson, Alexander Dawson, Tiago Fachada, Thomas Hall, Joshua Semple, Lukas Uhrstr�m, Jake Bedford, [Cox] Sophie Ledingham	8+	01:37.16 [4]	03:17.58 (01:40.42) [4]	04:57.59 (01:40.01) [4]	06:36.31 (01:38.72) 05.74	83 Final B
5	7	UCL (A) UC London Ludovic Lenders, James Dyson, Oscar Frith, Sachin Turakhia, John Figi, Maximilian Hess, Rory Dawson, Jaime San Miguel Navas, [Cox] Florence Beard	8+	01:37.56 [5]	03:19.09 (01:41.53) [5]	04:59.85 (01:40.76) [5]	06:41.54 (01:41.69) 05.23	83 Final B
DNS	6	MBC Molesey BC Jonna de Vries, William Hetherington, Cledwyn Ellison, James Phillips, Aaron Wilkins, Robin Mould, Adam Heayberd, Ashley Cowley, William Johnston, [Cox] Anna Corderoy	8+					


Redrawn

Metropolitan Amateur Regatta (Sunday)

Race 80

Eights Tier I

Final E



Posn	Lane	Club		500m	1000m	1500m	Finish	Next
1	7	LEA Lea RC James Stanier, Thomas Wei, Max James Beverton, Ross McDonald, Hugh Berry, Anthony Brewer, Evan Whittal-Williams, Emilio Hernandez, [Cox] Richard Hill	8+	01:33.92 [1]	03:11.60 (01:37.68) [1]	04:47.62 (01:36.02) [1]	06:21.94 (01:34.32)	84 Final A
2	6	UWE W England Univ Aghaude Amadi, Edward Dean, Benjamin Stafford, Charles Wagstaff, Liam Hopkins, Will Lord, Andrew Heath, Tim Waller, [Cox] Freya Jennings	8+	01:34.96 [3]	03:12.64 (01:37.68) [2]	04:48.65 (01:36.01) [2]	06:23.06 (01:34.41) 01.12	84 Final A Record Set
3	5	WRR Worcester RC David Hopkins, James Riach, Alex Kearns, Jack McDonald, Ryan Pettifer, William Fraser, Joshua Rogers, Timothy Woodman, [Cox] Molly Elkins	8+	01:35.35 [4]	03:13.48 (01:38.13) [4]	04:50.10 (01:36.62) [3]	06:24.10 (01:34.00) 01.04	84 Final A
4	1	NRC Nottingham RC Hamish Hughes, Toby Piggott, Matthew Bowles, Adam Wright, George Rymell, Stephen Bennett, Ben Farrell, James Doleman, [Cox] Sophie Jones	8+	01:35.84 [5]	03:13.95 (01:38.11) [5]	04:54.40 (01:40.45) [7]	06:25.71 (01:31.31) 01.61	84 Final A
5	3	LRC (B) London RC Will Golding, Christopher Linn, Joshua Scott Meredith, Aidan O' Flaherty, Edward Sandhu, Nick Adams, George Trelawny, Rory Corbett, [Cox] Charlotte Fuscone	8+	01:34.19 [2]	03:13.17 (01:38.98) [3]	04:50.26 (01:37.09) [4]	06:26.22 (01:35.96) 00.51	84 Final A
6	4	BAU Bath Univ James Martin, Charlie Parker, Ben Pickford, Matthew Moore, Matthew Horsford, Marcus Lewis, William England, Thomas Bowles, [Cox] Daniel Bailache	8+	01:41.59 [7]	03:27.80 (01:46.21) [7]	04:50.44 (01:22.64) [5]	06:26.64 (01:36.20) 00.42	84 Final A
7	2	TRC (C) Thames RC William Hilder, Andrew Curry, Thomas Burnell, Alexander Woolley, Radulf Bertschinger, Alexander Bennett, William Campbell, Keir Macdonald, [Cox] Jennifer Wainer	8+	01:36.21 [6]	03:14.21 (01:38.00) [6]	04:50.60 (01:36.39) [6]	06:26.64 (01:36.04)	84 Final A


Redrawn

Metropolitan Amateur Regatta (Sunday)

Race 81

Eights Tier I

Final D




Posn	Lane	Club		500m	1000m	1500m	Finish	Next
1	5	SHR  Shrewsbury Sch Matthew Hedges, Rory McKirdy, Alexander King, Matthew Farrow, Barnaby Fox, Alex Lyster-Binns, Matthew Rowe, Sam Branford, [Cox] Tomas Shiels	8+	01:30.31 [1]	03:04.71 (01:34.40) [1]	DNA -	DNA -	
2	3	ZCD (B)  University Coll Dublin RC Cameron Murphy, Coman O'Connell, Michael Noonan, Mark Doyle, Seamus Kennedy, Colm O'Riada, Joe Ronaldson, James O'Sullivan, [Cox] Shauna Fitz	8+	01:33.13 [3]	03:07.80 (01:34.67) [3]	DNA -	DNA -	
3	7	CUR  Curlew RC John Stewart, Angus Wilson, Lukas Schmidt, Callum Stayton, Eoghan Beamish, Alexander James Parsons-Mills, T Weekes, Matthew Richardson, [Cox] Nicola Freeman	8+	01:32.00 [2]	03:07.43 (01:35.43) [2]	DNA -	DNA -	
4	6	COX  Oxford City Toby Seely, Simon Kerswell-Jensen, William Clarke, James Green, Matthew Jones, Henry Drohan, Lucian Purvis, Malcolm Nisbet, [Cox] Alissa Bray	8+	01:37.70 [6]	03:09.66 (01:31.96) [5]	DNA -	DNA -	
5	4	ZDU (B)  Dublin University BC Ryan Dullaghan, Donal O'Shea, Daniel Dennis, Lucas Prodohl, Sean Canning, William Eddershaw, Mark Connolly, Brian Cronin, [Cox] Hamilton Rowan	8+	01:33.89 [5]	03:11.86 (01:37.97) [6]	DNA -	DNA -	
6	2	OXB (E)  Oxford Brookes Jacob Anderson, Jordan Pepermans, Charlie Johnston, Jack Rhodes, Matthew Jones, Ben Eames, Jasper Elliott, Samuel Smith, [Cox] Katy Ward	8+	01:33.46 [4]	03:09.39 (01:35.93) [4]	DNA -	DNA -	
DNS	1	UBR (A)  Bristol Univ Benjamin Slingsby, Harry Rosen, Alex Heslop, Elias Kassell Raymond, Thomas Nicholson, Callum Gathercole, Jack Squizzoni, Harry Stroud, [Cox] Jennifer Cocke	8+					








Metropolitan Amateur Regatta (Sunday)

Race 82

Eights Tier I

Final C




Posn	Lane	Club		500m	1000m	1500m	Finish	Next
1	7	ZDU (A)  Dublin University BC Adam Browne, Willian Doyle, Matthew Mitchell, Patrick Moreau, Liam Hawkes, Josh Norton, Liadov Andrej, Mark Quigely, [Cox] Hamilton Rowan	8+	01:31.21 [2]	03:03.44 (01:32.23) [1]	04:35.82 (01:32.38) [1]	06:07.65 (01:31.83)	Record Set
2	5	TRC (B)  Thames RC Simon Moss, Joe Abdalla, Huw Jones, Andrew Gordon, Charlie Bouch, Sam Thornton, Thomas Symons, Sebastien Tyrie, [Cox] Emily Burge	8+	01:31.88 [4]	03:04.91 (01:33.03) [2]	04:39.89 (01:34.98) [3]	06:11.68 (01:31.79) 04.03	
3	2	ULO (B)  London Univ Matthew Denley, Hendrik Kroon, Toby Langstone, Charles Middleton, Alexander Fisher, Will Carey, Thomas Bruce, Guy Screatton, [Cox] Lucy Jones	8+	01:33.45 [6]	03:07.11 (01:33.66) [4]	04:40.54 (01:33.43) [4]	06:12.72 (01:32.18) 01.04	
4	6	TKC  Team Keane Edward Shields, George McKirdy, Benedict Aldous, Anthonie Jacobson, Charles Thurston, Stevan Boljevic, Robert Boswall, Henry Shalders, [Cox] Angus Forbes	8+	01:31.53 [3]	03:05.53 (01:34.00) [3]	04:39.37 (01:33.84) [2]	06:14.63 (01:35.26) 01.91	
5	4	TSS  Tideway Sc Sch Ishan Barve, Rob Hogan, Sean Blake, Robert Muscroft, James Budenberg, Robert Hodgson, Samuel Anderson, Edward Beckett, Kieran Brown, [Cox] Ruaridh MacPhee	8+	01:32.64 [5]	DNA - [7]	04:42.70 (04:42.70) [6]	06:27.11 (01:44.41) 12.48	
6	3	AGE  Agecroft RC Andrew Thomas, Rory O'Neill, Thomas Buckley, Tristan Hollis, Sean Szekely, John Ford, Benedict Adey-Johnson, Jack Roe, [Cox] Lucy Masters	8+	01:31.00 [1]	03:07.89 (01:36.89) [6]	04:41.82 (01:33.93) [5]	06:27.11 (01:45.29)	
7	1	RCH  Royal Chester Fraser Morgan, Henry William McGarva, Peter Dean, Daniel Weatherly, Harrison Hunter, Thomas Rushton, Alexander Constantinou, John Hedley McGarva, [Cox] Sarah Armstrong	8+	01:33.94 [7]	03:07.54 (01:33.60) [5]	04:46.69 (01:39.15) [7]	06:27.11 (01:40.42)	

Metropolitan Amateur Regatta (Sunday)

Race 83

Eights Tier I

Final B




Posn	Lane	Club		500m	1000m	1500m	Finish	Next
1	5	IMP Imperial Coll Romain Barnoud, James Harrison, Luke Whiting, Edward Bentley, A Ball, Edward Rees, Jonathan Edwards, Alister Fraser, [Cox] Emily Boother	8+	05:39.60 [12]	03:01.84 [1]	04:34.97 (01:33.13) [1]	06:09.00 (01:34.03)	Record Set
2	7	ZNU (A) NUI Galway BC Oisín Nolan, Brion O'Rourke, Eoghan Whittle, Jack Bennett, Mantis Pukelis, Kevin Nevile, Richard Bennett, Liam Keane, [Cox] Cathal McNamara	8+	05:35.50 [8]	03:03.34 [2]	04:36.04 (01:32.70) [2]	06:10.00 (01:33.96) 01.00	
3	6	ZCD (A) University Coll Dublin RC Niall Farrell, David Somers, Tiarnan Doherty, Max Murphy, Sam Bolger, Andrew Griffin, Eoin Gleeson, Ross Thompson, [Cox] Orlagh Reid	8+	05:37.79 [9]	03:03.87 [3]	04:36.68 (01:32.81) [3]	06:10.40 (01:33.72) 00.40	
4	4	OXB (D) Oxford Brookes Matthew Swiss, Connor Smith, James Snowball, Ben Murphy, Leon Redman, Oliver Ayres, Oliver Gerrard, Patrick Tawns, [Cox] Laura Hyatt	8+	05:39.30 [11]	03:07.06 [7]	04:40.58 (01:33.52) [5]	06:14.90 (01:34.32) 04.50	
5	1	KRC Kingston RC Adele Hing, Andrew Bedford, Edward Davies, Ben Handy, Thomas Rawlins, Hal Bedford-Payne, Cameron Spurling, George Fellows, [Cox] Prudence Seaward	8+	05:41.26 [14]	03:06.68 [6]	04:41.17 (01:34.49) [6]	06:16.10 (01:34.93) 01.20	
6	3	LRC (A) London RC Matthew Reeder, Dylan Wing, Todd Hale, Thomas Neeld, Tom Monaghan, Jamie Saunders, Sebastian Thomas, Lucas Vitale, [Cox] Kim Wilkinson	8+	05:40.92 [13]	03:06.47 [5]	04:42.00 (01:35.53) [7]	06:17.60 (01:35.60) 01.50	
7	2	GOL Goldie BC John McCarthy, Jonty Page, Richard Goerke, Sam Ringer, Thomas Strudwick, Seoirse Murray, James Henderson, Pieter Lammers, [Cox] Emily Gordon	8+	05:38.08 [10]	03:04.85 [4]	04:39.88 (01:35.03) [4]	06:17.80 (01:37.92) 00.20	

Metropolitan Amateur Regatta (Sunday)

Race 84

Eights Tier I

Final A



Posn	Lane	Club		500m	1000m	1500m	Finish	Next
1	7	OXB (A) Oxford Brookes Joshua Bugajski, Robert Massey, Matthew Aldridge, Rory Gibbs, Michael Glover, Morgan Bolding, Henry Swarbrick, James Stanhope, [Cox] Harry Brightmore	8+	DNA	02:51.06 (02:51.06) [1]	04:18.75 (01:27.69) [1]	05:44.89 (01:26.14)	Record Set
2	6	OXB (B) Oxford Brookes Dylan Mitchell, Christopher Zahn, William Hall, Robin Stirling, Christopher Tebb, Gareth Syphas, Brendan Edwards, Matthew Hnatiw, [Cox] Charles Clarke	8+	DNA	02:53.58 (02:53.58) [2]	04:20.95 (01:27.37) [2]	05:47.70 (01:26.75) 02.81	
3	4	OXB (C) Oxford Brookes Ben O'Neill, Edwin Grimster, Luke Hillier, Harry Hogan, Tom Asteriades, Matthew Newman, Benjamin Reeves, Oliver Morgan, [Cox] Gavin McWilliams	8+	DNA	02:57.81 (02:57.81) [4]	04:28.11 (01:30.30) [3]	05:55.09 (01:26.98) 07.39	
4	5	ULO (A) London Univ Ben Freeman, James Richards, Alex Steventon, Max Townley, Joshua Tolley, Patrick Boomer, Joshua Kent, Patrick Sullivan, [Cox] Rajaei Sharma	8+	DNA	02:59.22 (02:59.22) [5]	04:29.50 (01:30.28) [5]	05:58.35 (01:28.85) 03.26	
5	2	TRC (A) Thames RC Alex Morris, Ian Hurley, Samuel Barnes, Orlando Nixon, Skye Landon, Ben Thomas, William Moorhouse, Thomas Phelps, [Cox] Vlad Saigau	8+	DNA	02:57.47 (02:57.47) [3]	04:29.23 (01:31.76) [4]	05:58.68 (01:29.45) 00.33	
6	3	SPS (A) St Paul's Sch Cameron McInroy, George Dickinson, Max Deering, Leo Von Malaise, Calvin Tarczy, Douwe De Graaf, Casper Woods, Alex Langstone-Bolt, [Cox] Axel De Boissard	U19.8+	DNA	03:00.49 (03:00.49) [6]	04:30.78 (01:30.29) [6]	06:01.04 (01:30.26) 02.36	Record Set
7	1	SAA Star & Arrow Tom Wiblin, Patrick George, Harry Higginbottom, James Fox, Jonathan Cameron, Callum Johnson, Chris Ray, Bertie Woodward-Fisher, [Cox] Samuel Royston	8+	DNA	03:01.02 (03:01.02) [7]	04:35.87 (01:34.85) [7]	06:07.53 (01:31.66) 06.49	


Metropolitan Amateur Regatta (Sunday)

Race 85

Women's Double Sculls Tier 2

Heat 1

3 to F



Posn	Lane	Club		500m	1000m	1500m	Finish	Next
1	6	ASL American Sch Grace Bake, Sarah Brunsberg	W.2x	01:52.64 [2]	03:47.40 (01:54.76) [1]	05:43.13 (01:55.73) [1]	07:40.59 (01:57.46)	105 Final
2	4	OUW Oxford UWBC Chloe Laverack, Jenna Hebert	W.2x	01:51.59 [1]	03:48.48 (01:56.89) [2]	05:47.28 (01:58.80) [2]	07:45.55 (01:58.27) 04.96	105 Final
3	1	RDU Reading Univ Anna Smart, Katy Ratcliffe	W.2x	01:55.70 [4]	03:54.06 (01:58.36) [4]	05:53.70 (01:59.64) [3]	07:51.98 (01:58.28) 06.43	105 Final
4	2	ULO London Univ Catherine Ador, Harriet Orr	W.2x	01:54.21 [3]	03:53.37 (01:59.16) [3]	05:54.92 (02:01.55) [4]	07:55.04 (02:00.12) 03.06	
5	3	NEW (A) Newcastle Univ Sofia Turner, Elvira Drummond	W.2x	01:59.26 [5]	04:04.47 (02:05.21) [5]	06:09.11 (02:04.64) [5]	08:10.73 (02:01.62) 15.69	
6	5	TWK Twickenham RC Amy Grieve, Emma Feerick	W.2x	01:59.65 [6]	04:04.99 (02:05.34) [6]	06:11.92 (02:06.93) [6]	08:17.21 (02:05.29) 06.48	


Metropolitan Amateur Regatta (Sunday)

Race 86

Women's Double Sculls Tier 2

Heat 2

3 to F



Posn	Lane	Club		500m	1000m	1500m	Finish	Next
1	3	OXB Oxford Brookes Jessica Brown, Emily Green	W.2x	01:51.88 [1]	03:48.99 (01:57.11) [1]	05:47.68 (01:58.69) [1]	07:47.63 (01:59.95)	105 Final
2	1	SAA Star & Arrow Kesiah Roe, Saskia Devereux	W.2x	01:52.22 [2]	03:50.66 (01:58.44) [2]	05:51.89 (02:01.23) [2]	07:50.97 (01:59.08) 03.34	105 Final
3	6	LER Leicester RC Aoife Holohan, Louise TORT	W.2x	01:54.89 [4]	03:54.92 (02:00.03) [3]	05:56.38 (02:01.46) [3]	07:56.86 (02:00.48) 05.89	105 Final
4	5	BAU Bath Univ Megan Stoker, Carlotta Broglia	W.2x	01:56.80 [6]	04:00.21 (02:03.41) [6]	06:01.77 (02:01.56) [6]	08:01.76 (01:59.99) 04.90	
5	2	WRC Wallingford RC Jennifer Cullom, Margery Pepper	W.2x	01:52.54 [3]	03:55.18 (02:02.64) [4]	05:58.14 (02:02.96) [4]	08:02.64 (02:04.50) 00.88	
6	4	DUB Durham Univ Emily Grant, Naomi Doye	W.2x	01:55.95 [5]	03:56.97 (02:01.02) [5]	06:00.54 (02:03.57) [5]	08:04.58 (02:04.04) 01.94	


Metropolitan Amateur Regatta (Sunday)

Race 87

Women's Single Sculls Tier 3

Heat 1

3 to F



Posn	Lane	Club		500m	1000m	1500m	Finish	Next
1	3	WRC Wallingford RC Sarah Bowyer	W.1x	02:03.65 [1]	04:12.32 (02:08.67) [1]	06:23.51 (02:11.19) [1]	08:35.00 (02:11.49)	106 Final
2	2	WAD Wadham Coll Stephanie Hall	W.1x	02:05.13 [2]	04:19.43 (02:14.30) [3]	06:28.41 (02:08.98) [2]	08:38.25 (02:09.84) 03.25	106 Final
3	4	TSS Tideway Sc Sch Gabby Cutler	W.1x	02:05.94 [4]	04:16.54 (02:10.60) [2]	06:30.82 (02:14.28) [3]	08:38.88 (02:08.06) 00.63	106 Final
4	5	TSS Tideway Sc Sch Anna Louise Norgate	W.1x	02:06.84 [5]	04:19.78 (02:12.94) [4]	06:33.95 (02:14.17) [4]	08:43.16 (02:09.21) 04.28	
5	6	IEL Isle of Ely RC Imogen Magner	W.1x	02:05.36 [3]	04:20.20 (02:14.84) [5]	06:36.79 (02:16.59) [5]	08:53.87 (02:17.08) 10.71	

VRC moved to R88 LI


Metropolitan Amateur Regatta (Sunday)

Race 88

Women's Single Sculls Tier 3

Heat 2

3 to F



Posn	Lane	Club		500m	1000m	1500m	Finish	Next
1	4	BAU Bath Univ Steph Clutterbuck	W.1x	01:56.00 [1]	04:02.64 (02:06.64) [1]	06:14.38 (02:11.74) [1]	08:27.52 (02:13.14)	106 Final
2	3	LER Leicester RC Sophie Connolly	W.1x	02:00.57 [2]	04:11.24 (02:10.67) [2]	06:24.54 (02:13.30) [2]	08:35.06 (02:10.52) 07.54	106 Final
3	6	LEH Lady E Holles Elizabeth Witt	W.1x	02:02.74 [3]	04:14.76 (02:12.02) [3]	06:28.01 (02:13.25) [3]	08:38.16 (02:10.15) 03.10	106 Final
4	5	PBD Poplar B&D Phoebe Ohene	W.1x	02:07.40 [5]	04:20.83 (02:13.43) [5]	06:28.85 (02:08.02) [4]	08:40.56 (02:11.71) 02.40	
5	2	CAB Cantabrigian RC Georgina Plunkett	W.1x	02:06.27 [4]	04:18.45 (02:12.18) [4]	06:34.92 (02:16.47) [5]	08:49.25 (02:14.33) 08.69	
6	1	VRC Vesta RC Charlotte Lennox	W.1x	02:11.93 [6]	04:28.90 (02:16.97) [6]	06:47.65 (02:18.75) [6]	09:03.89 (02:16.24) 14.64	

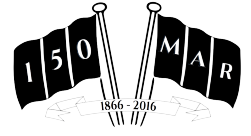
Metropolitan Amateur Regatta (Sunday)

Race 90

Double Sculls Tier 2

Final

Final



Posn	Lane	Club		500m	1000m	1500m	Finish	Next
1	7	MHD (A) Maidenhead RC Harrison Rowe, Edoardo Marshall	2x	01:41.16 [3]	03:24.51 (01:43.35) [1]	05:09.05 (01:44.54) [1]	06:52.37 (01:43.32)	
2	3	ZSN (A) Shandon BC Stephen O'Sullivan, Colm Hennessy	2x	01:39.24 [1]	03:25.65 (01:46.41) [2]	05:12.75 (01:47.10) [2]	06:54.37 (01:41.62) 02.00	
3	1	MHD (B) Maidenhead RC Lewis Howlett, Ethan O'Connor	2x	01:40.60 [2]	03:30.20 (01:49.60) [4]	05:18.57 (01:48.37) [4]	07:06.27 (01:47.70) 11.90	
4	4	VRC Vesta RC Simon Woodfine, Harry Bond	2x	01:41.70 [4]	03:29.60 (01:47.90) [3]	05:18.43 (01:48.83) [3]	07:06.95 (01:48.52) 00.68	
5	5	ZCK Cork BC Barry O'Flynn, Barry Connolly	2x	01:43.76 [6]	03:32.78 (01:49.02) [6]	05:20.98 (01:48.20) [5]	07:07.37 (01:46.39) 00.42	
6	6	HUN/ LDU Huntingdon BC/ Leeds Univ Joshua Davies (HUN), Fergus Mitchell-Dwelly (LDU)	2x	01:44.35 [5]	03:32.52 (01:48.17) [5]	05:33.45 (02:00.93) [7]	07:11.91 (01:38.46) 04.54	
7	2	LER Leicester RC Ben Pickering, Gualter Graca	2x	01:45.92 [7]	03:38.25 (01:52.33) [7]	DNA - [8]	07:26.65 (07:26.65) 14.74	

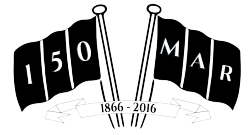
Redrawn to Final

Metropolitan Amateur Regatta (Sunday)

Race 91

Single Sculls Tier 1

Final



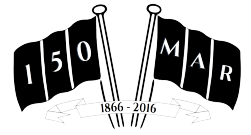
Posn	Lane	Club		500m	1000m	1500m	Finish	Next
1	7	NRC Nottingham RC Jonathan Stimpson	1x	01:43.27 [1]	DNA -	05:24.66 (05:24.66) [1]	07:13.81 (01:49.15)	
2	4	DUB Durham Univ Hugo Coussens	1x	01:48.15 [4]	03:58.88 (02:10.73) [5]	05:30.45 (01:31.57) [2]	07:21.68 (01:51.23)	07.87
3	6	OUB Oxford Univ Matthew O'Leary	1x	01:47.92 [3]	03:55.12 (02:07.20) [1]	05:31.82 (01:36.70) [3]	07:24.68 (01:52.86)	03.00
4	3	BAU Bath Univ Nick Bell	1x	01:47.76 [5]	03:56.79 (02:09.03) [2]	05:38.16 (01:41.37) [6]	07:27.38 (01:49.22)	02.70
5	5	AGE Agecroft RC Matt Jenner	1x	01:47.01 [2]	03:57.36 (02:10.35) [3]	05:36.30 (01:38.94) [4]	07:27.98 (01:51.68)	00.60
6	2	TSS Tideway Sc Sch Niall Kenny	1x	01:49.53 [6]	03:58.27 (02:08.74) [4]	05:37.61 (01:39.34) [5]	07:30.17 (01:52.56)	02.19

Metropolitan Amateur Regatta (Sunday)

Race 92

Single Sculls Tier 3

Final



Posn	Lane	Club		500m	1000m	1500m	Finish	Next
1	6	AGE Agecroft RC Hugh Gallie	1x	01:46.47 [1]	03:42.97 (01:56.50) [1]	05:38.09 (01:55.12) [1]	07:31.83 (01:53.74)	
2	7	GRI Griffen BC Daniel Boddington	1x	01:48.81 [2]	03:44.32 (01:55.51) [2]	05:41.43 (01:57.11) [2]	07:37.47 (01:56.04) 05.64	
3	2	BAU Bath Univ Thomas Mapp	1x	01:50.87 [4]	03:48.23 (01:57.36) [4]	05:45.75 (01:57.52) [3]	07:44.09 (01:58.34) 06.62	
4	3	GLU Glasgow Univ Matthew Mole	1x	01:50.21 [3]	03:46.13 (01:55.92) [3]	05:49.29 (02:03.16) [4]	07:46.62 (01:57.33) 02.53	
5	5	BUR Burway RC Jack Barrett	1x	01:51.48 [6]	03:51.55 (02:00.07) [5]	05:50.94 (01:59.39) [5]	07:46.96 (01:56.02) 00.34	
6	4	SCU Strathclyde U Ben Parsonage	1x	01:51.20 [5]	03:52.18 (02:00.98) [6]	05:52.26 (02:00.08) [6]	07:50.70 (01:58.44) 03.74	


Lane order revised

Metropolitan Amateur Regatta (Sunday)

Race 93

Coxed Fours Tier 4

Final



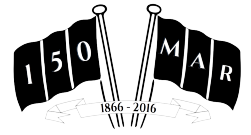
Posn	Lane	Club		500m	1000m	1500m	Finish	Next
1	3	DOW Downing Coll Charles Slater, Andrew Niven, Jack Pearce, Ryan Macpherson, [Cox] Edward Bryan	4+	01:41.91 [2]	03:33.71 (01:51.80) [1]	05:27.13 (01:53.42) [1]	07:01.98 (01:34.85)	
2	2	EXU Exeter Univ Matthew Bladen, Nicholas Mathers, John Peterson, John Hunt, Sophie Wrixon, [Cox] Imogen Pike	4+	01:43.96 [3]	03:34.10 (01:50.14) [2]	05:28.39 (01:54.29) [2]	07:09.86 (01:41.47) 07.88	
3	5	KRC (B) Kingston RC Simon Chaing, Edward Davies, Craig Horsford, Gregory Horsford, [Cox] Zara Scott	4+	01:41.76 [1]	03:34.43 (01:52.67) [3]	05:28.71 (01:54.28) [3]	07:14.84 (01:46.13) 04.98	
4	6	TRC Thames RC Dennis Alexander Gibson, Edward Lewis-Parry, Tom Bradshaw, Tom Roberts, [Cox] Ricardo Le	4+	01:46.82 [4]	03:38.45 (01:51.63) [4]	05:29.35 (01:50.90) [4]	07:21.79 (01:52.44) 06.95	
5	7	PTR (B) Putney Town Rory Keith, James Percival, Jonathan Fisher, James Diserens, [Cox] Jade Gowan	4+	01:46.83 [5]	03:41.76 (01:54.93) [5]	05:36.36 (01:54.60) [5]	07:29.86 (01:53.50) 08.07 Record Set	
6	1	IMP (B) Imperial Coll Sarunas Driezis, Marwan Mousa, Yizhou Yu, Dmitrii Usynin, [Cox] Catherine Bowden	4+	01:49.83 [6]	03:45.99 (01:56.16) [6]	05:41.94 (01:55.95) [6]	07:35.39 (01:53.45) 05.53	
DNS	4	WIN ????	4+					



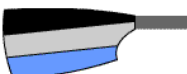



Metropolitan Amateur Regatta (Sunday)

Race 94

Women's Coxed Fours Tier I

Final




Posn	Lane	Club		500m	1000m	1500m	Finish	Next
1	1	LEA	W.4+	01:48.13	03:42.94	05:39.38	07:33.05	
		 Lea RC			(01:54.81)	(01:56.44)	(01:53.67)	
		Rebecca Minnich, Lucy Stackpool-Moore, Lizzie Chapman, Caroline Newbury, [Cox] Nicola Shepherd		[1]	[1]	[1]		
2	5	VRC	W.4+	01:53.47	03:49.87	05:46.91	07:40.27	
		 Vesta RC			(01:56.40)	(01:57.04)	(01:53.36)	
		Robyn McGregor-Ritchie, Ruth McKellar, Louisa Emkes, Jamie-Rose Larkin, [Cox] Yvonne Owens		[4]	[3]	[2]	07.22	
3	4	IMP	W.4+	01:51.56	03:48.78	05:47.43	07:42.59	
		 Imperial Coll			(01:57.22)	(01:58.65)	(01:55.16)	
		Eleanor Disney, Rachel Snow, Heather Walker, Philippa England, [Cox] Rebecca Rowe		[2]	[2]	[3]	02.32	
4	6	PTR (B)	W.4+	01:54.12	03:51.72	05:51.37	07:46.63	
		 Putney Town			(01:57.60)	(01:59.65)	(01:55.26)	
		Rachel Dean, Deborah Oakley, Catriona Docherty, Sophie Bluff, [Cox] Heather Longstaff		[6]	[4]	[4]	04.04	Record Set
5	2	WRC	W.4+	01:53.71	03:54.13	05:56.18	07:52.73	
		 Wallingford RC			(02:00.42)	(02:02.05)	(01:56.55)	
		Victoria Bellamy, Katherine Butler, Leigh-Ann Bard, Samantha Burrows, [Cox] Emily Booker		[5]	[6]	[6]	06.10	
6	3	MBC	W.4+	01:53.03	03:53.70	05:54.68	07:53.07	
		 Molesey BC			(02:00.67)	(02:00.98)	(01:58.39)	
		Emma Boyns, Phoebe Bradbury, Lydia Cronin, Amber Hickson, [Cox] Ana Yong		[3]	[5]	[5]	00.34	

Metropolitan Amateur Regatta (Sunday)

Race 95

Quad Sculls Tier I

Final




Posn	Lane	Club		500m	1000m	1500m	Finish	Next
1	4	LDR Leander Club Harry Leask, Rowan Law, Harry Glenister, Andrew Joel	4x-	01:27.65 [1]	03:00.13 (01:32.48) [1]	DNA -	06:06.74 (06:06.74)	
2	5	MBC Molesey BC Dominic Jackson, Dave Bell, Cormac Molloy, Rory Harris	4x-	01:29.94 [2]	03:01.95 (01:32.01) [2]	DNA -	06:08.64 (06:08.64) 01.90	
3	3	EHU Edinburgh Univ James Temple, Josh Armstrong, Matthew Curtis, Gavin Horsburgh	4x-	01:30.28 [3]	03:03.96 (01:33.68) [3]	DNA -	06:13.59 (06:13.59) 04.95	
4	2	OXB Oxford Brookes Daniel Wilkinson, George Eden, Frederick Tison, James Mawby	4x-	01:30.60 [4]	03:06.11 (01:35.51) [4]	DNA -	06:17.55 (06:17.55) 03.96	
5	1	AGE/ CLD/ NRC/ TEE Agecroft RC/ Clydesdale ARC/ N... Cameron Harrison (TEE), Matthew Haywood (NRC), Jake Brown (AGE), Jack Burns (CLD)	4x-	01:32.28 [6]	03:09.51 (01:37.23) [6]	DNA -	06:18.97 (06:18.97) 01.42	
6	6	ZCD/ ZCR/ ZUC University Coll Dublin RC/ Com... Niall Beggan (ZCR), Shane O'Connell (ZCD), Andrew Goff (ZCD), Stephen O'Connor (ZUC)	4x-	01:30.35 [5]	03:09.11 (01:38.76) [5]	DNA -	06:22.73 (06:22.73) 03.76	Record Set

Metropolitan Amateur Regatta (Sunday)

Race 96

Coxed Fours Tier 2

Final



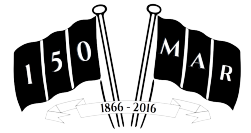
Posn	Lane	Club		500m	1000m	1500m	Finish	Next
1	3	TRC (B) Thames RC Thomas Foad, Marc Cox, Thomas Portsmouth, Zack Youell, [Cox] Lesley Vowles	4+	01:37.44 [1]	03:20.67 (01:43.23) [1]	05:03.83 (01:43.16) [1]	06:44.54 (01:40.71)	
2	1	GLU Glasgow Univ Morgan Serpell, Calum Sinclair, Iain Mclaughlin, Gerard Gallagher, [Cox] Rebecca Vest	4+	01:43.61 [3]	03:30.63 (01:47.02) [2]	05:16.02 (01:45.39) [2]	06:58.07 (01:42.05) 13.53	
3	7	ULO London Univ Marshall Akita, Andrew Holm, Frederick Smart, Archie Hilder, [Cox] Harry Peters	4+	01:45.14 [5]	03:32.85 (01:47.71) [6]	05:17.45 (01:44.60) [3]	07:00.45 (01:43.00) 02.38	
4	2	ZUC University Coll Cork RC David Synnott, Steven Murphy, Julian Larkin, Thomas Higgins, Claire Synnott, [Cox] Cormac O'Connell	4+	01:43.15 [2]	03:31.04 (01:47.89) [3]	05:18.43 (01:47.39) [4]	07:04.67 (01:46.24) 04.22	
5	6	QBC Quintin BC Harrison Oliva, Paul Knoops, Samuel Gunning, Henry Robins, [Cox] Hazel Wilson	4+	01:43.03 [4]	03:31.59 (01:48.56) [4]	05:18.75 (01:47.16) [5]	07:05.00 (01:46.25) 00.33	
6	5	CAB (A) Cantabrigian RC Hannes Burfeind, Sam Philpott, Guy Fiddian, James Adams, [Cox] Sara Russo	4+	01:45.72 [6]	03:32.01 (01:46.29) [5]	05:21.15 (01:49.14) [6]	07:07.41 (01:46.26) 02.41	
7	4	WRC Wallingford RC James Wright, Robert Mason, Jonathan Mentor, Robert Hines, [Cox] Poul Alexander	4+	01:47.89 [7]	03:37.70 (01:49.81) [7]	05:27.46 (01:49.76) [7]	07:16.19 (01:48.73) 08.78	

Metropolitan Amateur Regatta (Sunday)

Race 97

Single Sculls Tier 5

Final




Posn	Lane	Club		500m	1000m	1500m	Finish	Next
1	6	IEL Isle of Ely RC George Bourne	lx	01:50.99 [1]	03:52.46 (02:01.47) [1]	05:48.30 (01:55.84) [1]	07:43.58 (01:55.28)	
2	5	MED Medway Towns RC Robert Blair	lx	01:55.04 [3]	03:55.02 (01:59.98) [2]	05:59.34 (02:04.32) [2]	07:59.31 (01:59.97) 15.73	
3	3	SOC Coalporters Harry Aitchison	lx	01:54.18 [2]	04:00.05 (02:05.87) [3]	06:05.94 (02:05.89) [3]	08:05.64 (01:59.70) 06.33	
4	2	MBC Molesey BC Duncan McLellan	lx	01:58.66 [5]	04:03.84 (02:05.18) [4]	06:10.95 (02:07.11) [5]	08:11.54 (02:00.59) 05.90	
5	4	SOC Coalporters Zach Williams	lx	01:58.47 [4]	04:04.22 (02:05.75) [5]	DNA - [6]	08:13.85 (08:13.85) 02.31	
DNS	7	DUB Durham Univ Montague Norman	lx					





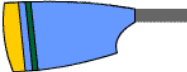
Metropolitan Amateur Regatta (Sunday)

Race 98

Coxless Pairs Tier I

Final



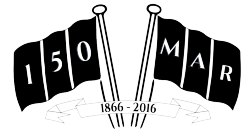
Posn	Lane	Club		500m	1000m	1500m	Finish	Next
1	4	CUB	2-	01:42.45	03:36.19	05:14.08	06:58.43	
		 Cambridge Univ Aleksander Malowany, Frederick Davidson		[1]	[2]	[1]	(01:44.35)	
2	5	MBC	2-	01:42.63	03:28.92	05:15.90	06:58.71	
		 Molesey BC George Stewart, Alastair Douglass		[2]	[1]	[2]	(01:42.81)	00.28
3	3	HEN	2-	01:46.90	03:36.30	05:37.21	07:29.67	
		 Henley RC Michael Nagi, David Lambourn		[3]	[3]	[3]	(01:52.46)	30.96
4	6	CFC (A)	2-	01:53.67	03:53.83	05:54.61	07:49.93	
		 Cardiff City RC David George, Adrien Grubb		[4]	[4]	[4]	(01:55.32)	20.26
DNS	2	CNN	2-					
		 Cambridge 99 Nicholas Thorn, Helge Dietert						

Metropolitan Amateur Regatta (Sunday)

Race 99

Women's Single Sculls Tier 1

Final




Posn	Lane	Club		500m	1000m	1500m	Finish	Next
1	2	ZKG Killorglin Rowing Club Monika Dukarska	W.lx	DNA	DNA	DNA	DNA	-
2	7	LEE Leeds RC Georgina Brayshaw	W.lx	DNA	DNA	DNA	DNA	-
3	1	ZCD University Coll Dublin RC Aileen Crowley	W.lx	DNA	DNA	DNA	DNA	-
4	6	WRC Wallingford RC Mary Wilson	W.lx	DNA	DNA	DNA	DNA	-
5	5	ZFS (A) Skibereen RC Aoife Casey	W.lx	DNA	DNA	DNA	DNA	-
6	3	IMP Imperial Coll Pippa Whittaker	W.lx	DNA	DNA	DNA	DNA	-
7	4	TRC Thames RC Jordan Cole-Hossain	W.lx	DNA	DNA	DNA	DNA	-


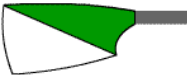
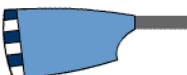



Metropolitan Amateur Regatta (Sunday)

Race 100

Women's Coxless Fours Tier 2

Final



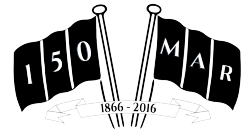
Posn	Lane	Club		500m	1000m	1500m	Finish	Next
1	4	OXB	W.4-	01:43.92	03:41.69	05:32.91	07:16.08	
		Oxford Brookes Christie Duff, Mirella McGee, Sophia Heath, Grace Macdonald		[1]	(01:57.77) [1]	(01:51.22) [1]	(01:43.17)	
2	3	EXU	W.4-	01:48.59	03:45.12	05:40.99	07:38.66	
		Exeter Univ Isabel Lingard, Alex Flynn, Julia James, Kristina Stone		[2]	(01:56.53) [2]	(01:55.87) [2]	(01:57.67)	22.58
3	6	CUR	W.4-	01:55.53	03:58.35	05:56.20	07:58.88	
		Curlew RC Gemma Barker, Anna Palsdottir, Sophie Leonard, Charlotte Waghorne		[3]	(02:02.82) [3]	(01:57.85) [3]	(02:02.68)	20.22 Record Set
4	1	MBC	W.4-	01:58.09	04:05.34	06:14.59	08:22.75	
		Molesey BC Alice Jefferies, Sasha Ellam-Brown, Katharina Clark, Lillie Reid		[4]	(02:07.25) [4]	(02:09.25) [4]	(02:08.16)	23.87
DNS	2	DUB (B)	W.4-					
		Durham Univ Lucinda Ellaway-Bell, Ellen Roberts, Amy Polglase, Helena Louise Lang						
DNS	7	ZGY	W.4-					
		Galway RC Kellie Wade, Femhe Caffrey, Claire Elwood, Fiona Murtagh						

Metropolitan Amateur Regatta (Sunday)

Race 101

Women's Coxed Fours Tier 3

Final




Posn	Lane	Club		500m	1000m	1500m	Finish	Next
1	7	EXE (B) Exeter RC Kate Salmon, Rosalind West, Kirsty Barker, Rebecca Kelly, [Cox] Abby Jones	W.4+	01:55.11 [3]	03:53.31 (01:58.20) [2]	DNA -	07:47.99 (07:47.99)	Record Set
2	3	OXB Oxford Brookes Hope Kannor, Emily Paul, Georgina Lowe, Lucy Walker, [Cox] Louise Manning	W.4+	01:52.71 [1]	03:52.96 (02:00.25) [1]	DNA -	07:49.74 (07:49.74) 01.75	
3	6	ZGY Galway RC Claire Elwood, Fiona Murtagh, Isabella McDonald, Roisin Cahill, [Cox] Sarah Lynch	W.4+	01:56.28 [5]	03:57.41 (02:01.13) [5]	DNA -	08:00.11 (08:00.11) 10.37	
4	2	TRC (A) Thames RC Jennifer Pollard, Hayley Pullin, Rebecca Angwin, Sarah Newton, [Cox] Lauren Bates-Brownsword	W.4+	01:53.88 [2]	03:55.96 (02:02.08) [3]	DNA -	08:02.49 (08:02.49) 02.38	
5	1	ZDT (A) Dublin U Ladies Susie O' Neill, Ellen Clohessy, Maria Kennedy, Aine Kennedy, [Cox] Aoife Reid	W.4+	01:58.76 [6]	04:00.98 (02:02.22) [6]	DNA -	08:05.38 (08:05.38) 02.89	
6	5	ZUC University Coll Cork RC Ellen Desmond, Clara Rowe-Ham, Fiona O'Keefe, Katie Nagle, [Cox] Cormac O'Connell	W.4+	01:55.42 [4]	03:57.20 (02:01.78) [4]	DNA -	08:07.89 (08:07.89) 02.51	
7	4	NEW Newcastle Univ Christina Castledine, Charlotte Penrose, Victoria Chamberlain, Kathleen Blake, [Cox] Freya Lawrence	W.4+	01:58.96 [7]	04:01.24 (02:02.28) [7]	DNA -	08:10.47 (08:10.47) 02.58	

Metropolitan Amateur Regatta (Sunday)

Race 102

Women's Coxless Pairs Tier I

Final



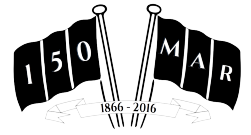
Posn	Lane	Club		500m	1000m	1500m	Finish	Next
1	3	TRC (A) Thames RC Natalie Hardy, Lowenna Coad	W.2-	01:53.57 [1]	03:56.17 (02:02.60) [1]	06:01.56 (02:05.39) [1]	08:03.83 (02:02.27)	
2	1	ZCK Cork BC Grace Collins, Lisa Dilleen	W.2-	01:57.85 [2]	04:00.64 (02:02.79) [2]	06:03.06 (02:02.42) [2]	08:05.84 (02:02.78) 02.01	
3	5	CUW (B) Cambridge UWBC Sally O'Brien, Lucy Pike	W.2-	01:57.73 [3]	04:04.43 (02:06.70) [3]	06:11.68 (02:07.25) [3]	08:18.20 (02:06.52) 12.36	
4	2	LEA (B) Lea RC Rachel Lund, Valentina Futoryanova	W.2-	02:01.87 [5]	04:10.75 (02:08.88) [5]	06:17.76 (02:07.01) [4]	08:23.54 (02:05.78) 05.34	
5	6	Ouw Oxford UWBC Isobel Dodds, Rebecca te Water NaudÃ©	W.2-	02:00.78 [4]	04:08.81 (02:08.03) [4]	06:18.43 (02:09.62) [5]	08:28.34 (02:09.91) 04.80	
DNS	4	LEA (A) Lea RC Bridget Snaith, Amanda Benson-Skailes	W.2-					
DNS	7	CUW (A) Cambridge UWBC Alice White, Myriam Goudet	W.2-					

Metropolitan Amateur Regatta (Sunday)

Race 103

Lwt 1x

Final




Posn	Lane	Club		500m	1000m	1500m	Finish	Next
1	4	CNN Cambridge 99 Henk-Jaap Wagenaar	Lwt. 1x	01:52.81 [1]	04:19.73 (02:26.92) [2]	05:58.16 (01:38.43) [1]	08:07.09 (02:08.93)	
2	2	TRC Thames RC Philip Lee	Lwt. 1x	01:57.78 [2]	04:17.99 (02:20.21) [1]	06:14.90 (01:56.91) [2]	08:24.12 (02:09.22) 17.03	
3	5	EAR Earith SC Alexander Carter	Lwt. 1x	02:02.51 [3]	04:21.68 (02:19.17) [3]	06:49.23 (02:27.55) [3]	09:08.38 (02:19.15) 44.26	
DNS	1	LDR Leander Club Jonathan Jackson	Lwt. 1x					
DNS	3	ZNU NUI Galway BC Tom Dillon	Lwt. 1x					
DNS	6	ZQU Queens Belfast Miles Taylor	Lwt. 1x					

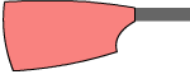





Metropolitan Amateur Regatta (Sunday)

Race 104

Coxless Fours Tier 1

Final




Posn	Lane	Club		500m	1000m	1500m	Finish	Next
1	7	LDR	4-	01:28.20	03:03.02	04:39.86	06:13.56	
		 Leander Club Barnaby Stentiford, Finn Stevenson, Sam Twine, George Rossiter		[1]	[1]	[1]	(01:33.70)	
2	5	EHU	4-	01:30.45	03:06.31	04:44.60	06:19.74	
		 Edinburgh Univ Matthew Christie, Oliver Wilkes, Calum Irvine, Rufus Scholefield		[2]	[2]	[2]	(01:35.14)	06.18
3	6	LRC (A)	4-	01:32.95	03:12.41	04:51.06	06:28.10	
		 London RC Matthew Cummings, Nicholas Parnell, Stephen Griffiths, Dominic Parnell		[3]	[3]	[3]	(01:37.04)	08.36
4	4	LEA (A)	4-	01:35.53	03:12.96	04:52.35	06:29.28	
		 Lea RC Alex Wildy, Tobias Perren, Toby Dixon, Jonathan Daniels		[6]	[4]	[4]	(01:36.93)	01.18
5	3	TSS (A)	4-	01:35.39	03:14.33	04:54.93	06:30.37	
		 Tideway Sc Sch Nathan O'Reilly, Murray Wilkojc, William Fields, Lloyd Seaman		[5]	[6]	[5]	(01:35.44)	01.09
6	2	QBC	4-	01:33.08	03:13.57	04:56.01	06:35.95	
		 Quintin BC Mark Chatwin, Robert Williams, Alexander Miller, Max Murdock		[4]	[5]	[6]	(01:39.94)	05.58

Metropolitan Amateur Regatta (Sunday)

Race 105

Women's Double Sculls Tier 2

Final



Posn	Lane	Club		500m	1000m	1500m	Finish	Next
1	7	ASL American Sch Grace Bake, Sarah Brunsberg	W.2x	01:52.82 [1]	03:49.40 (01:56.58) [1]	05:47.67 (01:58.27) [1]	07:40.14 (01:52.47)	
2	5	Ouw Oxford UWBC Chloe Laverack, Jenna Hebert	W.2x	01:54.48 [2]	03:52.81 (01:58.33) [2]	05:53.20 (02:00.39) [2]	07:49.90 (01:56.70) 09.76	
3	3	RDU Reading Univ Anna Smart, Katy Ratcliffe	W.2x	01:58.04 [5]	03:59.68 (02:01.64) [5]	06:00.39 (02:00.71) [5]	07:56.81 (01:56.42) 06.91	
4	6	OXB Oxford Brookes Jessica Brown, Emily Green	W.2x	01:55.41 [4]	03:57.93 (02:02.52) [4]	06:00.21 (02:02.28) [4]	08:02.05 (02:01.84) 05.24	
5	2	LER Leicester RC Aoife Holohan, Louise TORT	W.2x	02:00.96 [6]	04:01.77 (02:00.81) [6]	06:10.79 (02:09.02) [6]	08:11.98 (02:01.19) 09.93	
7	4	SAA Star & Arrow Kesiah Roe, Saskia Devereux	W.2x	01:56.19 [3]	03:57.45 (02:01.26) [3]	05:59.68 (02:02.23) [3]	07:54.54 (01:54.86)	

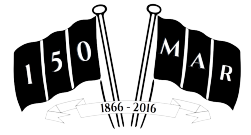
Star and Arrow raced for time only due to substitution

Metropolitan Amateur Regatta (Sunday)

Race 106

Women's Single Sculls Tier 3

Final



Posn	Lane	Club		500m	1000m	1500m	Finish	Next
1	6	BAU Bath Univ Steph Clutterbuck	W.1x	01:59.26 [1]	04:08.24 (02:08.98) [1]	06:13.92 (02:05.68) [1]	08:22.52 (02:08.60)	
2	7	WRC Wallingford RC Sarah Bowyer	W.1x	02:04.16 [2]	04:13.84 (02:09.68) [2]	06:25.09 (02:11.25) [2]	08:32.16 (02:07.07) 09.64	
3	4	LER Leicester RC Sophie Connolly	W.1x	02:06.35 [3]	04:15.15 (02:08.80) [3]	06:30.75 (02:15.60) [3]	08:39.09 (02:08.34) 06.93	
4	5	WAD Wadham Coll Stephanie Hall	W.1x	02:13.12 [5]	04:19.21 (02:06.09) [4]	06:37.99 (02:18.78) [4]	08:44.85 (02:06.86) 05.76	
5	3	TSS Tideway Sc Sch Gabby Cutler	W.1x	DNA [6]	04:26.25 (04:26.25) [5]	06:39.76 (02:13.51) [5]	08:52.91 (02:13.15) 08.06	
DNS	2	LEH Lady E Holles Elizabeth Witt	W.1x					


Metropolitan Amateur Regatta (Sunday)

Race 250

Single Sculls Tier 1

Heat 2

3 to F



Posn	Lane	Club		500m	1000m	1500m	Finish	Next
1	6	NRC Nottingham RC Jonathan Stimpson	1x	01:53.96 [6]	DNA -	DNA -	DNA -	91 Final
2	2	AGE Agecroft RC Matt Jenner	1x	01:49.60 [2]	DNA -	DNA -	DNA -	91 Final
3	1	BAU Bath Univ Nick Bell	1x	01:51.51 [3]	DNA -	DNA -	DNA -	91 Final
4	5	TSS Tideway Sc Sch James Dunley	1x	01:52.91 [4]	DNA -	DNA -	DNA -	
5	7	UTC Upper Thames RC Thomas Carter	1x	DNA	DNA -	DNA -	DNA -	
6	4	QBC Quintin BC Jonathan Brown	1x	01:53.21 [5]	DNA -	DNA -	DNA -	
DNS	3	ZSN Shandon BC Dan Begley	1x					

UTC Carrying wrong number

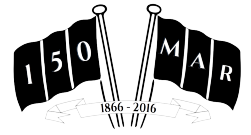
Metropolitan Amateur Regatta (Sunday)

Race 251

Single Sculls Tier 1

Heat 3

3 to F



Posn	Lane	Club		500m	1000m	1500m	Finish	Next
1	6	OUB Oxford Univ Matthew O'Leary	1x	01:48.02 [2]	07:31.04 (05:43.02) [3]	09:31.88 (02:00.84) [4]	07:30.49 -	91 Final
2	5	DUB Durham Univ Hugo Coussens	1x	01:46.30 [1]	07:31.49 (05:45.19) [4]	09:30.52 (01:59.03) [3]	07:33.15 - 02.66	91 Final
3	2	TSS Tideway Sc Sch Niall Kenny	1x	01:49.37 [3]	07:36.33 (05:46.96) [6]	09:38.99 (02:02.66) [6]	07:40.07 - 06.92	91 Final
4	3	ZDJ Castleconnell Boat Club Fionnan Crowley	1x	01:54.98 [5]	07:28.74 (05:33.76) [2]	09:26.78 (01:58.04) [2]	07:41.40 - 01.33	
5	4	BIR Birmingham Steven Byford	1x	01:50.96 [4]	07:26.84 (05:35.88) [1]	09:25.47 (01:58.63) [1]	07:42.64 - 01.24	
6	1	ZSN University Coll Cork RC Ronan Byrne	1x	01:57.18 [6]	07:31.86 (05:34.68) [5]	09:32.77 (02:00.91) [5]	07:42.64 -	

LANE 3 is ZDJ, ZSN carrying wrong number